


FLN







HANDLEBAR	04
STEM	12
CHAINRING	24
WHEELSET	32
PEDAL	36
SEATPOST	46
SADDLE	52
CHAIN GUIDE	58
GRIP	62
HEADSET	68



FUNN

FUNN was founded in 1997 out of a passion for all things two wheeled. We're excited about giving riders the confidence to have more fun on their bikes through great value, innovative and stylish components.

FUNN has been involved in mountain biking since day one. In our 20+ year history, we have helped some of the biggest names in the sport earn their stripes, including Monster Energy/Iron Horse, Team G-Cross Honda, and Trek World Racing.

Some of our proudest moments are from racing. Who can remember Sam Hill's 3rd place at the 2008 DH World Cup at Val di Sole, riding on FUNN? How about Phil Atwill's 5th place at Lenzerheide in the 2017 World Cup or more on Ripper pedals? Or more recently Insync Racing's Veronika Widmann and her four World Cup podiums, all in 2019 and all on FUNN?

As FUNN has grown, our sights have moved outside of being a pure 'racing' brand. Whilst we'll never forget our heritage it's now all about products that work for riders of all levels and all disciplines. Products that will suit top World Cup racers, to local enduro heroes to first-time trail riders alike. As an example, our new Kingpin handlebar is built to match the demands of elite racing whilst being priced to be within the reach of all riders.

What keeps us going? The answer is in our name. It's that feeling of railing a turn, sending a new jump, flowing through fresh singletrack, a wheelie down the street or a skid over the line. Simply put, it's all about FUNN.



SUPREME 7 ALLOY

Proprietary 7000 series alloy with exceptional strength to weight ratio.



ANGULAR ENGAGEMENT SYSTEM

Spring loaded Angular Engagement System (AES) lets you clip in with ease.



GREASE RENEW SYSTEM

Patented GRS keeps your hands clean whilst you top-up and replace grease.



DIRECT ENGAGEMENT CASSETTE

102 tooth cassette allowing instant chain engagement at every pedal stroke.




MODULAR CHAIN-GUIDE SYSTEM

Modular Chain-Guide System allows users to mix-and-match their perfect bash and chain-guide combination. Also allows replacement of individual parts when required.



HANDLEBAR



BLACK ACE

Made from carbon fiber, the Black Ace bar is stiff yet comfortable, light yet tough.

It is our ultimate handlebar for riders the demand a perfect balance of strength and weight. Whatever your challenge, the Black Ace will live up to its name.

- **Material** UD carbon fiber
- **Color** Matte black
- **All bars include a complete 6 colors decal kit.**



BAR CLAMP	WIDTH	RISE	UPSWEEP	BACKSWEEP	WEIGHT
31.8mm	785mm	7mm	2°	5°	193g
		15mm	5.5°	8°	196g
		30mm	5.5°	8°	205g

UPTURN

NEW

Upturn handlebar is a high-rise mountain bike handlebar designed to provide superior control and comfort during off-road rides.

With its unique geometry, this handlebar is ideal for riders who prefer an upright riding position that allows for better visibility and easier handling on technical terrain.

Constructed from high-quality aluminum alloy, the Upturn handlebar is lightweight yet durable, able to withstand the rigors of BMX and aggressive trail riding.



- **Material** **RISE: 40, 55** AL6061 / **RISE: 75** AL6066
- **Color** Red, Orange, Blue, Green, Grey, Black
- **Finish** Full sand blast



BAR CLAMP	WIDTH	RISE	UPSWEEP	BACKSWEEP	WEIGHT
31.8mm	785mm	40 mm	5.5°	8°	350g
		55 mm	5.5°	8°	360g
		75 mm	5.5°	8°	340g

SPEEDRUN NEW

Speedrun handlebar is crafted for the junior cycling enthusiast, combining fun and functionality.

Designed with a 19mm end section, it perfectly pairs with our Hlilt JR grip to accommodate smaller hands, ensuring a secure and comfortable grip for young riders. This customizable feature allows the handlebar to be trimmed for a tailored fit, providing optimal control and confidence on every adventure.

- **Material** AL6061
- **Color** Red, Orange, Blue, Green, Grey, Black
- **Finish** Full sand blast



BAR CLAMP	WIDTH	RISE	UPSWEEP	BACKSWEEP	WEIGHT
31.8mm	680mm	20 mm	5.5°	8°	231g

KINGPIN



Crafted from Supreme 7 alloy, the Funn KingPin bar is our strongest, lightest and toughest alloy bar ever.

It's designed for everything our pro enduro and DH racers can throw at it whilst also being comfortable and lightweight.

The KingPin guarantees you'll always ride like a boss.

- **Material** Supreme 7 Alloy
- **Color** Red, Orange, Blue, Green, Grey, Black
- **Finish** Ultra fine sand blast



BAR CLAMP	WIDTH	RISE	UPSWEEP	BACKSWEEP	WEIGHT
31.8mm	785mm	15mm	5.5°	8°	290g
		30mm	5.5°	8°	295g
	810mm	7mm	2°	5°	290g
		15mm	5.5°	8°	295g
35mm	785mm	7mm	2°	5°	295g
		15mm	5.5°	8°	305g
		30mm	5.5°	8°	315g

FULL ON

The KingPin's little brother. Our Full On bar takes the shape of the KingPin and presents it in more affordable AL6061 alloy.

The Full On is the ultimate combination of performance and value, offering great performance to all budgets.

- **Material** AL6061 Triple butted
- **Color** Red, Orange, Blue, Green, Grey, Black
- **Finish** Full sand blast



BAR CLAMP	WIDTH	RISE	UPSWEEP	BACKSWEEP	WEIGHT
31.8mm	785mm	15mm	5.5°	8°	345g
		30mm	5.5°	8°	340g
	810mm	7mm	2°	5°	347g
		15mm	5.5°	8°	342g
35mm	785mm	7mm	2°	5°	370g
		15mm	5.5°	8°	380g
		30mm	5.5°	8°	360g

FLAME ON / FLAME PG

Designed for XC, the Flame On is a true flat bar.

Available in AL7050 and AL6061 to suit all budgets, the Flame On is ready to rip on your local trails and take on the highest levels of competition.

- **Material** **ON** AL7050 / **PG** AL6061
- **Color** Red, Orange, Blue, Silver, Grey, Black
- **Finish** **ON** Sand blast with mirror polish / **PG** Full sand blast



BAR CLAMP	WIDTH	RISE	UPSWEEP	BACKSWEEP	WEIGHT
ON 31.8mm	680mm	0 mm	0°	9°	190g
	710mm	0 mm	0°	9°	195g
PG 31.8mm	680mm	0 mm	0°	9°	210g
	710mm	0 mm	0°	9°	215g

G-WIDE

For hardcore gravel, bike packing and CX.

The G-Wide bar is super wide, tough and lightweight.

It offers maximum control and stability for all of your off-road, drop-bar adventures from racing to backcountry exploration.

It's not just wide, it's G-Wide.


- **Material** AL6061 Triple butted
- **Color** Black
- **Finish** Full sand blast



BAR CLAMP	BACKSWEEP	REACH	FLARE ANGLE	DROP	WIDTH (CENTER-TO-ENTER)	WEIGHT
31.8mm	6°	110mm	25°	130mm	480mm	333g
					500mm	337g



STEMS



EQUALIZER



An equalizing force for your cockpit. The Equalizer stem is an Enduro World Series-ready stem that guarantees perfect cockpit setup for any bike in any terrain.

Run the Equalizer stem one way up for 10mm drop. Flip it over and run it the other for 10mm rise. The Equalizer is precision CNC'd from lightweight and tough AL6061 alloy and built with a wide clamping area for a stiff, secure connection between bar and stem.

- **Material** AL6061 Full CNC
- **Color** **Body** / Black
Cap / Red, Orange, Green, Blue, Grey, Black



STEERER CLAMP	STACK HEIGHT	RISE/DROP	BAR CLAMP	LENGTH	WEIGHT	EQUIVALENT ANGLE
1-1/8"	34mm	10mm	31.8mm	35mm	135g	16°
				42mm	147g	13°
				50mm	155g	11°
			35mm	35mm	135g	16°
				42mm	149g	13°
				50mm	157g	11°

EQUALIZER ZERO

Funn Equalizer Zero stem is designed to meet the demands of the Enduro World Series, ensuring an optimal cockpit setup for every bike across any terrain.

Our latest iteration now offers a ZERO RISE configuration for enhanced control, ensuring stability at high speeds and during descents.

Crafted with precision CNC machining from lightweight and durable aluminum, it provides a wide clamping area for a rigid and secure connection between the handlebar and stem.

- **Material** AL6061 Full CNC
- **Color** **Body** / Black
Cap / Red, Orange, Green, Blue, Grey, Black



STEERER CLAMP	STACK HEIGHT	RISE/DROP	BAR CLAMP	LENGTH	WEIGHT	EQUIVALENT ANGLE
1-1/8"	34mm	0mm	31.8mm	35mm	140g	16°
				42mm	150g	13°
				50mm	160g	11°
			35mm	35mm	140g	16°
				42mm	150g	13°
				50mm	160g	11°



CROSSFIRE

The Crossfire stem was built in collaboration with our elite enduro racers.

It's forged from AL6061 and CNC'd to create a stem that's every bit as light as it is strong. It is designed with a wide clamping area for comfort and precision and available in 31.8mm and 35mm options.

- **Material** AL6061 Forged
- **Color** Red, Orange, Blue, Green, Grey, Black



STEERER CLAMP	STACK HEIGHT	RISE	BAR CLAMP	LENGTH	WEIGHT
1-1/8"	35mm	0°	31.8mm	35mm	130g
				50mm	156g
			35mm	35mm	125g
				50mm	150g

FUNDURO

For XC adventures to enduro shredding, the Funnduro is an all-rounder that's best suited to riding where the fun comes first.

Like many of our stems, it offers 31.8mm and 35mm options.

- **Material** AL6061 Full CNC
- **Color** Red, Orange, Blue, Grey, Black



STEERER CLAMP	STACK HEIGHT	RISE	BAR CLAMP	LENGTH	WEIGHT
1-1/8"	30mm	0°	31.8mm	35mm	110g
				45mm	123g
				60mm	148g
			35mm	35mm	112g
				45mm	128g

NIXIE

NEW

The Nixie Stem sets a new standard in cycling components, featuring a sleek, distinctive design. Available in a 31.8mm bar bore and offering two extension options, 40mm and 50mm, it allows you to customize your ride's fit and handling precisely.

Crafted from lightweight, 3D forged aluminum, the Nixie Stem ensures robust durability without burdening your bike with extra weight. Ideal for cyclists seeking to elevate their setup, this stem blends top-tier functionality with innovative aesthetics.

- **Material** AL6061
- **Color** Red, Orange, Blue, Green, Grey, Black



STEERER CLAMP	STACK HEIGHT	RISE	BAR CLAMP	LENGTH	WEIGHT
1-1/8"	40mm	0°	31.8mm	40mm	120g
				50mm	119g



TRON

A CNC Masterpiece for Gravel, Cross Country, and Downcountry Mountain Bikes.

Available in four different extensions ranging from 50mm to 80mm, the TRON Stem is perfect for gravel, cross country, and down country riding. Its exceptional performance and eye-catching design make it an essential component for any serious cyclist looking to upgrade their bike's handling and performance.

Experience the perfect combination of classic design and modern features with the TRON Stem.

- **Material** AL6061 Full CNC
- **Color** Black



STEERER CLAMP	RISE	BAR CLAMP	LENGTH	WEIGHT
1-1/8"	0°	31.8mm	50mm	126g
			60mm	136g
			70mm	144g
			80mm	152g



STRYGE

Stryge means witch.

It performs black magic with a stem that's lightning fast, feather-light and perfect for XC and trail riding.

- **Material** AL6061 Forged
- **Finish** Bead blast w/ mirror polish
- **Color** **Body** / Red, Orange, Blue, Black
Cap / Black



BAR CLAMP	RISE	LENGTH	WEIGHT
31.8mm	7°	60mm	150g
		70mm	155g
		80mm	160g
	-5°	55mm	146g
		75mm	156g
		85mm	161g
35mm	-5°	100mm	166g
		55mm	180g
		75mm	190g
		100mm	200g


RSX

For the racers.

Crafted with aero grade AL6061, our direct mount stem has helped Veronika Widmann onto the World Cup podium four times in 2019.

It is beautifully simple and brutally tough with built-in adjustment between 45mm and 50mm lengths. The RSX is built for World Cup athletes and bike park shredders alike.


- **Material** AL6061 Full CNC
- **Color** **Body** / Red, Orange, Blue, Grey, Black
Cap / Black



EXTENSION	BAR CLAMP	RISE	WEIGHT
Adjustable 45mm / 50mm	31.8mm	20mm	155g
		30mm	175g
	35mm	20mm	145g
		30mm	165g



CHAINRING



SOLO DX

NARROW WIDE RING

Because dropped chains are no fun.

The Solo DX Narrow-Wide chainring is designed for single chainring conversions with SRAM direct mount cranksets.

DX guarantees your chain will stay locked in place at all times, in all terrains.



- **Material** AL7075 Forged w/ CNC
- **Color** Red, Blue, Black



3mm offset



6mm offset

SYSTEM	OFFSET	SIZE	WEIGHT
SRAM Direct mount	3mm (Boost)	28T	57g
		30T	65g
		32T	69g
		34T	75g
	6mm	28T	60g
		30T	65g
		32T	70g
		34T	80 g

SOLO DS

NARROW WIDE RING

A narrow-wide chainring for Shimano Direct Mount Cranks.

The Funn Solo DS Narrow-Wide is designed for single chainring setups with Shimano direct mount cranksets.

The narrow-wide tooth profile helps to lock your chain in place, doing away with the need to run a chainguide.

- **Material** AL7075 Full CNC
- **Color** Black



SYSTEM	SIZE	WEIGHT
SHIMANO Direct mount	28T	56g
	30T	60g
	32T	67g
	34T	76g

SOLO 96

NARROW WIDE RING

Designed for single chainring conversions with Shimano Asymmetric 96mm BCD interface cranksets.

- **Material** AL7075 Full CNC
- **Color** Red, Blue, Black




SYSTEM	SIZE	WEIGHT
SHIMANO Asymmetric 96 mm BCD	30T	40g
	32T	48g
	34T	55g

SOLO

NARROW WIDE RING

Designed for single chainring conversions with 104mm BCD interface cranksets.

- **Material** AL7075 Full CNC
- **Color** Red, Orange, Blue, Black



SYSTEM	SIZE	WEIGHT
104mm	30T	40g
	32T	42g
	34T	52g
	36T	64g

SOLO ES

NARROW WIDE RING FOR E-BIKES

A one-piece chainring for eBikes with Shimano E8000 and E7000 motors.

Our innovative design gives an adjustable chain line to fit Boost and non-Boost setups.

- **Material** AL7075 Forged w/CNC
- **Color** Red, Blue, Black



SYSTEM	SIZE	WEIGHT
SHIMANO E-motor	34T	120g
	36T	130g
	38T	140g

RIDGE

A tough, simple and innovative alloy crankset for 1X and 2X setups.

Our Ridge cranks are built from AL6061 and available in 170mm and 175mm lengths to fit 68mm, 73mm and PF92 BB shells.

- **Arm Material** AL6061 Forged
- **Chainring Material** AL7075 Full CNC
- **Color** Black




CHAINRING SIZE	BB AXLE-WIDTH	BCD	REAR SPEED	WEIGHT-CRANK ARMS	WEIGHT-CHAIN RING	CRANK LENGTH
24-38T	68 & 73mm	64mm - 104mm	10 speed	685g	86g	170mm
						175mm
27-40T	68 & 73mm	64mm - 104mm	10 speed	685g	91g	170mm
						175mm
28-42T	68 & 73mm	64mm - 104mm	10 speed	685g	96g	170mm
						175mm
32T	68 & 73mm	104mm	10/11 speed	667g	42g	170mm
						175mm
34T	68 & 73mm	104mm	10/11 speed	667g	47g	170mm
						175mm
36T	68 & 73mm	104mm	10/11 speed	667g	52g	170mm
						175mm





WHEELSET



FANTOM




The complete package, built for all of the abuse our pro-riders and test pilots can give.

Available in all-mountain or boost specs and in 27.5" and 29", our Fantom wheels are specced with our 6 pawl, 102T engagement hubs and tough, light and wide rims.

They're hand-built and come with tubeless rim tape and valves so you'll have no delays in hitting the trails.

· **Color** Black



MODEL	HOLE	FRONT AXLE	REAR AXLE	RIM SIZE	RIM
AM	32H	QR x 100mm	QR x 135 mm	27.5"	AM30 / AM35 / AM40
		15mm x 100mm	12mm x 142mm	29"	
15mm x 110mm		12mm x 148mm	27.5"	AM30 / AM35 / AM40	
15mm x 110mm		12mm x 148mm	29"		
BOOST MULLET		15mm x 110mm	12mm x 148mm	F 29" / R 27.5"	

Cassette body: Shimano HG / Microspline, SRAM XD

FANTOM RIM

Our next-generation Fantom Rim is built with a welded-joint for the ultimate pairing of high strength and low weight.

They are tubeless-ready and available in all-mountain and downhill specs and built wide for plus-size tyre compatibility.

- **Material** AL6069
- **Color** Black



MODEL	HOLE	EXTERNAL WIDTH	INTERNAL WIDTH	RIM SIZE	WEIGHT	ERD	PROFILE
AM30	32	30mm	25mm	27.5"	420 g	557	
				29"	440g	594	
AM35	32	35mm	30mm	27.5"	508g	557	
				29"	542g	594	
AM40	32	40mm	35mm	27.5"	540g	555	
				29"	570g	591	

FANTOM HUB



Built for perfect engagement, long life and zero energy loss. The Phantom is a World Cup-worthy hub at a price that your wallet will love.

The Phantom Hub is crafted with 6 pawls, which engage simultaneously in a 3.5° spacing to give immediate and direct power.

· Color Black



MODEL	SPOKE HOLES	FRONT AXLE	REAR AXLE	FRONT WEIGHT	REAR WEIGHT
AM	32H	QR	QR	165g	320g
		15mm x 100mm	12mm x 142mm	150g	318g
BOOST	32H	15mm x 110mm	12mm x 148mm	168g	330g

Cassette body: Shimano HG / Shimano Microspline, SRAM XD



PEDALS



PYTHON

Crafted with an ultra-sleek and thin profile, Python Pedals glide effortlessly across diverse terrains, offering precise control and unparalleled stability. Meticulously forged from durable AL6061 alloy, these pedals exemplify exceptional strength, guaranteeing reliability and longevity on your rides.

With valuable insights from professional riders, Python Pedals provide a confident and secure grip, elevating your performance to new heights.

- **Material** AL6061 forged
- **Color** Red, Orange, Blue, Turquoise, Green, Grey, Black



AXLE SYSTEM	PLATFORM SIZE	WEIGHT
CrMo axle w/ DU and cartridge bearing	W x L x H 103mm x 110mm x 10.5mm	375g / pair

TAIPAN

NEW

Crafted from glass fiber reinforced thermoplastic, these pedals strike the perfect balance between durability and affordability.

Each pedal is equipped with a CrMo steel axle and six metal pins on either side, offering exceptional grip and control. Additionally, special round tip pins are designed to be shin-friendly, minimizing the risk of injury.

- **Material** Glass fiber reinforced thermoplastic
- **Color** Red, Pink, Orange, Turquoise, Blue, Green, Olive Green, Purple, Brown, Grey, Black



AXLE SYSTEM	PLATFORM SIZE	WEIGHT
CrMo axle w/ DU and cartridge bearing	W x L x H 105mm x 100mm x 14mm	375g / pair


TAIPAN S

NEW

Taipan S pedals offer the perfect blend of performance and size for riders with smaller feet. With a slightly reduced platform size, the Taipan S ensures supreme comfort and control underfoot, making it ideal for cyclists who need a more tailored fit.

Featuring robust CrMo steel axles and a slim 14mm-thick body, they provide strength without bulk. Special round tip pins ensure safety, particularly for junior riders, by reducing the risk of shin injuries.

- **Material** Glass fiber reinforced thermoplastic
- **Color** Red, Pink, Orange, Turquoise, Blue, Green, Olive Green, Purple, Brown, Grey, Black



AXLE SYSTEM	PLATFORM SIZE	WEIGHT
CrMo axle w/ DU and cartridge bearing	W x L x H 95mm x 80mm x 14mm	325g / pair

FUNNDAMENTAL



Our toughest and highest-performing flat pedal ever.

CNC machined in AL6061 to create a deep, roomy platform.
 11 two-way removable pins guarantee perfect grip and hassle-free replacement.

Funndamental uses our innovative GRS system for easy maintenance.

- **Material** AL6061 CNC
- **Color** Red, Orange, Blue, Turquoise, Green, Grey, Black



AXLE SYSTEM	PLATFORM SIZE	WEIGHT
CrMo axle w/ DU and cartridge bearing	W x L x H 105mm x 110mm x 17mm	415g / pair



MAMBA



The fun of a flat pedal with the power of a clip, the Mamba is a true all-rounder.

The Mamba combines a large, flat-pedal style platform with a double or single-sided SPD mechanism (compatible with SPD cleats).

Our patented GRS system that lets you top up grease without getting your hands dirty.

- **Material** AL6061 CNC
- **Color** Red, Orange, Blue, Green, Grey, Black



Double Sided



Single Sided

AXLE SYSTEM	PLATFORM SIZE	CLEAT	WEIGHT
CrMo axle w/ DU and cartridge bearing	W x L x H 101mm x 102mm x 13.4mm	Single sided	450g / pair
		Double sided	500g / pair

MAMBA S



Lighter and slimmer than our full-size Mamba, the S is perfectly suited for enduro racing and all-day, off-road adventures.

Available in single and double-sided versions, the Mamba S combines a flat-pedal style platform and a tough, reliable Shimano SPD mechanism. Clip-in when you need power, use the platform when conditions get steep and technical.

- **Material** AL6061 CNC
- **Color** Red, Orange, Blue, Green, Grey, Black



Double Sided



Single Sided

AXLE SYSTEM	PLATFORM SIZE	CLEAT	WEIGHT
CrMo axle w/ DU and cartridge bearing	W x L x H 83mm x 98mm x 13.4mm	Single sided	405g / pair
		Double sided	465g / pair

RIPPER



Because clipped pedals win medals! The Ripper is our World Cup used-and-abused, tested and proven clipped pedal.

The Ripper features a spring-loaded Angular Engagement System with guarantees a buttery-smooth and razor sharp SPD action in all conditions.

Sleeve bushings and cartridge bearings combined with a tough AL6061 platform guarantee a long-life whatever you throw at them.

- **Material** AL6061 CNC
- **Color** Red, Blue, Green, Grey, Black



15° rotation for easy clip-in

AXLE SYSTEM	PLATFORM SIZE	CLEAT	WEIGHT
CrMo axle w/ DU and cartridge bearing	W x L x H 93mm x 100mm x 21mm	SPD Compatible	570g / pair





SEATPOST



UPDOWN LEVER

The UpDown lever is the perfect upgrade for your dropper.

Strong, stiff and lightweight, the fully CNC'd finish and cartridge bearing design create an effortless contact point, whatever the conditions.

The design allows your cable-stop to be held at the lever or the post to guarantee compatibility. A simple barrel adjuster makes installation, setup and maintenance completely hassle-free.



- **Material** AL6061
- **Finish** Full CNC
- **Color** Red, Orange, Purple, Blue, Turquoise, Green, Black, Oil slick



BLOCKPASS

Blockpass is a simple and stylish straight post for all riders.

It's available in 5 colour options with a tough bead-blasted finish.

- **Material** AL6061
- **Finish** Bead blast
- **Color** Red, Orange, Blue, Silver, Black



POST DIAMETER	LENGTH	ADJUSTABLE SET BACK	WEIGHT
Ø30.9mm	350mm	15 - 20 - 25mm	380g
	400mm		390g
Ø31.6mm	350mm	15 - 20 - 25mm	400g
	400mm		410g

CROSSFIRE

Crossfire is a light-weight, high-performance post with a tough bead-blasted finish, 5 colour options and a great price.

- **Material** AL6061 3D Forged
- **Finish** Bead blast
- **Color** Red, Orange, Blue, Silver, Black



POST DIAMETER	LENGTH	WEIGHT
Ø27.2mm	350mm	265g
Ø30.9mm	350mm	270g
	400mm	275g
Ø31.6mm	350mm	285g
	400mm	295g

FRODON

Bicycle jewellery!

The Frodon is light as a feather, CNC machined from AL6061.

- **Material** AL6061 Full CNC
- **Color** Red, Orange, Blue, Grey, Black



SIZE	BOLT	WEIGHT
30.0mm		
31.8mm	Stainless steel	13g
34.9mm		





SADDLE

SKINNY

The Skinny is compact and streamlined, perfect for our XC racers.

- **Material** Vinyl Leather
- **Color** Red, Orange, Blue, Black



RAIL MATERIAL	SIZE	WEIGHT
CrMo	L x W 280mm x 144mm	235g

ADLIB

Made in collaboration with a World-leading saddle manufacturer.

Adlib walks that fine line of being racer slim but still comfortable enough for big days out. A vinyl leather outer and cromo rails guarantee it'll handle all the abuse you can give it.

- **Material** Vinyl Leather
- **Color** Red, Orange, Blue, Black



RAIL MATERIAL	SIZE	WEIGHT
CrMo	L x W 281mm x 128mm	239g

ADLIB HD

Adlib, but race spec.

Designed for our enduro athletes the Adlib HD has a wider platform for a little more comfort and stability than the regular version.

- **Material** Vinyl Leather
- **Color** Red, Orange, Blue, Black



RAIL MATERIAL	SIZE	WEIGHT
CrMo	L x W 291mm x 145mm	335g

LAUNCH II

Your sofa on the trails. The Launch II is designed for pure comfort, whatever the distance.

- **Material** PVC
- **Color** Black, White



RAIL MATERIAL	SIZE	WEIGHT
CrMo	L x W 275mm x 140mm	350g



Photography by Dave Price





CHAIN GUIDE

ZIPPA DH

For the gnarliest race tracks on the planet.

Zippa DH is our World Cup-proof bash and chain guide that has helped Veronika Widmann onto the World Cup podium throughout 2019.

The tough and light replaceable thermoplastic polymer bumper fends off damage from rocks and roots and the guide keeps your chain locked in place run after run.

- **Back Plate Material** AL6061 Full CNC
- **Pulley Material** AL7075
- **Color** Red, Orange, Blue, Grey, Black



TOOTH CAPACITY	MOUNTING STANDARD	WEIGHT
32T - 38T	ISCG05 w / External BB adapter	175g

ZIPPA AM

For everything from the Enduro World Series to your local mates race.

ZIPPA AM is designed for all mountain, trail and enduro bikes. It locks your chain in place with a tough, lightweight and hassle-free design.

- **Back Plate Material** AL6061 Full CNC
- **Pulley Material** AL7075
- **Color** Red, Orange, Blue, Grey, Black



TOOTH CAPACITY	MOUNTING STANDARD	WEIGHT
32T - 38T	ISCG05 w / External BB adapter	120g

ZIPPA LITE



Winner of the 2017 Design & Innovation Award, the Zippa Lite series is a revolutionary approach to chain guides.

Mix-and-match your bash and guide combos for your perfect fit and easily replace individual bits when they break. Guarantees perfect chain retention and wards off damage in the exact combination for you and your riding. Works with ISCG05, D-Type, E-Type and BSA.

- **Back Plate Material** AL6061 Full CNC
- **Color** Black



E-TYPE

D-TYPE

ISCG05

BSA

TOOTH CAPACITY	MOUNTING STANDARD	WEIGHT
26T - 36T	E-Type (SRAM S3)	24g
	D-Type	34g
	ISCG05	30g
26T - 38T	BSA (External cup BB)	35g

ZIPPA LITE ES

For the eBikes.

Same lightweight and compact craftsmanship as our Zippa range, but designed for Shimano E7000 and E8000 eBike motors. Keeps your chain in place for all the miles you and your eBike can throw at it.

- **Back Plate Material** AL6061 Full CNC
- **Color** Black



E-BIKE

TOOTH CAPACITY	MOUNTING STANDARD	WEIGHT
34 T - 38 T	SHIMANO E-motor	30g

ZIPPA BASH



For uninterrupted ass-hauling.

The Zippa Bash integrates perfectly with our Zippa Lite chain guide and wards off rocks and roots, saving you and your frame from destruction.

The Zippa Bash features a CNC'd AL7075 heat-treated back-plate and replaceable thermoplastic polymer bumper that's rock solid and feather-light.

Works with 26T to 32T and 34T to 36T chainrings.

- **Back Plate Material** AL7075 Full CNC
- **Color** Black



26T - 32T




34T - 36T

TOOTH CAPACITY	MOUNTING STANDARD	WEIGHT
26T - 32T	ISCG05	65g
34T - 36T		68g



GRIPS



HOLESHOT

The first rider to leave the start gate and get up to racing speed.

The Funn Holeshot grip is for the racers - high spec and high performance it's built for ultimate comfort and grip. Built with the input of our elite athletes and two years in development, the Holeshot is for riders that are dedicated to getting out of the gate FAST!



OUTER/INNER DIAMETER	WEIGHT	COLOR
Ø31mm/Ø22mm	115g	Red, Orange, Blue, Green, Turquoise, Pink, Black, Grey, Purple, Brown, Army green

HILT

Attack with the control of a master swordsman.

The Hilt grip is perfectly balanced for every two-wheeled duel you'll encounter. Our proprietary compound guarantees perfect comfort, handling and durability. 11 colours means they'll always suit your style.



OUTER/INNER DIAMETER	WEIGHT	COLOR
Ø30mm/Ø22mm	96g	Red, Orange, Blue, Green, Turquoise, Pink, Black, Grey, Purple, Brown, Army green

HILT JR NEW

The Hilt JR, a downsized version of the renowned Funn Hilt MTB grip, is designed with a smaller inner diameter of 19mm and an outer diameter of 26mm, making it the perfect fit for younger riders or those with smaller hands.

With 11 vibrant color options, there's a perfect match for every junior rider's unique style.



OUTER/INNER DIAMETER	WEIGHT	COLOR
Ø26mm/Ø19mm	72g	Red, Orange, Blue, Green, Turquoise, Pink, Black, Grey, Purple, Brown, Army green

COMBAT I

Our take on the classic lock-on grip. Simple, comfortable, slim and hassle-free.



OUTER/INNER DIAMETER

WEIGHT

COLOR

Ø30mm/Ø22mm

140g

White, Grey, Black

COMBAT II

A step up on our classic lock-on Combat grip, the Combat II adds a waffle pattern for added control in all conditions.



OUTER/INNER DIAMETER

WEIGHT

COLOR

Ø30mm/Ø22mm

140g

White, Grey, Black



HEADSET



DESCEND

Precision machined from aerospace-grade AL6061 and teamed up with angular contact bearings.

The Descend headset guarantees super-smooth control so you can focus on the trail.

UPPER SET

SPEC	STEER TUBE	HEADTUBE SIZE	STACK HEIGHT	WEIGHT
ZS44/28.6		44mm	9.6mm	72g
ZS49/28.6	28.6mm	49mm	10.3mm	92g
ZS56/28.6		56mm	13.5mm	117g



LOWER SET

SPEC	STEER TUBE	HEADTUBE SIZE	STACK HEIGHT	WEIGHT
ZS44/30		44 mm	3 mm	40g
ZS49/30	30mm	49 mm	5.2 mm	60g
ZS56/30		56mm	2.8mm	66g
EC44/40		44mm	13.4mm	56g
EC49/40	40mm	49mm	13.4mm	60g
ZS56/40		56mm	2.8mm	66g
ZS66/46	46mm			90g
ZS66/40	40mm	66mm	3.5mm	100g



INTEGRAL SET

SPEC	STEER TUBE	HEADTUBE SIZE	STACK HEIGHT	WEIGHT
IS42/28.6	28.6mm	42mm	0mm	62g
IS52/40	40mm	52mm	0mm	36g







FUNN

#FUNNMTB

www.funntmb.com



@funntmb