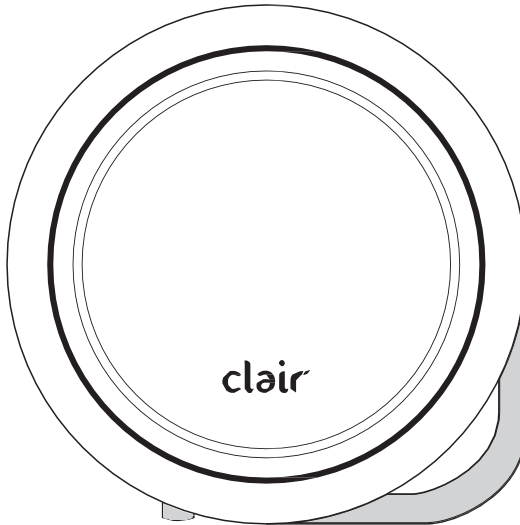


Your Healing Partner for eco life

clair

Instruction manual



MODEL		clair-BF2025		
Power supply	Input	AC 100~240V / 50/60Hz		
	Output	DC 12V / 1.0A		
Performance and power consumption	Level	Low mode	Normal mode	High mode
	Power consumption	1.2W	1.8W	2.4W
Recommended use area		Individual and office spaces		
Size		254mmx150mmx255mm		
Weight		1.6kg		

ATNS GROUP, Inc.

clair is a representative brand of purifier
developed and produced by ATNS GROUP, Inc. in Korea.

clair

See how much clair cares for its customers!



Innovative technology through a paradigm shift - the e2f filter

Nuisance static electricity is born again as an innovative filter resulting in a paradigm shift. The clair e2f filter can collect ultrafine particles that escape existing filters and enter our lungs. Now try the e2f filter!



Removal of allergens and other substances that cause sick house syndrome

Clair removes harmful materials such as CO, exhaust gases (NOx, SOx), formaldehyde and toluene (VOCs), so it is great for use at home with respiratory patients, atopic patients, pregnant women and infants.



Safely purified air with no hazardous secondary substances

Air purifiers based on electric collectors or aromatic mixing generate hazardous secondary substances, such as ozone and carbon, which cause headaches, dizziness, drowsiness, asthma and atopy. The clair air purifier is free of hazardous secondary substances.



Viruses and bacteria removal

It maintains a pleasant indoor environment by removing viruses, mold, fungi and bacteria.



Low maintenance costs

Because the cost for continuous use is only about ₩100 a month, it has negligible impact on the electricity bill. The e2f filter can be used for over a year, which makes maintenance easier and reduces filter costs.



Convenience

It is designed for convenient, one button operation, and the filter can be separated, replaced and cleaned by users themselves.



Attractive design

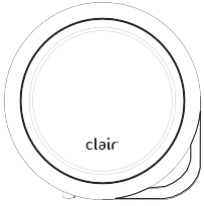
A simple and premium design coordinates with bedrooms and living rooms. It can be used in individual spaces and office environments.



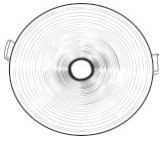
Made in Korea

All models are made in Korea to ensure customer reliability. A/S (after service) is available through the joint medium and small enterprise AS centers operated by the government.

Product components



• Main body



• e2f filter

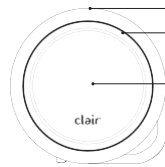


• DC adapter



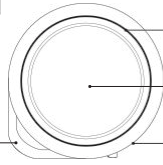
• User Manual

Names of each part



Front

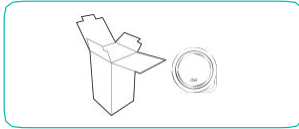
Control unit
Air outlet
Front cover



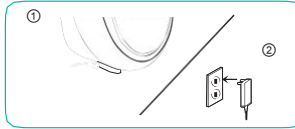
Back

Air inlet
Back cover
Adapter joint

설치방법
Installation method



1. Check condition of product before installation.



2. Connect DC adapter to the side of the main body and then plug into a power outlet.




3. Press the power button to operate the product.



4. Be careful not to block the back cover with foreign objects as not to prevent air intake.

※Caution!
Plug the DC adapter in the main body before connecting to a power outlet.

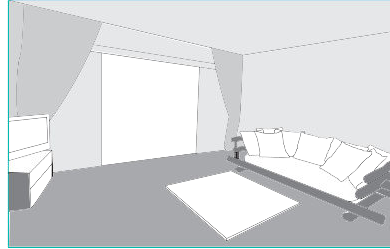
Operation method and motion

Operation mode	Operation method	Operation details	Button indicator
Level 1	Press the power button once	Low speed mode	
Level 2	Press the power button twice	Normal speed mode	
Level 3	Press the power button 3 times	High speed mode	
OFF	Press the power button 4 times	Stop	
	Press the power button for longer than 2 seconds regardless of mode		


Bedroom



Living room



Children's room



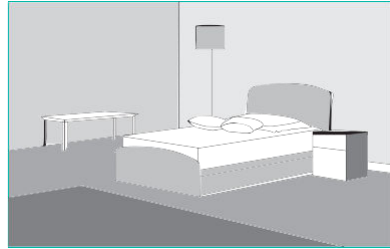
Study room



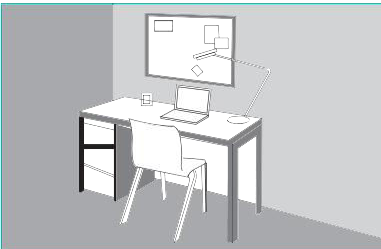
Kitchen



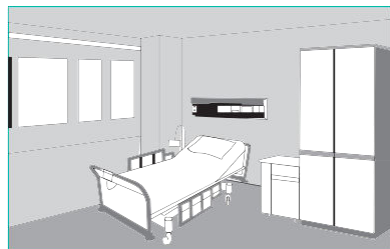
Studio room



Office



Hospital room



Maintenance

How to clean the filter



1. Turn the power off and unplug from power outlet.



2. Lay the product down with back cover facing upwards.



3. Hold the handle and disassemble the back cover.



4. Remove dust at the top of the e2f filter using a vacuum cleaner.

※Caution!

Make sure to start cleaning and filter management after turning off power, unplugging from power outlet and making sure that the fan has stopped.

There is danger for electric shock or other accidents if filter is changed during operation.

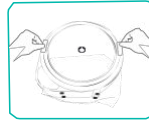
How to change the filter



1. Lay the product down with back cover facing upwards.



2. Hold the handle and disassemble the back cover.



3. Hold the handles on both side of the e2f filter and disassemble the e2f filter from main body.

4. Change to a clean unused filter.

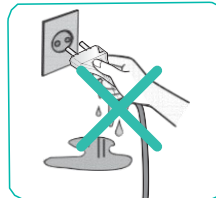
Caution for maintenance



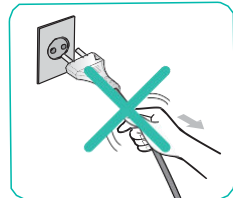
Filters last for a maximum of 12 months which is subject to change depending on installation place and environmental conditions.



Cleaning the filters with water is not recommended. It may decrease purification ability due to reduced filter function.



Do not touch power cord with wet hands, for danger of electric shock or other accidents.



Do not pull on the cable of the power plug. It may cause damage to the cable or injury.



Do not use water or detergent when cleaning the body or filter. It may cause stains or cracks on the surface.



Do not place any objects on the product. It may block the inlet or outlet causing malfunction or reduced ability of purification.



Keep children from climbing on and putting fingers or other foreign matter in the outlet, as this could cause injury.



Be careful that water is not allowed the inside product. It may cause a fire or electric shock.

Caution for safety

Caution for power

- Do not change or extend cable.
- Do not bend power plug or pull as it may cause damage.
- Do not pull power plug cable.
- Do not use damaged power cords, plugs or loosened outlets.
- Do not use multiple devices simultaneously on a single power strip.
- Do not use power plug near a heater.
- Use rated adapter (DC 12V/1.0A rating).
- Pull out power plug from outlet in the event of cleaning.
- Do not touch power plug with wet hands
- Pull plug out when product is not in use.
- Be careful as not to let an infant access or operate the product.

* Failure to follow these instructions could lead to damage or injury by electric shock or fire.

Caution for operation

- Use the product when plug is fully fixed so that power plug does not shake.
- Do not block air inlet and outlet with other foreign matter.
- Do not use it near hot object like a stove or fire risky places.
- Do not use the product on its side or back and do not put any object on the top.
- Do not use when body and filter are separated
- Do not use detergent to clean the surface of the product.

* Failure to follow these instructions could lead to fire, malfunction, damage to product or reduced purification ability.

Caution for use and placement

- Do not use the product in a place where gas may be leaked.
- Do not use the product in a place with industrial oil smoke or metallic dust.
- Do not use under direct sunlight near heaters or in humid conditions.
- Do not place on a slope or uneven surface.
- Install at least 20cm away from surrounding objects.
- Check if there are any obstacles blocking air inlet or outlet part.
- Do not move the product by holding the back cover only.

* Failure to follow these instructions could lead to reduced purification ability, abnormal noise or malfunction. And It may cause damage or injury by electric shock or fire.

Caution for filter

- Avoid making direct contact with filters in use such as smelling or touching.
- For polluted filters, open back cover and remove dust only using a vacuum cleaner.
- Cleaning with water is not recommended as it may cause filter function decrease.
- If the product is not used for long durations of time, pollutants may be collected in the filter. Seal the filter using a plastic cover and store it.

* Failure to follow these instructions could lead to health problems or functional reduction of e2f filter.

* For repair and/or replacement, contact the purchase store or medium and small enterprise joint service center.

* A/S and replacement inquiry: 080-581-2917
(See Warranty Certificate page)

Warranty Certificate

ATNS Group implements the warranty of the product as below according to the consumer indemnification regulation.

- * The warranty period of clair product is 1 year from the purchase date.
- * The compensation and reception notice shall be made within 7 days from application date, and repair and compensation shall be made within 14 days from the application date. (excluding holiday and national holidays)
- * The below shall be subject to paid repair.
 - In case of failure by using non-authentic components
 - In case of failure by negligence of user or by arbitrary repair and modification
 - In case of failure by non-implementation of matters defined in the user manual
- * Paid repair is available after the warranty period.
- * Provide warranty certificate in the event of repair application.

Customer service center 080-581-2917

clair customer service is directly managed by medium and small enterprise joint A/S center run by the state.

Customer information			
Name			
Address			
Tel.			
Mobile.			
E-mail			
Product name	clair Air Purifier		
Model name	clair-BF2025		
Date of purchase	year	months	date
Warranty period	1 year from purchase date		
Manufacturing date	Indicated separately		
Manufacturer	ATNS Group		
Homepage	www.cleanair-clair.com		

* Please safely store this certificate with your user manual as it cannot be re-issued.

Visible cleanliness, Simple design, Convenient usability, Reasonable price, Air Purifier



Customer service center

080-581-2917

clair

ATNS GROUP, INC.

[Inquiry and consulting](#)

clair Business Dept., 5th Fl Samheung Bldg, 1451-79

Secho-dong, Seocho-gu, Seoul

TEL +82.2.581.2918 FAX +82.2.581.2919

www.cleanair-clair.com