

Immunity Supporting BioSignature and Emitter

Dear BG Community,

We have developed a new BioSignature that supports the immune system's response to viruses. BioSignatures are a set of linear diagrams that enter into resonance with the patterns of energy flow in the body organs. They are conceptually similar to the meridians of Chinese acupuncture, except that BioSignatures relate to the shape of the organ, while the meridians are related to the overall shape of the body.

To use the BioSignature, you can draw it on medical tape that you can then wrap around your wrist. It is important to draw the BioSignature from the starting point, where we have indicated it with an arrow, to allow the proper energy flow of resonance.

BioGeometry BioSignatures Emitter:

We are also re-uploading the BioGeometry Immunity Emitter shared yesterday as there is a BioSignature on the left that is slightly cut off (it is not affecting the emitter's efficacy as we tested it before uploading however we wanted to provide the adjust one)

The emitter is designed to enhance the immune system as an additional environmental preventative measure in light of viruses and 5G.


Explanation of the emitter:

The BioGeometry BioSignatures emitter is used to connect the BioSignatures to an individual's energy system. When each pattern enters into resonance of shape with the corresponding shaped energy flow in the body, the harmonized BioSignatures shape balance the energy flow in the body's energy system.

On both sides of the emitter there are numerous BioSignatures arranged into a circular pattern. In the center there is an empty space reserved for a photo. As a photo contains the energetic information of an individual it can be used to enter into resonance with the BioSignatures. On the boundaries of the emitter we find 7 BioGeometry "L shapes" which amplify this connection.

Directions for the emitter:

To use the emitter, print it out to scale and place your photo in the center using double sided tape and hang it in your home (you can also add the photo digitally using a program such as Photoshop before printing). The emitter will work even if the photo is not recent. It is not recommended to laminate, cover, or place the emitter in a drawer. Once a day wipe off any settled dust off the emitter.



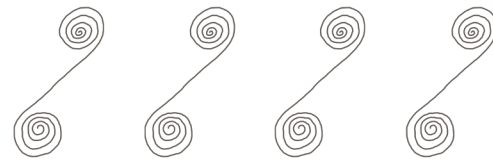

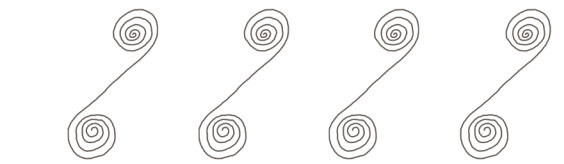
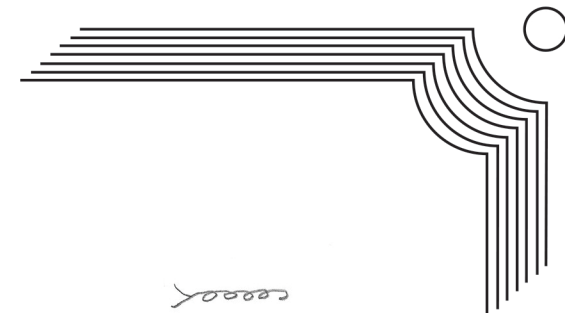
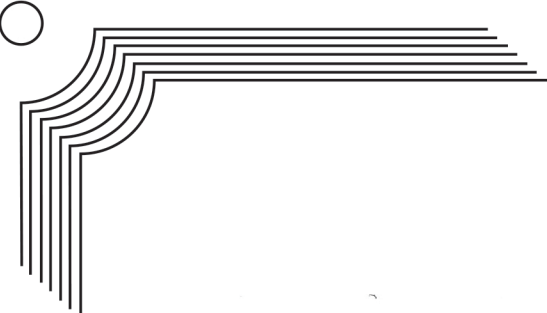


4

BioGeometry Immunity Support BioSignature

©2019 Dr. Ibrahim Karim/BioGeometry Energy Systems Ltd.

Disclaimer: BioGeometry is not a form of medical diagnosis or treatment,
it is a long term environmental support for the body and all types of treatment.



©2019 Dr. Ibrahim Karim, BioGeometry Energy Systems Ltd
 For personal use only. BioGeometry is not a form of medical diagnosis or treatment.
 It is an environmental support for the body's energy system and all types of treatment.