

Statement

To Respected VIP Customers,

We, Jinko Solar Co., Ltd. (Jinko Solar), hereby confirm that the Jinko Solar PV modules [Module Type: See Below Summary Table 1 and Summary Table 2] will be / was sold to related VIP customers located in Australia & New Zealand in which PV modules will be mounted with **4 clamps (Clamp Length: 40mm or 50mm) on long side frames** as below drawing where “J” is 0mm and “K” is 600mm OR **4 clamps on short side frames** as below drawing where “J” is 0mm and “K” is 240mm, complies with the mounting standards of Jinko Solar installation manual as shown following Figure 1 & 2.

2.3.2.1 Clamp Mounting on Long Sides of the Frames

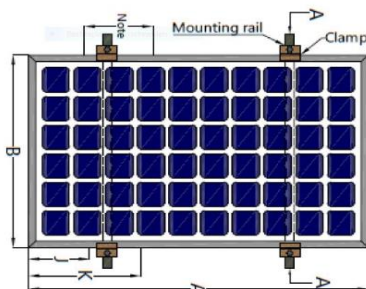


Figure 4: Installation of clamps on long side of frames

Figure 1

2.3.2.2 Clamp Mounting on Short Sides of the Frames

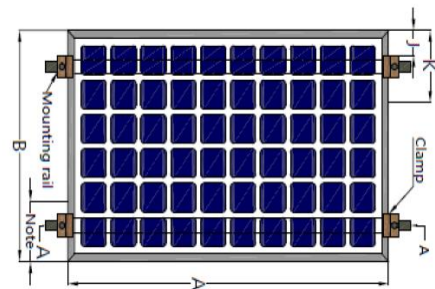


Figure 7: Installation of clamps on short side of frames

Figure 2


Using these mounting methods will refer to following mechanical load value without considering safety factory 1.5 based on IEC 61215 standard:

Installation of Clamps on long side of frames						
		Length(mm)	Width(mm)	BULE ZONE	RED ZONE	YELLOW ZONE
Group 67 & 76	JKMXXM/N-60HL4(-V)/(-B)	1903	1134	0	330.6	430.6
Group 65 & 74	JKMXXM-54HL4(-V)/(-B)	1722	1134	0	294.4	394.4
	JKMXXN-54HL4(-V)/(-B)	1722	1134	0	294.4	394.4
	JKMXXN-54HL4R(-V)/(-B)	1762	1134	0	302.4	402.4
	Snow load		Wind load			
BULE ZONE	1066pa		1066pa			
RED ZONE	3600pa		2000pa			
YELLOW ZONE	2400pa		1600pa			
	*Ultimate load= Design load x 1.5					
	*Module size tolerance + 2mm					

Summary Table 1

Installation of Clamps on short side of frames						
		Length(mm)	Width(mm)	BULE ZONE	RED ZONE	
Group 67 & 76	JKMXXXM/N-60HL4(-V)/(-B)	1903	1134	0	100	240
Group 65 & 74	JKMXXXM/N-54HL4(-V)/(-B)	1722	1134	0	100	240
	JKMXXXM/N-54HL4R(-V)/(-B)	1762	1134	0	100	240
	Snow load	Wind load				
BULE ZONE	800pa	800pa				
RED ZONE	1067pa	1067pa				
*Ultimate load= Design load x 1.5						
*Module size tolerance + 2mm						

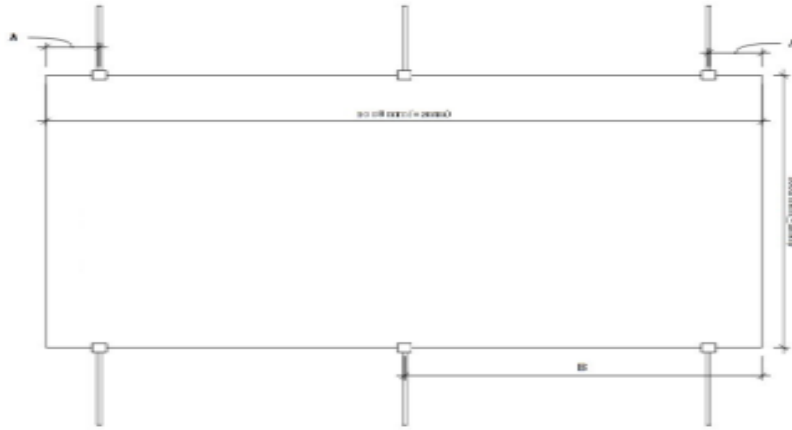
Summary Table 2



TYPICAL 60/66 CELL JINKO SOLAR MODULE

Note: Installation with 3 rails (clamp along the long size) is also approved.

For high wind zone (design load up to 2400pa). 4 clamps shall be positioned in the red zone, with two additional clamps placed in the middle.



PV Modules installed using this method is covered by Jinko Solar standard warranty as agreed upon in the Purchase Agreement. However, Jinko Solar Co., Ltd shall not be liable for any damage of modules due to the faults of the engineering and/or construction and/or designing of the PV system.

Kind regards,

