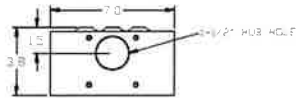
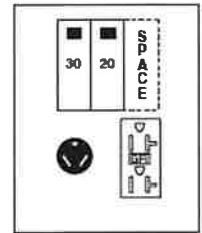


Top View



Configuration



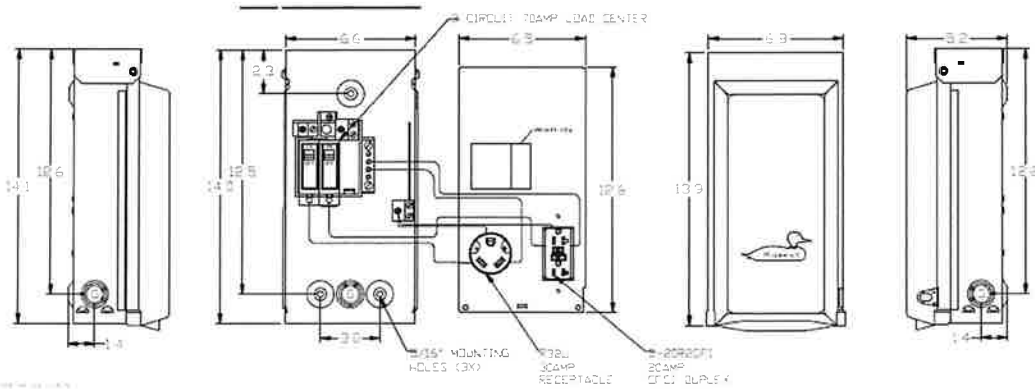
Front View Interior

Front View Inside Cover

Front View External # 1

Front View External # 2

Side View

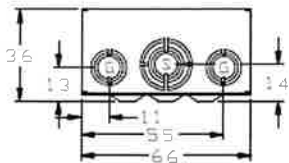


Wire Range Size

WIRE RANGE TABLE

CONNECTOR	COPPER		ALUMINUM	
	SOLID	STRAND	SOLID	STRAND
LINE	14-5	14-3/0	12-10	12-5/0
LOAD	14-5	---	12-8	---
NEUTRAL	14-5	14-2	12-6	12-2
NEUTRAL	14-5	14-4	12-6	12-4
EQUIP. GRND.	12-8	12-2	12-8	12-2

Bottom View



KNOCKOUT TABLE

G= 1/2", 3/4", 1" KD
S= 1/2", 3/4", 1", 1-1/4", 1-1/2" KD

Receptacles Circuit Protection

R32U	THQL1130
5-20R2GFCI	THQL1120
	SPACE THQL1120



MIDWEST RV EQUIP METALLIC SURFACE MT 70A GFCI UNMTERED 30A/20GFCI 120/240V UL LISTED G90 N3R

CAT NO	DWG DATE	REV #
U041C010P	06/12/2019	01