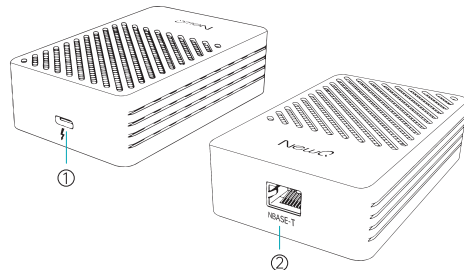


Model: NQ-EA-01

TBT3 to 10G Ethernet Adapter

Product Specifications



①	Thunderbolt 3 Port	UFP up to 40Gbps
②	RJ45	10GBASE-T 5GBASE-T 2.5GBASE-T 100BASE-TX 10BASE-T

Note: The built-in fan is off by default and automatically turns on when the product's operating temperature reaches 45°C.

Product Compatibility

1. Only supports personal computers with Thunderbolt interfaces (Thunderbolt 3 and above).

Platform	System Requirements	Driver installation
Windows	Windows10&Windows11	YES
macOS	Ventura and above	NO

2. A Thunderbolt cable (Thunderbolt 3 and above) is required; it is recommended to use the cable provided with the product.


High quality Cat-6A Ethernet cable is recommended for distances up to 100m. At shorter distances, it's possible to use cables of lower grade (e.g. Cat-6 for 10G or Cat-5e for 5G upto 55m).

Driver Download For Windows

The driver must be installed for proper use on a Windows system.

1.Driver Download

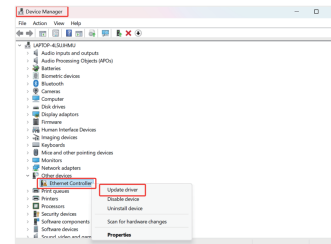
Download the file from our website: <http://www.newq.store>
"Support -> Driver & APP & Manuals"



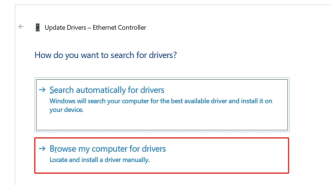
Driver Download For Windows

2. Driver Installation:

- ① Connect the product to a personal computer with a Thunderbolt interface.
- ② Open "Device Manager." Click on "Other Devices," select "Ethernet Controller," right-click to expand, and choose "Update Driver."

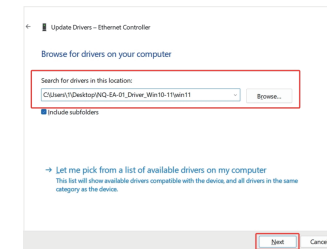


- ③ Click on "Browse my computer for drivers"

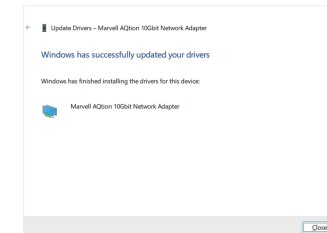


Driver Download For Windows

- ④ Select the path of the downloaded driver file, then click "Next."



If the following page appears, it means the driver has been successfully installed.



Congratulations! Enjoy your lightning-fast network!

Manufacturer

Shenzhen Yongdongke Innovation Technology Co., Ltd.
Address: 3-B03, Building A, Qingchuang City, Zhangkeng Complex,
Minzhi Street, Longhua District, Shenzhen, China
Any quality problems within 18 months, please contact us.
NewQ Service Email: support@newq.store

