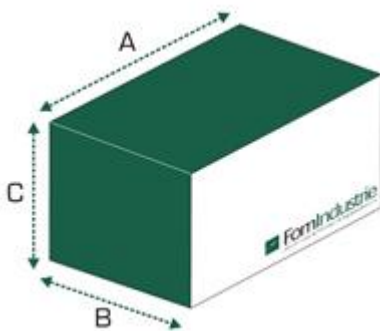


BLITZ ALVA 500

Double head sawing machine with \varnothing 500 mm tungsten carbide blades with motorized movement of the mobile head and electropneumatic control of the head tilting



CE



Taglio Utile	A (mm)	B (mm)	C (mm)	Kg
m. 4	5765	1600	1950	1550
m. 5	6765	1600	1950	1830
m. 6	7765	1600	1950	2140

Ingombro rulliera testa mobile A + 3.100 mm

Power supply	Total power installed	Air consumption for work cycle	Working pressure
3F – 380÷415 V – 50 Hz	5,4 kW	40 NL/cycle	7 bar



Technical specifications:

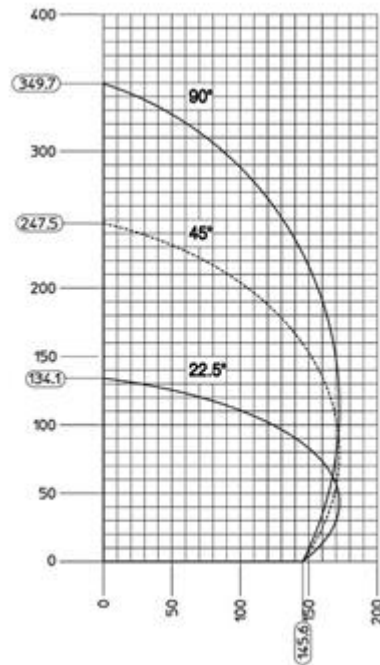
- Head tilting: 90°- 45°- 22.5° and intermediate angles achieved using stops at the front of the machine, protected against chips.
- No. 2 \varnothing 500 mm tungsten carbide saw blades
- Blade centering hole \varnothing 32 mm with adapter ring
- Hydraulic tungsten carbide saw blade feed (adjustable blade exit speed – quick return)
- Direct motor to blade transmission
- Blade motors, three-phase 3HP (2.2 kW) – 2800 rpm Euro voltage 230/400V– 50Hz; 275/480V – 60 Hz
- \varnothing 28 mm saw blade shaft
- First head fixed, second head mobile with electronically controlled automatic positioning
- Maximum cut between the two heads: 4 - 5 - 6 m. depending on version supplied
- Minimum cutting capacity between the two heads: 305 mm (can be reduced with dedicated software)
- Blade tilting 90°/ 45°/ 22.5° and intermediate angles by means of front-mounted mechanical stops suitably protected from chips
- Cutting zone guards
- No. 2 pneumatic vertical vices
- No. 3 pneumatic horizontal vices
- Customised devices to clamp special profiles (on request)
- Movable head roller table 2,5 m
- Spray mist blade lubrication system
- Electrical switchboard separate from pneumatic one, both positioned vertically and easily accessible for inspection
- Set up for the extraction of chips and fumes
- Large size swarf collection box to allow easy collection
- Set up to take motorised conveyor belt for collecting offcuts and a rear motorised chips collection conveyor belt
- Real time control of functions by PLC
- Membrane type keypad protected from chips and sawdust
- Working pressure: 7 bar
- USB port
- Ability to be Industry 4.0 ready

Standard accessories:

- No. 2 \varnothing 500 mm tungsten carbide saw blades
- Cutting zone guards
- Movable head roller table 2,5 m
- 1st retractable pneumatic intermediate profile support
- Electronic profile height measuring device
- No. 3 horizontal vices
- Spray mist blade lubrication system
- Set up for the extraction of chips and fumes
- First 12 months teleservice (only for E and C versions). PC is necessary on C version
- USB port

CUTTING DIAGRAM

See attachments



Control unit TEX COMPUTER

RIGHEL (A)



Electronic equipment description:

- Industrial numerical control fitted directly into the control console
- LCD colour graphic display 6,5"
- Alphanumerical membrane type keyboard with electromechanical command buttons
- The USB port is also used for managing cutting lists from control software
- Software, to be installed on the PC (not included), for managing and converting cutting lists.

Software description:

- FOM Multitasking Operating System with user graphic interface with window menu and icons
- Cutting lists imported via network or USB memory stick
- Profile archive with assignment to the various work parameters and to profile-shaped sections with the possibility of importing real DXF type profile sections by means of converter offered as standard with the machine
- Semiautomatic cutting function with automatic profile height compensation and piece counter with cutting disabling
- Display of profile sections while executing cutting lists with indications of piece positioning on the machine (only with cutting lists originating from Fom programs) (optional)
- Possibility of highlighting on monitor the element being machined in a graphic representation of the associated frame (optional)
- Formulae & Type software for up to 6 variables where each element is assigned a description of the machining operations to be performed
- Possibility of machining several types at once with the relative cutting optimisation
- Software for entering cutting lists manually from keyboard

On request:

- Management of production data (IVORY STAT)

GENA (C)



Electronic equipment description:

- Industrial numerical control fitted directly into the control console
- LCD colour graphic display 6,5"
- Alphanumerical membrane type keyboard with electromechanical command buttons
- Ethernet port network connection to external devices
- USB port for transferring cutting lists from management software (1 USB key included)
- Software, to be installed on the PC (not included), for managing and converting cutting lists, DXF images and data transfer via a network

Software description:

- FOM Multitasking Operating System with user graphic interface with window menu and icons
- Cutting lists imported via network or USB memory stick
- Profile archive with assignment to the various work parameters and to profile-shaped sections with the possibility of importing real DXF type profile sections by means of converter offered as standard with the machine
- Semiautomatic cutting function with automatic profile height compensation and piece counter with cutting disabling
- Display of profile sections while executing cutting lists with indications of piece positioning on the machine (only with cutting lists originating from Fom programs)
- Possibility of highlighting on monitor the element being machined in a graphic representation of the associated frame (only with cutting lists originating from Fom programs)
- Formulae & Type software for up to 6 variables where each element is assigned a description of the machining operations to be performed
- Possibility of machining several types at once with the relative cutting optimisation
- Software for shuttering and English-style door
- Software for creating glazing and/or panel lists
- Software for entering cutting lists manually from keyboard

On request:

- Management of production data (IVORY STAT)

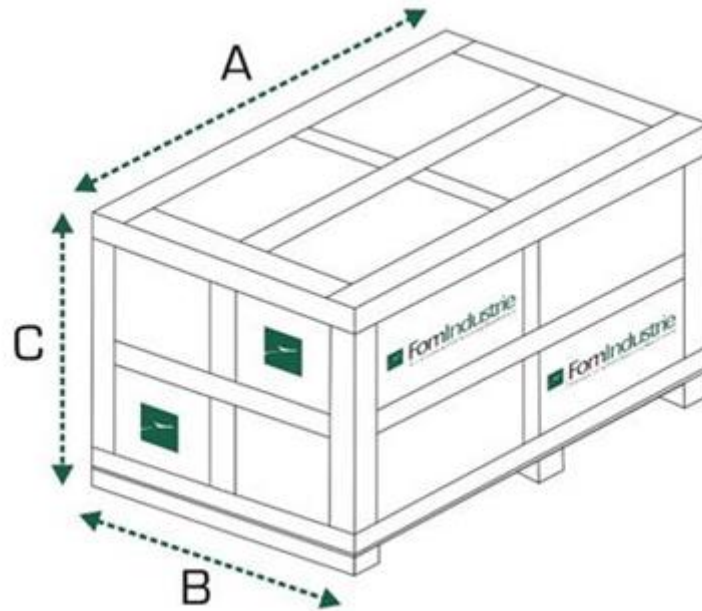
With IVORY STAT it is possible to monitor the sawing machine production data from the office (pieces produced and job progress), making the machine to all effects Industry 4.0 ready.

Optionals:

- Additional charge for special three-phase voltage and cycles
- Additional charge for special power supply with transformer
- Additional charge for electrical version UL-CSA
- Additional charge for EAC (Eurasian Conformity) certification
- Additional horizontal vice
- PORTER Infeed roller table + vertical rollers 3 m
- PORTER Infeed roller table + vertical rollers 4,2 m
- Second retractable intermediate profile support (4 - 5 - 6 m)
- Third retractable intermediate profile support Kit (6 m)
- Third retractable external profile support Kit (4 - 5 m) (to be fixed on the floor outside the machine)
- Manual stop with magnetic fastening for undersized cuts
- Profile raising roller
- Digital head tilting degree indicators
- Minimum quantity lubrication (MQL) with pure oil
- Adjustable buffer for vertical vice on both heads
- Adjustable double buffer for vertical vice, it's compulsory on both heads
- Software licence for program for special length cuts (over and under size and super undersize) and 45° trim cut (on request for A version, supplied for C version)
- Data conversion driver. For supported formats, see list in attachment.
- Software licence for program for step-by-step cutting, with photocell safety barrier (not available for A version, on request for C version)
- Software licence for program for step-by-step cutting with two-handed command (on request for A version, supplied for C version)
- Software licence for multi-job cutting program (on request for A version, supplied for C version)
- Kit for list transmission via Ethernet for online connection to external devices and online assistance (on request for A version, supplied for C version)
- Software licence for program for viewing cross-sections in DXF format (on request for A version, supplied for C version)
- Software licence for program for viewing frame with the profile being machined highlighted (on request for A version, supplied for C version)
- IVORY STAT software licence
- Label printer
- Paper roll for printer; min. n. 10 pcs (58x35 mm)
- Perimeter fences and gate unit
- Centre machine chip conveyor
- Chips conveyor belt - 4 m
- Swarf conveyor belt - 5 m
- Chips conveyor belt - 6 m

Optional: Packing

- Crate packing – 4 m
- Crate packing - 5 m
- Crate packing - 6 m



Working Cut	A (mm)	B (mm)	C (mm)	Kg
4 m	6300	1700	1800	1580
5 m	7300	1700	1800	1840
6 m	8300	1700	1800	2250