

WMXPRO SERIES LED OUTDOOR LIGHTING

WMXPRO-LG-50-120W-MCTP

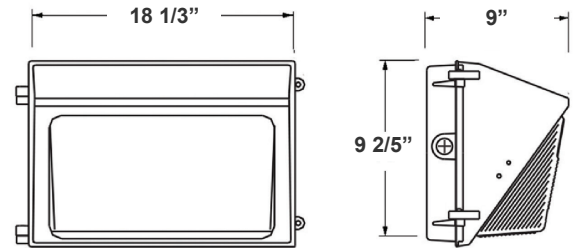
WESTGATE
THE FUTURE IS HERE...AND IT'S QUITE BRIGHT!

Customer Name: _____

Project Name: _____

Note: _____

Type: _____



18 1/3"(W) x 9 2/5"(H) x 9"(D)

Ideal for general site lighting, alleys, loading docks, doorway, pathway, and parking areas.

Features

- ADC12 Aluminum Heat Sink, Outdoor Powder Coating
- Connect One End or Both Ends (Dual Function)
- Multi Power & CCT (Switches are inside fixture)
- 7-year warranty
- Prismatic Borosilicate Glass Lens

Technical Specifications

Electrical:

- Input Wattage: 50/80/100/120W
- Input Voltage: 120-277V AC 50/60Hz
- Input current: 1.4 A
- Power factor: >0.9
- Efficacy: 130 LPW

Mechanical:

- ADC12 Aluminum Heat Sink, Outdoor Powder Coating
- Lens: Prismatic Borosilicate Glass Lens
- Same Footprint as Traditional HID Wall Packs
- Four 1/2" Hubs: 1 top, 1 on Each Side, 1 Rear
- Mounting: Wall Mounting
- Operating Temperature: -40°F ~ 104°F
- Lifespan: 70000 Hrs.
- IP rating: IP65, Wet Locations

Lighting:

- Dimming: 0-10V Dimming
- Chip: Philips Lumileds LEDs
- Multi Power & CCT (Switches are inside fixture)
- Total Lumens: 16500LM Max.
- Color Temperature: 3000K/4000K/5000K/5700K
- CRI: >70

Applications:

- Ideal for general site lighting, alleys, loading docks, doorway, pathway and parking areas.
- Replace existing HID wall packs
- Great for use with photocell

Other Models:

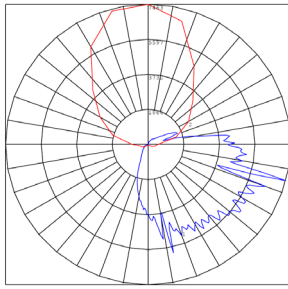
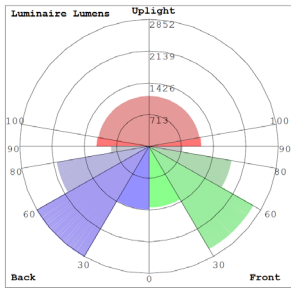
• 30W | 4200LM | WMXPRO-SM-15-30W-MCTP • 60W | 8100LM | WMXPRO-MD-20-60W-MCTP • 80W | 11200LM | WMXPRO-MD-20-80W-MCTP



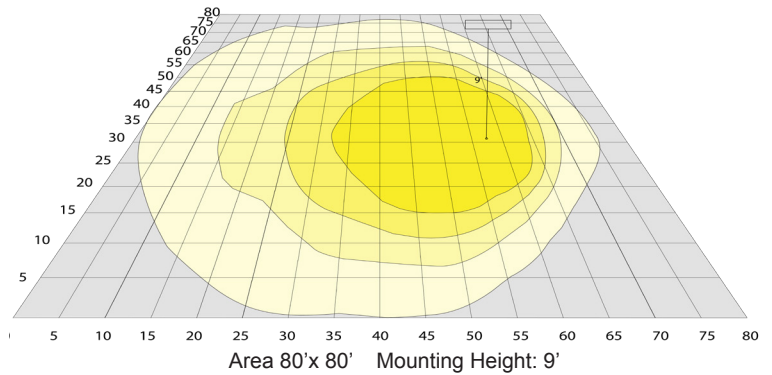
Phone: (877) 805-2252 | Fax: (877) 805-2252
www.westgatemfg.com | www.westgatecontrols.co



Photometrics: WMXPRO-LG-50-120W-MCTP



BUG Rating: B3-U5-G4



Other Views:



Side View



Front View



Back View

Performance Table: WMXPRO-LG-50-120W-MCTP

MODEL NO.	Wattage	Voltage	Lumens	Color Temp.	BUG Rating	LPW
WMXPRO-LG-50-120W-MCTP	50W	120-277V	7000LM	3000K 4000K 5000K 5700K	B3-U5-G4	130
	80W		10500LM			
	100W		13100LM			
	120W		15300LM			

Sample Ordering

Model	Size	Min. Watt	Max. Watt	Watt/Color Temp.
WMXPRO	- LG	- 50	- 120W	- MCTP

Accessorie:

Blank = No Option For Accessories
WML-SH3= SHIELD FOR WMXPRO 120W

Factory-Installed Options:

Blank = No Option For Accessories
OPT-EM-OD3INT= INTERNAL EMERGENCY BACKUP BATTERY
OPT-SEN-3MRLV-5= PROGRAMMABLE MICROWAVE (BI-LEVEL FOR 80W & UP)
OPT-PC-B= BUTTON
OPT-TRS-T20= TAMPER RESISTANT SCREW
OPT-CLR-85= COLOR PAINT
WEC-8RC= REMOTE CONTROL

ACCESSORY:



WML-SH3

FACTORY-INSTALLED OPTIONS:



OPT-EM-OD3INT



OPT-PC-B



WEC-8RC



OPT-SEN-3MRLV-5

Dimensions:



WML-SH3
SHIELD FOR WMXPRO 120W

