

STUDIO — 2021

KRISTIAN SOFUS HANSEN & TOMMY HYLDAHL

YEAR

2021

ENVIRONMENT

Indoor

CATEGORY

Seating

MADE IN

Italy

MATERIAL

A plywood structure with elastic belts & foam.

UPHOLSTERY

CAT 1	CAT 2
Grain	Barnum
Fame	Breeze Fusion
	Savoy
CAT 3	
Fiord	CAT 4
Hallingdal	Baru
Savanna	
Zero*	CAT 5
Steelcut Trio	Dunes
Moss	Spectrum/Noir
Safire	

COM/COL Available on request, must be pre-approved.

* Requires Crib 5 treatment in order to be UK compliant, this may incur an additional charge.

CARE

Follow care instruction on norr11.com/professionals

WEIGHT

STUDIO SMALL	STUDIO MEDIUM
Net Weight: 35,0 kg	Net Weight: 52,0 kg
Gross Weight: 40,0 kg	Gross Weight: 58,0 kg
STUDIO LARGE	STUDIO CORNER
Net Weight: 65,0 kg	Net Weight: 65,0 kg
Gross Weight: 75,0 kg	Gross Weight: 75,0 kg
STUDIO OTTOMAN	STUDIO CURVE
Net Weight: 25,0 kg	Net Weight: 65,0 kg
Gross Weight: 30,0 kg	Gross Weight: 75,0 kg
STUDIO ARMREST	STUDIO OTTOMAN CLASSIC
Net Weight: 5,5 kg	Net Weight: 25,0 kg
Gross Weight: 8,1 kg	Gross Weight: 30,0 kg
STUDIO PILLOW 40x40	STUDIO PILLOW 50x50
Net Weight: 0,7 kg	Net Weight: 1,2 kg
Gross Weight (10PCS): 4,0 kg	Gross Weight (10PCS): 5,0 kg

PACKAGING DIMENSIONS

STUDIO SMALL - W 95 CM / D 100 CM / H 80 CM
STUDIO MEDIUM - W 135 CM / D 95 CM / H 80 CM
STUDIO LARGE - W 150 CM / D 100 CM / H 80 CM
STUDIO CORNER - W 125 CM / D 125 CM / H 80 CM
STUDIO CURVE - W 130 CM / D 125 CM / H 80 CM
STUDIO OTTOMAN - W 95 CM / D 100 CM / H 80 CM
STUDIO OTTOMAN CLASSIC - W 95 CM / D 100 CM / H 80 CM
STUDIO ARMREST - W 25 CM / D 55 CM / H 23 CM
STUDIO PILLOW 40x40 (10 PCS) - W 110 CM / D 41 CM / H 41 CM
STUDIO PILLOW 50x50 (10 PCS) - W 110 CM / D 51 CM / H 51 CM



Introducing Studio, the newest sofa landscape in the NORR11 collection - a tribute to a timeless era of the 70s and its expressive aesthetics. Featuring a versatile but simple system of modules, appearing in limitless options to form numerous settings, shapes and styles to adhere to all types of environments. Whether for a small living setting or spacious public site.

Studio is defined by its bold fluted upholstery characteristics inspired by late 70s sofa styles, refined in a contemporary way - giving the series a unique identity. Each module of Studio articulates soft and welcoming lines ideally suited for living, socialising and relaxing where one can feel totally at ease. The armrest cushion is loose and can be moved and repositioned across the series, balancing the fluted upholstery.

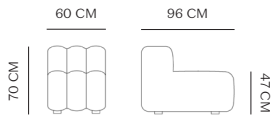
- 360-degree finish, each module can be a stand-alone
- Modules can be reversed to create a two-sided sofa
- Click-Link system connects modules
- Movable armrest cushion
- Soft foam mix for ultimate comfort

NORR11

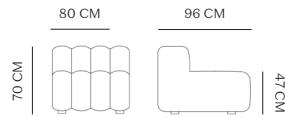
STUDIO — 2021

KRISTIAN SOFUS HANSEN & TOMMY HYLDAHL

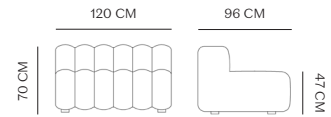
MODULES & DIMENSIONS



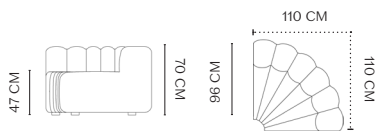
STUDIO SMALL
W 60 CM / D 96 CM / H 70 CM
SH 47 CM



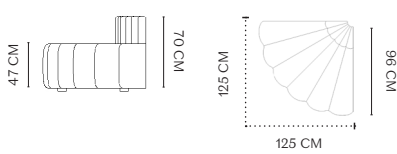
STUDIO MEDIUM
W 80 CM / D 96 CM / H 70 CM
SH 47 CM



STUDIO LARGE
W 120 CM / D 96 CM / H 70 CM
SH 47 CM



STUDIO CORNER
W 110 CM / D 96 CM / H 70 CM
SH 47 CM / SD 61 CM



STUDIO CURVE
W 125 CM / D 96 CM / H 70 CM
SH 47 CM / SD 61 CM



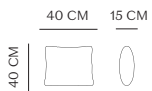
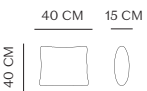
STUDIO OTTOMAN
W 80 CM / D 96 CM / H 47 CM



STUDIO OTTOMAN CLASSIC
W 80 CM / D 90 CM / H 47 CM



STUDIO ARMREST
W 20 CM / D 50 CM / H 16 CM



STUDIO PILLOW 40x40
W 40 CM / D 15 CM / H 40 CM



STUDIO PILLOW 50x50
W 50 CM / D 15 CM / H 50 CM

STUDIO — 2021

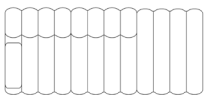
KRISTIAN SOFUS HANSEN & TOMMY HYLDAHL

SETUPS

SETUP 1



240 CM



2X MEDIUM
1X OTTOMAN
1X ARMREST

D 96 CM / H 70 CM / SH 47 CM

SETUP 2



160 CM



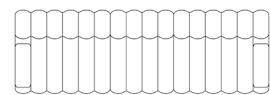
1X MEDIUM
1X OTTOMAN CLASSIC

D 96 CM / H 70 CM / SH 47 CM

SETUP 3



300 CM



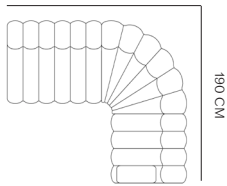
2X LARGE
1X SMALL
2X ARMREST

D 96 CM / H 70 CM / SH 47 CM

SETUP 4



230 CM



190 CM

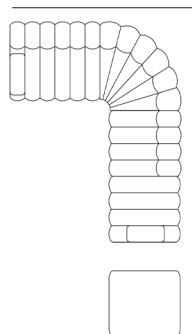
1X LARGE
1X CORNER
1X MEDIUM
2X ARMREST

D 96 CM / H 70 CM / SH 47 CM

SETUP 5



230 CM



270 CM

220 CM

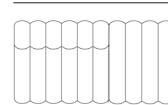
1X SMALL
1X MEDIUM
1X LARGE
1X CORNER
1X OTTOMAN
2X OTTOMAN CLASSIC
3X ARMREST

D 96 CM / H 70 CM / SH 47 CM

SETUP 6



200 CM



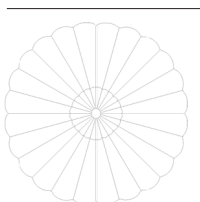
1X LARGE
1X OTTOMAN

D 96 CM / H 70 CM / SH 47 CM

SETUP 7



220 CM



220 CM

1X CURVE

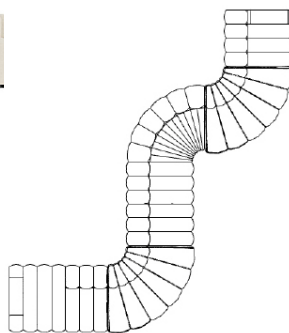
H 70 CM / SH 47 CM

SETUP 8



1X LARGE
1X MEDIUM
1X SMALL
2X CURVE
1X CORNER
1X OTTOMAN
2X ARMREST

H 70 CM / SH 47 CM



408 CM