

## Arvina™ Rectangle Vessel Lavatory

### FEATURES

- 23-5/8"W x 14-15/16"D x 2-3/4"H
- CEFIONTECT® ceramic glaze minimizes debris and mold from sticking to surface
- Thin, rounded edges achieving a decorative design
- Installation template included
- ADA compliant
- Front overflow
- Drain sold separately

### MODELS

- LT426G#01

### COLORS/FINISHES


- #01 Cotton

### PRODUCT SPECIFICATION

This semi-recessed vessel lavatory shall be made of vitreous china. Lavatory shall be ADA compliant. Lavatory shall be TOTO Model LT426G.

### CODES/STANDARDS

- Meets ADA guidelines and ANSI A117.1 requirements when top of lavatory rim is installed 864mm (34") from finished floor and lavatory is installed 70mm (2-3/4") minimum from front edge
- Meets and exceeds ASME A112.19.2/CSA B45.1
- Certifications: IAPMO(cUPC), State of Massachusetts, City of Los Angeles, and others
- Code compliance: UPC, IPC, NSPC, NPC Canada, and others
- ADA compliant
- Complies with CA Prop 65 warning requirements



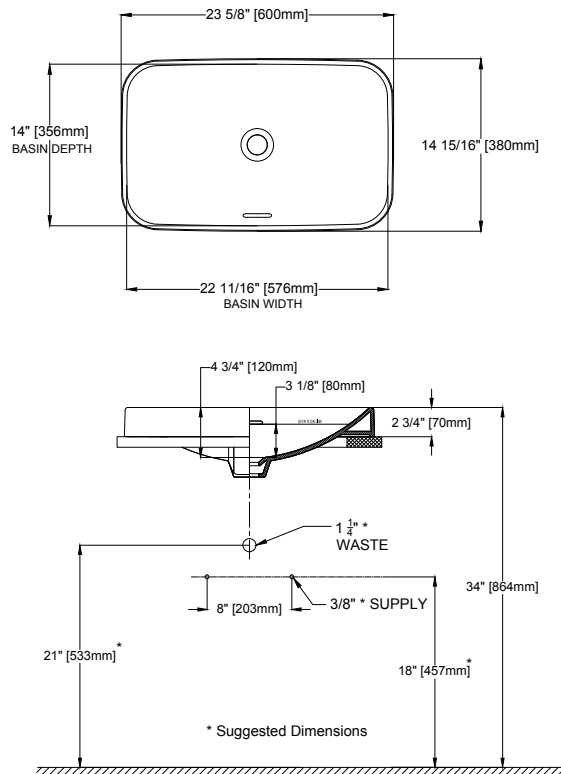
# LT426G

## Arvina Rectangle Vessel Lavatory

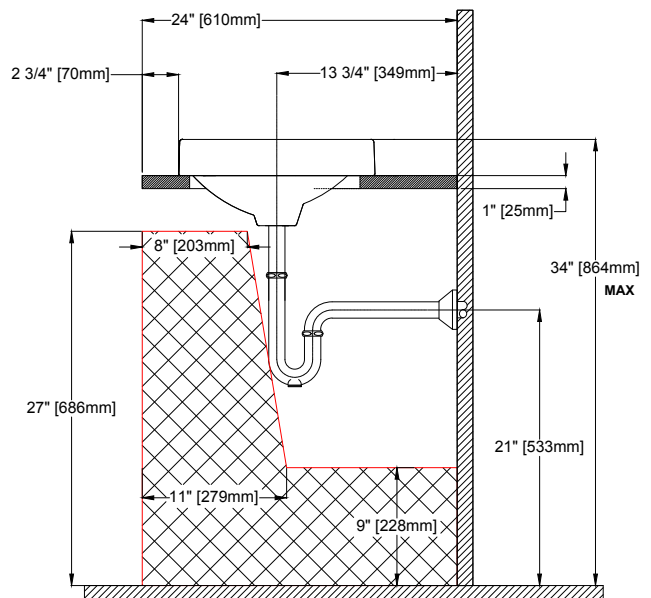
### SPECIFICATIONS

<b>Waste</b>	1-1/4"
<b>Size</b>	23-5/8"W x 14-15/16"D x 2-3/4"H
<b>Basin</b>	22-11/16"W x 14"D
<b>Basin Depth</b>	4-3/4"
<b>Warranty</b>	One Year Limited Warranty
<b>Material</b>	Vitreous China
<b>Shipping Weight</b>	30 lbs
<b>Shipping Dimensions</b>	25-1/4" x 19-5/8" x 7-3/4"

### DIMENSIONS



### ADA COMPLIANCE



**TOTO®**

These dimensions and specifications are subject to change without notice