

### Features

- Two Pure design cross handles allow for both volume and temperature control.
- Includes metal pop-up drain with lift rod and 1-1/4" tailpiece.
- 1.2 gpm (4.5 lpm) maximum flow rate at 60 psi (4.14 bar).
- 5" (127 mm) spout reach.
- KOHLER ceramic disc valves exceed industry longevity standards for a lifetime of durable performance.
- Coordinates with Pinstripe faucets, accessories, and showering components to complete your bathroom.
- Laminar flow delivers a graceful stream of water.

### Material

- Premium metal construction for durability and reliability.
- KOHLER finishes resist corrosion and tarnishing.

### Installation

- Handles are preassembled on valves to simplify installation.
- For 8" - 16" (203 - 406 mm) centers.
- Widespread.

### Recommended Products/Accessories

- K-23726 Drain treatment
- K-23723 Faucet cleaner



### Codes/Standards






ASME A112.18.1/CSA B125.1  
NSF/ANSI 61  
NSF/ANSI 372  
All applicable US Federal and State material regulations  
DOE - Energy Policy Act 1992  
EPA WaterSense®  
California Energy Commission (CEC)  
ADA  
ICC/ANSI A117.1

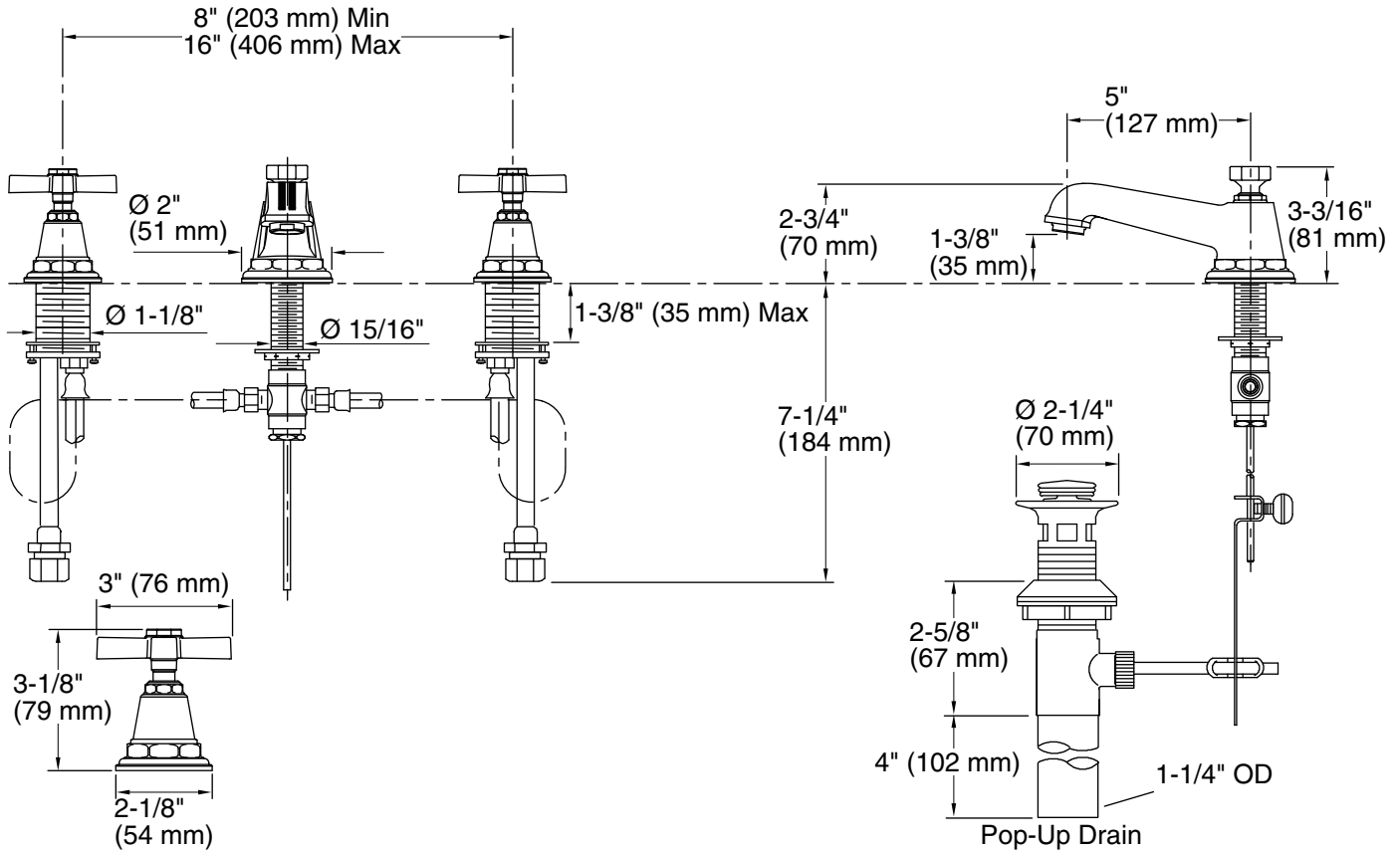
### KOHLER® Faucet Lifetime Limited Warranty

See website for detailed warranty information.

### Available Colors/Finishes

*Color tiles intended for reference only.*

Color	Code	Description
	CP	Polished Chrome
	SN	Vibrant® Polished Nickel
	AF	Vibrant® French Gold
	BN	Vibrant® Brushed Nickel
	BV	Vibrant® Brushed Bronze



### Technical Information

All product dimensions are nominal.

#### Faucet:

Flow rate: 1.2 gal/min (4.5 l/min)

Pressure: 60 psi (4.1 bar)

Drain included: Yes

#### Spout:

Spout reach: 5" (127 mm)

### Notes

Install this product according to the installation guide.

ADA compliant for handles only.

ADA compliant when installed to the specific requirements of these regulations.