

Features

- Metal construction.
- Leak-free ceramic disc valve allows both volume and temperature control.
- High-temperature limit setting for added safety.
- Complete range of faucets, accessories and showering components to coordinate a full bathroom.
- 1.2 gpm (4.5 lpm) maximum flow rate at 60 psi (4.14 bar).

Material

- KOHLER finishes resist corrosion and tarnishing.

Installation

- Single-hole mounting.
- Not compatible with lavatories with centerset drillings.

Recommended Products/Accessories

K-23726 Drain treatment
K-23723 Faucet cleaner



Codes/Standards




ASME A112.18.1/CSA B125.1
NSF/ANSI 61
NSF/ANSI 372
All applicable US Federal and State material regulations
DOE - Energy Policy Act 1992
EPA WaterSense®
California Energy Commission (CEC)
ADA
ICC/ANSI A117.1

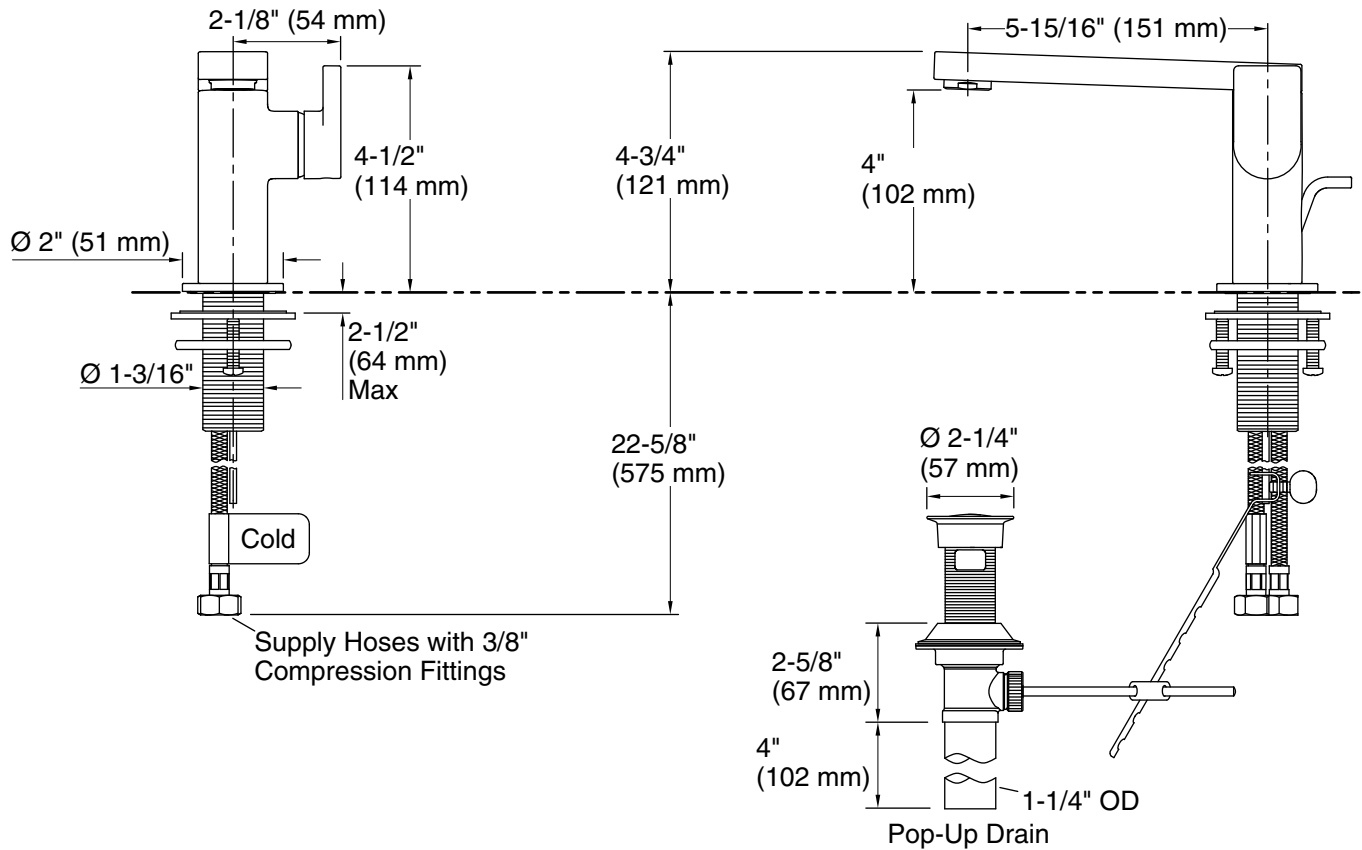
KOHLER® Faucet Lifetime Limited Warranty

See website for detailed warranty information.

Available Colors/Finishes

Color tiles intended for reference only.

Color	Code	Description
	CP	Polished Chrome
	BL	Matte Black
	TT	Vibrant Titanium



Technical Information

All product dimensions are nominal.

Faucet:

Flow rate: 1.2 gal/min (4.5 l/min)
 Pressure: 60 psi (4.1 bar)
 Valve body: Cast brass
 Drain with overflow: Yes

Spout:

Spout reach: 5-15/16" (151 mm)

Notes

Install this product according to the installation guide.

ADA compliant for handles only.

ADA compliant when installed to the specific requirements of these regulations.