



## Park Falls™

Top-mount/undermount utility sink  
**K-19022-1**

### Features

- Fits minimum 21" (533 mm) base cabinet if installed as top-mount.
- Single bowl.
- 12-1/2" depth provides generous workspace.
- Single faucet hole.
- Small size fits compact spaces.

### Material

- KOHLER® enameled cast iron.

### Installation

- Fits minimum 24" (610 mm) base cabinet if installed as undermount.
- Dual-mount sink can be installed as top-mount or undermount.
- Undermount installation kit not included.

### Recommended Products/Accessories

K-8801 Sink drain and strainer with tailpiece  
K-8799 Sink drain and strainer basket  
K-23726 Drain treatment  
K-23725 Cast iron cleaner

### Optional Products/Accessories

K-11352 Disposal Flange with Stopper  
K-9000 P-Trap

### Included Components

Additional Components:  
Cut-out template



### Codes/Standards




ASME A112.19.1/CSA B45.2

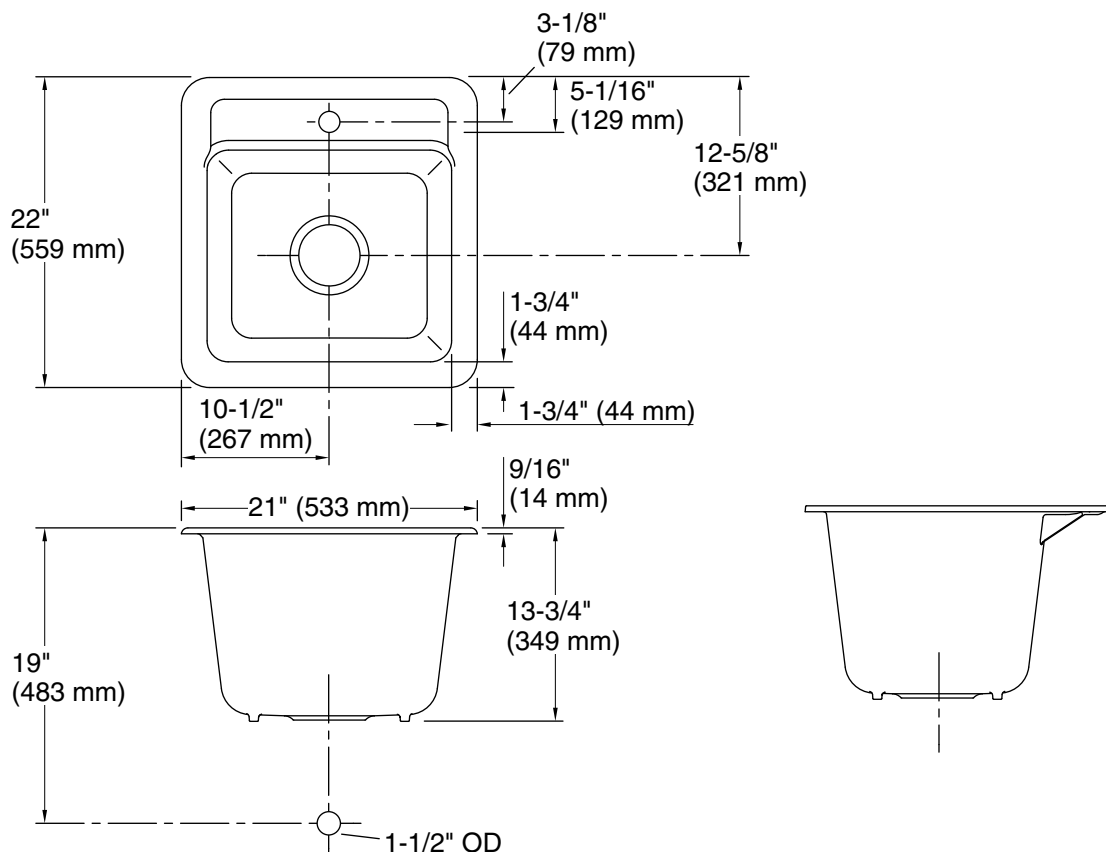
### KOHLER® Enameled Cast Iron Kitchen Sink Lifetime Limited Warranty

See website for detailed warranty information.

### Available Colors/Finishes

*Color tiles intended for reference only.*

Color	Code	Description
	0	White
	96	Biscuit
	7	Black Black™



## Technical Information

All product dimensions are nominal.

Bowl configuration:	Single
Installation:	Top-mount, Undermount
Min. base cabinet width:	24" (610 mm)
Bowl area (Only):	Length: 17-1/2" (445 mm) Width: 15-3/16" (386 mm) Bowl depth: 12-1/2" (318 mm) Water depth: 12-1/2" (318 mm)
Number of deck holes:	1
Faucet hole(s):	1-3/8" (35 mm)
Drain hole:	3-7/8" (98 mm)
Template:	1079985-7, required, included

## Notes

Install this product according to the installation instructions.