

Features

- Single level handle controls both on/off activation and temperature setting.
- MasterClean™ sprayface features an easy-to-clean surface that withstands mineral buildup.
- Antiscald protection.
- Coordinates with Margaux faucets, accessories, and showering components to complete your bathroom.
- Includes single-function 2.5 gpm (9.5 lpm) showerhead with Katalyst® air-induction technology.
- Includes diverter bath spout with 1/2" NPT connection.
- Includes faceplate with ADA-compliant metal level handle.
- Includes shower arm and flange.
- Includes valve trim, bath spout, shower arm with flange, and showerhead.
- Pressure-balancing diaphragm technology maintains outlet temperature within +/-3°F during water pressure fluctuations.
- THIS NEW K-TS16225-3 TRIM REPLACES THE EXISTING K-T16225-3 TRIM. THE NEW TRIM IS IDENTICAL AND INCLUDES TRIM ADAPTER KITS FOR BOTH RITE-TEMP K-304/K-2971 HIFLOW AND THE NEW K-8304 SERIES VALVE.



Codes/Standards

ASME A112.18.1/CSA B125.1
DOE - Energy Policy Act 1992

KOHLER® Faucet Lifetime Limited Warranty

See website for detailed warranty information.

Material

- Premium material construction with metal handle ensures reliability and durability.

Installation

- Trim only; requires valve to complete installation (sold separately).
- Bath- or deck-mount.
- Trim only; requires valve to complete installation (sold separately).

Required Products/Accessories

K-2971-KS 3/4" Pressure-balancing Valve

or

K-304-CS Pressure-balancing Valve With Stops

or

K-304-CX Pressure-balancing Valve Less Stops

or

K-304-K Pressure-balancing Valve Less Stops

or

K-304-KS Pressure-balancing Valve With Stops

or

K-304-PS Pressure-balancing Valve With Stops

or

K-304-PX Pressure-balancing Valve Less Steps






or

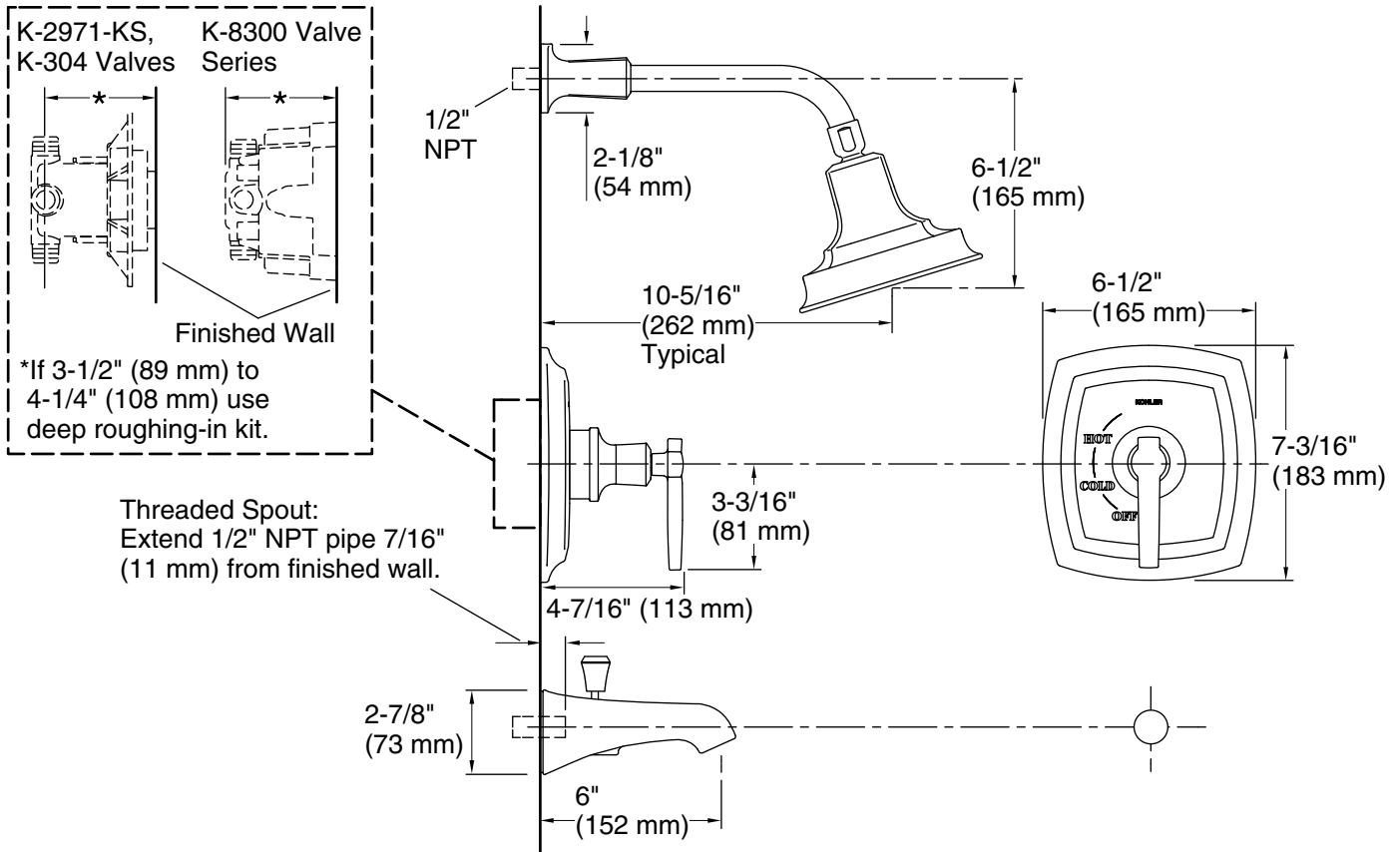
K-304-US Pressure-balancing Valve With Stops

or

Available Colors/Finishes

Color tiles intended for reference only.

Color	Code	Description
	CP	Polished Chrome
	SN	Vibrant® Polished Nickel
	AF	Vibrant® French Gold
	BN	Vibrant® Brushed Nickel
	BV	Vibrant® Brushed Bronze



Technical Information

All product dimensions are nominal.

Drain included: No

Showerhead/Body Spray:

Rated maximum flow: 2.5 gal/min (9.5 l/min)

Pressure: 80 psi (5.5 bar)

Notes

Install the product according to the installation guide.

NOTICE: Risk of product damage. Long screws, for installing trim, can damage the K-2971-KS valve. Consult the trim installation guide to verify if the thin wall installation kit (88526) is needed.

Install straight pipe or tube drop of 7" (178 mm) to 18" (457 mm) with single elbow between the valve and wall-mount spout.