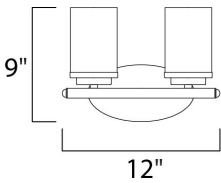




**PRODUCT DESCRIPTION**

Minimalistic frames finished in Satin Nickel support cylinder of Frost glass shades. A clean, contemporary look at a very affordable price.

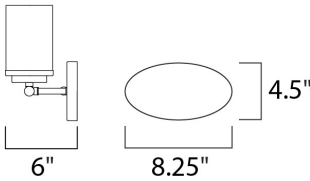


**MEASUREMENTS**





DIMENSION : 12" W x 9" H x 6" Ext  
 BACK PLATE : 4.5" W x 8.25" H  
 HANGING WEIGHT : 2.1 lb

**LAMPING**

INPUT VOLTAGE : 120V  
 BULB : 2 x 60W Incandescent E26 Medium , 120W Total  
 BULB INCLUDED : (Not Included)  
 DIMMABLE : Yes



**FINISHES OPTION**

-  Black
-  Oil Rubbed Bronze
-  Polished Chrome
-  Satin Nickel

**GLASS**

Frosted FT

**MATERIAL**

Steel, Glass

**RATINGS**

cULus  
 Damp Location



**ADDITIONAL**

INSTALL UP/DOWN: Up/Down  
 OPERATING TEMPERATURE:  
 -20°C (-4°F), 40°C (104°F)

Always consult a qualified electrician before installing any lighting product.



**WESTERN DISTRIBUTION CENTER (HEADQUARTER)**  
 253 NORTH VINELAND AVE | CITY OF INDUSTRY, CA 91746

**EASTERN DISTRIBUTION CENTER**  
 4200 SHIRLEY DR. | ATLANTA, GA 30336

P. 626.956.4200 | F. 626.956.4225 | maximlighting.com