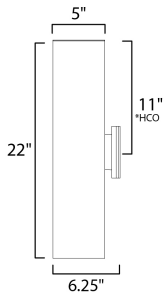




PRODUCT DESCRIPTION

Classic cylinder up and down lights provide directional light without glare. Available in 3 sizes with both incandescent and LED versions. Available in Architectural Bronze, Aluminum, or Black.



*height from center of outlet to the top of the fixture



MEASUREMENTS

DIMENSION : 5" W x 22" H x 6.25" Ext
 BACK PLATE : 4.5" W x 5" H x 11" HCO
 HANGING WEIGHT : 4.05 lb

LAMPING

INPUT VOLTAGE : 120V
 BULB : 2 x 10W LED PCB Integrated , 20W Total
 BULB INCLUDED : (Integrated)
 DIMMABLE : Y
 CRI : 90 CRI
 COLOR_TEMP : 3000K
 LIGHTING_DIRECTION : Up / Down

FINISHES OPTION

-  Black
-  Brushed Aluminum

MATERIAL

Aluminum

RATINGS

cETLus
 Wet Location
 Energy Star
 JA8 Listed



ADDITIONAL

INSTALL UP/DOWN: Up / Down
 OPERATING TEMPERATURE:
 -20°C (-4°F), 40°C (104°F)

Always consult a qualified electrician before installing any lighting product.



WESTERN DISTRIBUTION CENTER (HEADQUARTER)
 253 NORTH VINELAND AVE | CITY OF INDUSTRY, CA 91746
EASTERN DISTRIBUTION CENTER
 4200 SHIRLEY DR. | ATLANTA, GA 30336
 P. 626.956.4200 | F. 626.956.4225 | maximlighting.com