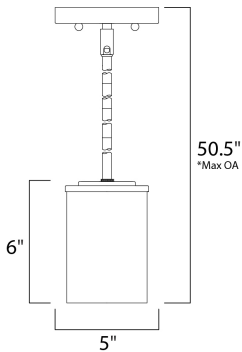




**PRODUCT DESCRIPTION**

Minimalistic frames finished in Satin Nickel support cylinder of Frost glass shades. A clean, contemporary look at a very affordable price.



\*max overall height



**MEASUREMENTS**

- DIMENSION : 5" L x 5" W x 6" H
- MAX OAH : 50.5" OAH
- CANOPY : 5.12" W x 0.79" H x 5.13" L
- HANGING WEIGHT : 2 lb

**LAMPING**

- INPUT VOLTAGE : 120V
- BULB : 1 x 60W Incandescent E26 Medium , 60W Total
- BULB INCLUDED : (Not Included)
- DIMMABLE : Yes

**FINISHES OPTION**

-  Black
-  Satin Nickel

**GLASS**

Frosted FT

**MATERIAL**

Steel, Glass

**RATINGS**

cULus  
Dry Location



**ADDITIONAL**

ADJUSTABLE  
SLOPE: 120  
OPERATING TEMPERATURE:  
-20°C (-4°F), 40°C (104°F)

Always consult a qualified electrician before installing any lighting product.



**WESTERN DISTRIBUTION CENTER (HEADQUARTER)**  
253 NORTH VINELAND AVE | CITY OF INDUSTRY, CA 91746

**EASTERN DISTRIBUTION CENTER**  
4200 SHIRLEY DR. | ATLANTA, GA 30336

P. 626.956.4200 | F. 626.956.4225 | maximlighting.com