

Features

- Drilled for fixture-mount bidet faucet and vacuum breaker.
- Front fill and vertical spray.

Material

- Vitreous china.

Installation

- Above- or below-floor rough-in.

Recommended Products/Accessories

K-23726 Drain treatment



Codes/Standards












ASME A112.19.2/CSA B45.1

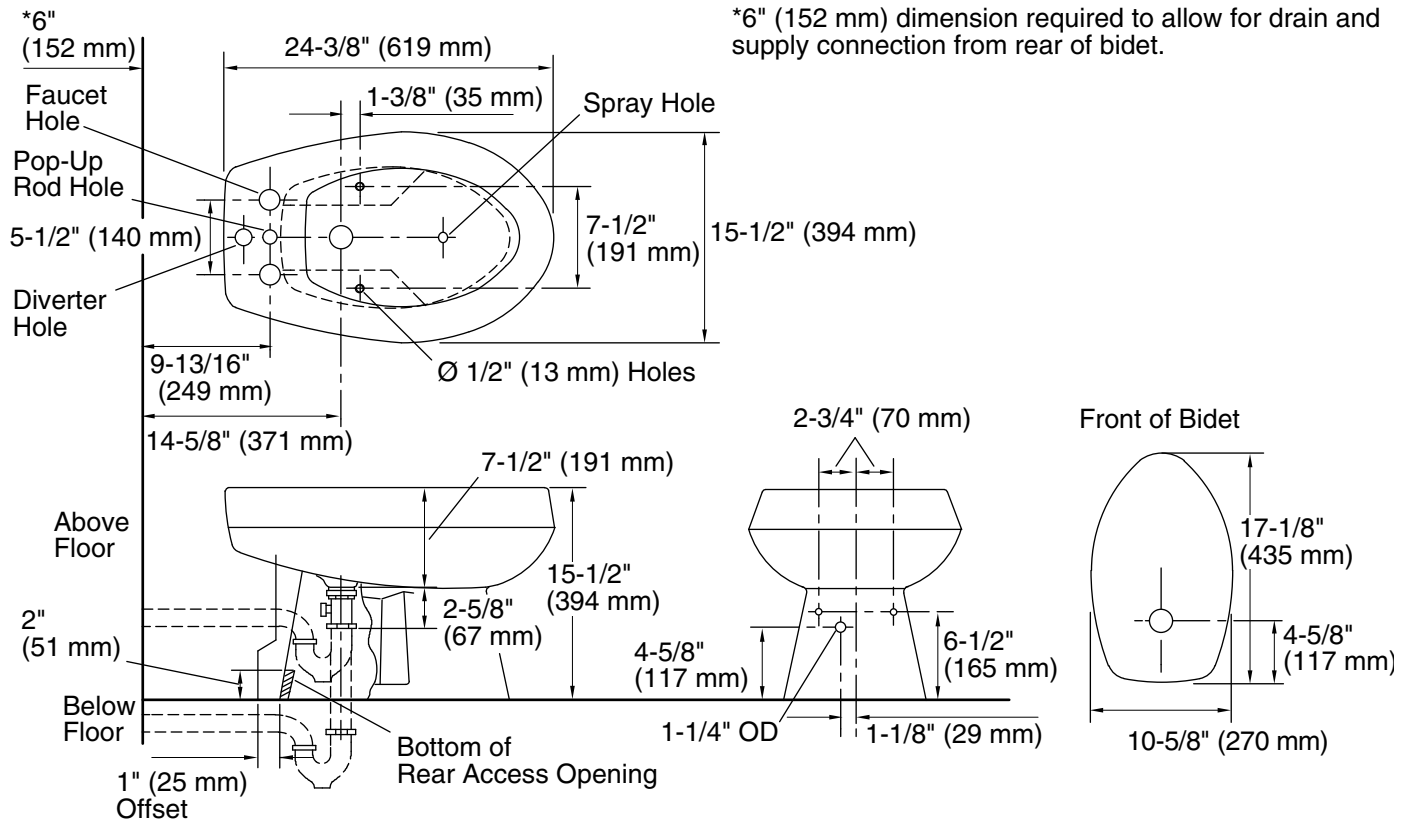
KOHLER® One-Year Limited Warranty

See website for detailed warranty information.

Available Colors/Finishes

Color tiles intended for reference only.

Color	Code	Description
	0	White
	96	Biscuit
	NY	Dune
	95	Ice™ Grey
	G9	Sandbar
	45	Wild Rose™
	K4	Cashmere
	58	Thunder™ Grey
	7	Black Black™
	71	Seafoam Green
	89	Desert Bloom



*6" (152 mm) dimension required to allow for drain and supply connection from rear of bidet.

Technical Information

All product dimensions are nominal.

Notes

Install this product according to the installation instructions.

Hot and cold supplies can be installed from the floor or the wall.