



Memoirs® Stately Comfort Height®

Two-piece elongated 1.28 gpf chair height toilet
K-6669

Features

- Two-piece design.
- Elongated bowl offers added room and comfort.
- Comfort Height® feature offers chair-height seating that makes sitting down and standing up easier for most adults.
- 1.28 gpf (4.8 lpf).
- Concealed trapway and Clean Caps® facilitate easier cleaning and enhanced design.
- Left-hand Polished Chrome trip lever.
- Combination consists of the K-5626 bowl and the K-4434 tank.
- Coordinates with other products in the Memoirs collection.

Technology

- Single-flush gravity uses the force of gravity and a precision-engineered tank, bowl, and trapway to create a strong siphon during flushing.
- AquaPiston® canister allows water to flow into the bowl from all sides (360°), increasing the power and effectiveness of the flush.
- Flush valve's 3:2 ratio harnesses the natural force of gravity and optimizes flush performance.
- Durable canister design has 90% less exposed seal material than a 3" flapper for leak-free performance.
- Light-touch canister flush requires a lower actuation force than a flapper.

Installation

- Standard 12" (305 mm) rough-in.
- Three-bolt quick-connect installation.
- Seat and supply line sold separately.

Water Conservation & Rebates

- Eligible for consumer rebates in some municipalities.

Recommended Products/Accessories

K-4636 Cachet® Quiet-Close™ Elongated Toilet Seat
K-5588 Purefresh® Elongated Toilet Seat
K-4108 C³®-230 Elongated cleansing toilet seat
K-9167-L Trip Lever
K-484 Trip Lever
1023457 Wax Ring/Hardware Kit
1265114 Connector Hose
K-23726 Drain treatment

Included Components

Product consists of:

K-4434 Toilet tank, 1.28 gpf
K-5626 Elongated chair height toilet bowl

Additional Components:

Bolt cap accessory pack
K-9167-L Trip lever



ADA

CSA B651

OBC

Codes/Standards







ASME A112.19.2/CSA B45.1
DOE - Energy Policy Act 1992
EPA WaterSense®
California Energy Commission (CEC)
ADA
ICC/ANSI A117.1
CSA B651
OBC

KOHLER® Toilets and Seats Limited Warranty

See website for detailed warranty information.

Available Colors/Finishes

Color tiles intended for reference only.

Color	Code	Description
	0	White
	96	Biscuit
	NY	Dune
	95	Ice™ Grey
	G9	Sandbar
	7	Black Black™

1-800-4KOHLER (1-800-456-4537)

Kohler Co. reserves the right to make revisions without notice to product specifications.

For the most current Specification Sheet, go to www.kohler.com.

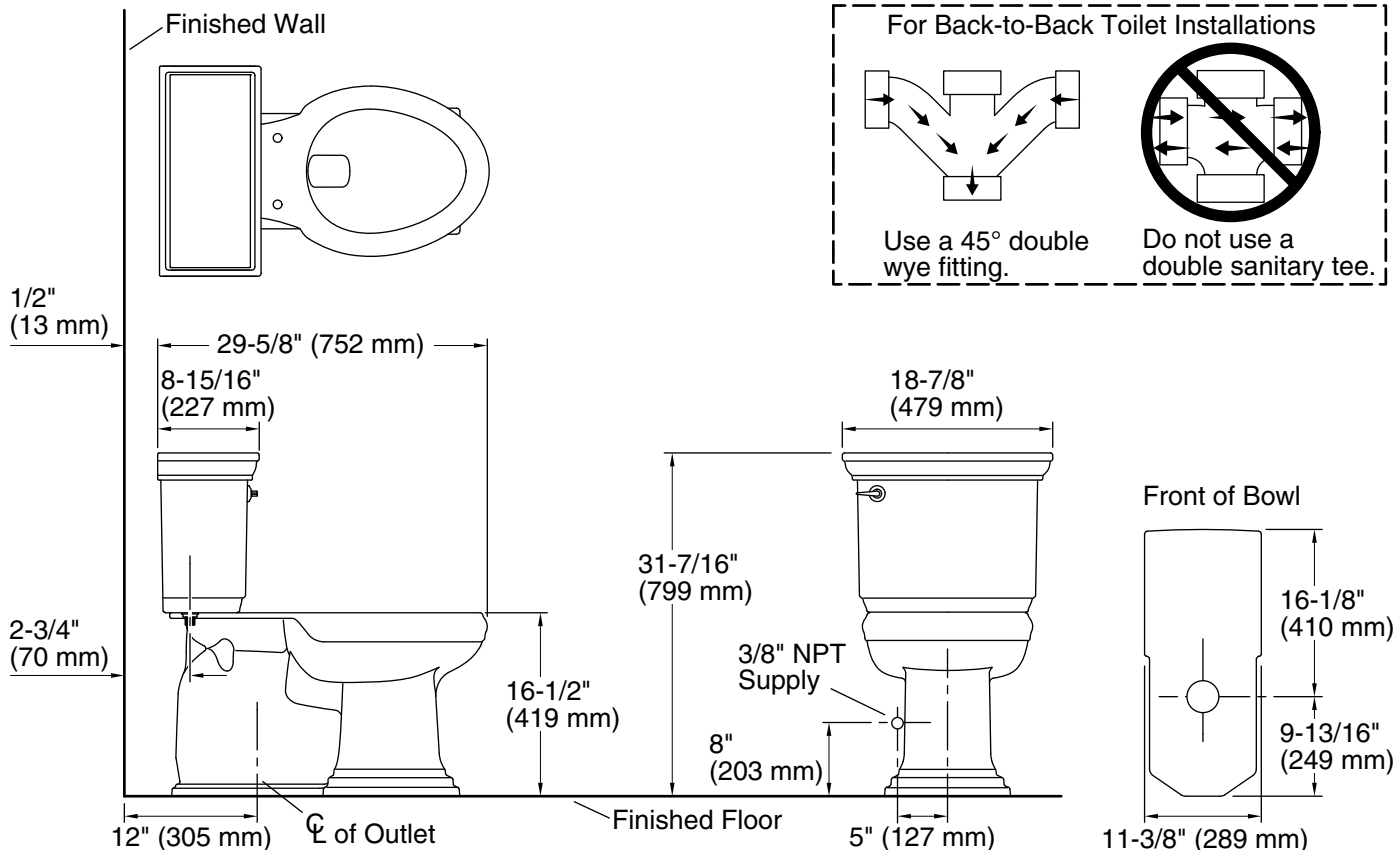
THE BOLD LOOK
OF **KOHLER®**



Memoirs® Stately Comfort Height®

Two-piece elongated 1.28 gpf chair height toilet

K-6669



Technical Information

All product dimensions are nominal.

Toilet type: Two-piece, Floor-mount

Waste Outlet: Floor

Bowl shape: Elongated

Flush type: AquaPiston®

Trap passageway: 2" (51 mm)

Water Consumption

Full: 1.28 gpf (4.8 lpf)

Water surface size: 11-1/8" x 8-1/2" (283 mm x 216 mm)

Rim to water 5-3/8" (137 mm)

surface:

Rough-in: 12" (305 mm)

Notes

Install this product according to the installation instructions.

For back-to-back toilet installations: Use only a 45° double wye fitting.

ADA, OBC, CSA B651 compliant when installed to the specific requirements of these regulations.

Plumbing codes may require elongated toilets and elongated, open-front seats in public bathrooms.

Accessibility standards may require controls to be located on the open side of the toilet.