

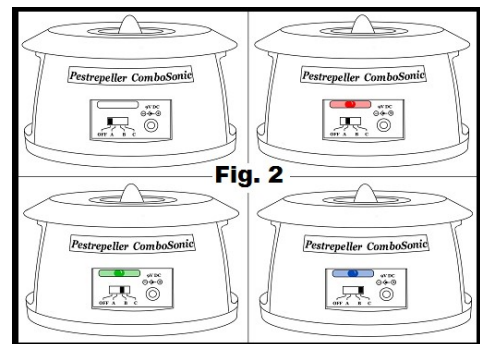
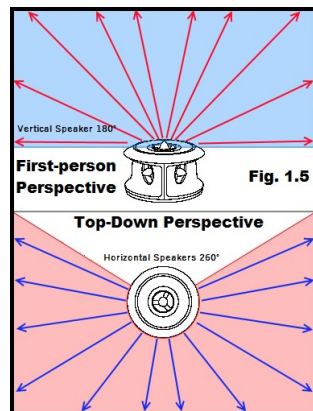
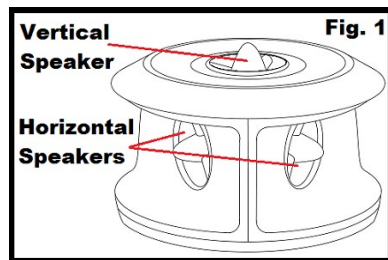


## Cleanrth Three-Stage Combosonic Squirrel Repellent

Congratulations on purchasing the PCS101 Three-Stage Combosonic Squirrel Repellent. You have purchased a quality product that has been thoroughly tested to meet the highest standards.

**Please keep reading for detailed information about this PCS101 unit.**

The *PCS101* consists of a base unit that includes *one Vertical speaker* and *two Horizontal speakers* (**Fig. 1**). The vertical speaker emits sounds straight up and the horizontal speakers emit sounds straight out to cover 260° (**Fig. 1.5**). The unit can be cycled through three modes; each stage/mode is indicated by a different colored L.E.D. on the back of the unit (**Fig. 2**).



**Mode A:** You will see a red light when the unit is plugged in and on Mode A.

-**Note:** Mode A is the **least audible mode** for most people & household pets.-

**Mode B:** You will see a green light when the unit is plugged in and on Mode B.

**Mode C:** You will see a blue light when the unit is plugged in and on Mode C.

-**Note:** Mode C is the **most audible mode** for most people & household pets.-

## Placement Guide

Ultrasound waves reflect off hard surfaces, such as walls, wooden posts, or trees (**Fig. 3**), but are absorbed or smothered by soft surfaces such as curtains, insulation, grass, or foliage.

Place the unit facing the most open area of the area. The idea is not to block the sounds by placing it behind a hard object that can bounce the sound wave away from its intended area.

You can also place the device directly under the problem area if it is in a high location, such as a tree; the vertical speaker will project the squirrel repelling sounds directly up. The range may be reduced because of outdoor noises, like wind or traffic.

Unfortunately, if the garden or yard has hard objects, one unit would be unable to cover the entire yard. Using **Fig. 3** as an example, the problem is located outside of the kitchen. Although the first unit almost entirely covers the length of the wall, the sound will not travel around corners or through trees.

In **Fig. 4**, a second unit has been placed at the far corner to overlap the signal, increase the range, and hit spots the first unit misses.

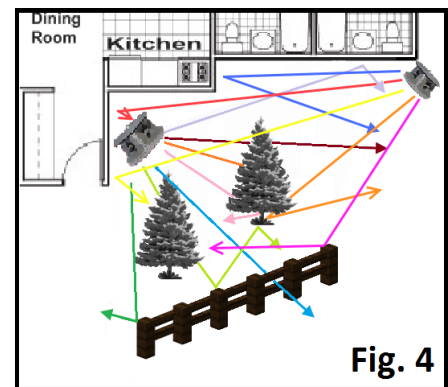
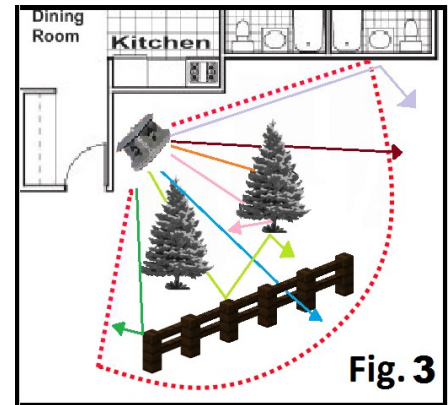
**Note 1:** This unit is audibly noisy, especially when it is in Mode C. If you must use this unit inside the house, we recommend that you:

- Place the device in an uninhabited section of the house, such as the garage or attic
- Use Mode A, which is the least audible mode for humans and pets

**Note 2:** Unfortunately, this device is not waterproof because of the vertical speaker.

When using the device outside, we recommend that you:

- Plug the adaptor into a covered / protected outlet
- Place the device in the closest covered / protected area to the problem area

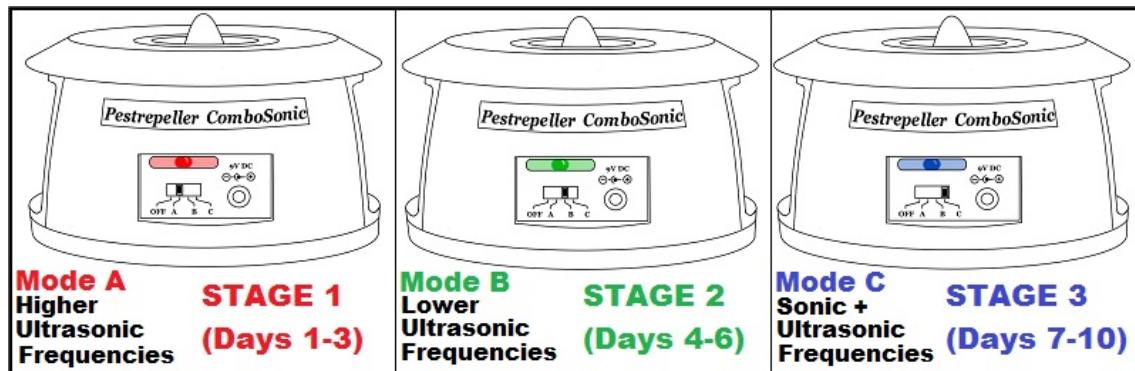


## Cleanrth Three-Stage Combosonic Squirrel Repellent Instructions

A. Remove the unit from its box and simply plug it into a standard electrical outlet that is close to the squirrel problem. Refer to Placement Guide page for more information.

B. Begin the three-stage process detailed below:

- ❖ **Stage 1** Slide the switch to Mode A. The **Red** Light will turn on, indicating that the PCS-101 is turned on & working. (**Note:** Mode A is the least audible mode for most people & household pets.)
- ❖ **Stage 2** On Day 4, slide the switch to Mode B. The Red Light will turn off and a **Green** Light will turn on.
- ❖ **Stage 3** On Day 7, slide the switch to Mode C. The Green Light will turn off and a **Blue** Light will turn on. (**Note:** Mode C is the most audible mode for most people & household pets.)



C. After ten days, return to #B and repeat Stages 1-3.

CHANGE IS GOOD. Operate the low-power consumption unit 24-hours a day, 7 days a week. Feel free to move the unit to different locations, and change to different modes as necessary. Cycling through the three stages changes which ultrasonic frequency ranges are being emitted; thus making it nearly impossible for squirrels to continue hanging around.

## Cleanrth Customer Service and PCS101 Specs:

**ATTENTION!**

**WE CARE ABOUT YOUR REPELLING RESULTS**

If your squirrel-repelling issues are not met by the 16-20 day mark, Cleanrth Products asks out of the goodness of your heart, before any reviews come about, to please take the time to Contact Us so we can move to "Stage 2" in **help/repelling your rodent issue**.

If you allow our company and the 20+ years of experience we bring to the table to help solve your rodent issue, I think you will be pleasantly surprised at how close you are to solving your issue.

The best way to reach us is through your Amazon account.

Additional Contact Information:

Local Phone Number: 1-480-255-5113  
Toll Free: 1-855-707-7075  
E-mail: info@cleanrth.com  
Website: www.cleanrth.com

Thank you and God Bless,  
Ron Z.

### **Specifications:**

Placement: Indoor | Outdoor Use (Must Be Sheltered From Rain)  
Effective Range: 1,350 Sq. Ft. (Unobstructed)  
Power Supply: Plug-in AC Power Adapter w/ 6 ft. cord (included), 100-240VAC  
Power Consumption: 5 Watts  
Product Dimensions: H 3 inches, W 4.5 inches, L 4.5 inches  
Product Packaging Dimensions: H 3.5 inches, W 7 inches, L 5 inches  
Weight w/Packaging: 9 ounces  
UPC: 728028398731  
SKU: PCS-101