

Contact Info.

✉ info@cleanrth.com

☎ 480-255-5113 or Toll Free: 855-707-7075

The *FlyLight* is a quiet and bright device. The fly-catching fan shouldn't be noticeable in most instances, and the light should light up a room just like a regular light bulb. If this isn't the case (**the light is dull or the fan is loud**) there must be an issue with your device and we would like you to contact us. Customer service is our **#1** priority so please let us know if there are any problems.

The FlyLight also has a **60 day warranty** directly from us (the manufacturer) for any devices that that are defective or just not working.

Input: AC85-245V **Rated Power:** 9W

Not for use in totally enclosed luminaries

Only install in operating environments between -20°C to 45°C (-4°F to 113°F)

Manufactured By: Cleanrth Products LLC

USA Patent Pending No. 15,392,306

CAN Patent Pending No. 2,952,469

CHN Patent Pending No. 201610952015.7

**International Patent Cooperation Treaty
No. PCT/CN2016/106908**

EPA Est. No. 085464-CHN-001




FlyLight

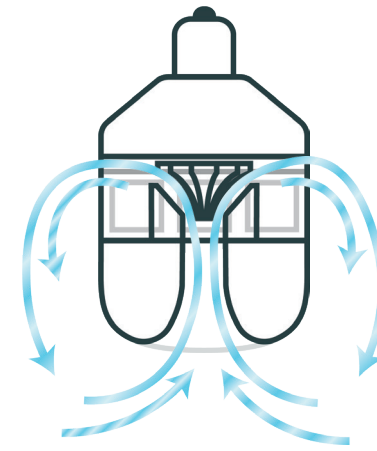
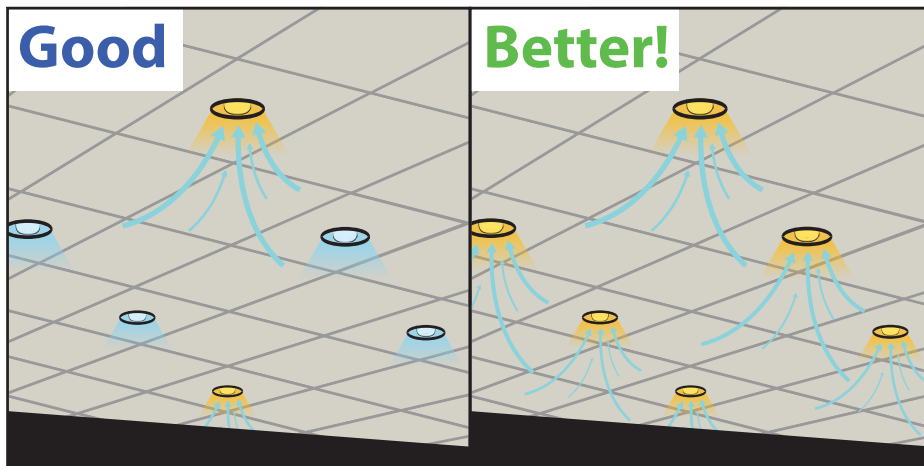


The Cleanrth FlyLight is very simple and easy to use.

Using the Cleanrth FlyLight: There are only 3 main steps to get your device ready for use. Closing the screen around the device, screwing the unit into a light socket, and flipping the switch.


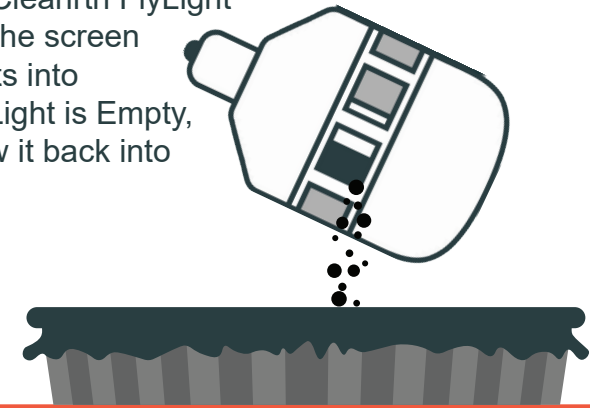


How many FlyLights should I have?: As many as You want. The way you should think of it, is that it comes down to how fast do you want to catch the flies. The Flylight doesn't really have a square footage effectiveness. The more Flylights you have, the quicker the flies get caught. For severe fly issues, we recommend replacing as many light in that area as possible.



The inner workings: The Cleanrth FlyLight works by pulling air in from the bottom of the bulb up through the light, and pushing it out the sides through the screen. This creates a circular flow of air around the bulb that either sucks in the flying insects or forces them to hang on for dear life.

Emptying: Emptying the Cleanrth FlyLight is very easy. Simply twist the screen open and shake the insects into a trash can. Once the FlyLight is Empty, close the screen and screw it back into the light socket.



CAUTION: Do not stick fingers or any other foreign objects into the inlet hole.