

live letter

COLLECTION of BASIC



Designer Ufuk CEYLAN

BASIC SIDE TABLE

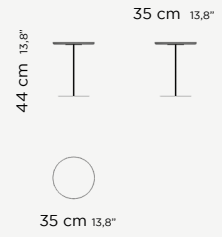
The BASIC series, which combines marble, brass, chrome and metal, which always stands out in Lagu's material selection, stands out with its one-to-one harmony with other collections. Products with soft lines with their rounded form offer important complements to every home. BASIC matt chrome side table is one of the biggest saviors of those who prefer cold tones in decoration.

SMALL BASIC SIDE TABLE



DIMENSIONS

W: 35 cm / 13,8 inc
H: 44 cm / 17,3 inc
D: 35 cm / 13,8 inc

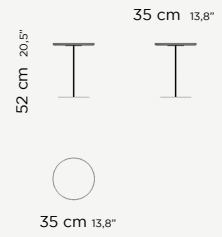


MIDDLE BASIC SIDE TABLE



DIMENSIONS

W: 35 cm / 13,8 inc
H: 52 cm / 20,5 inc
D: 35 cm / 13,8 inc

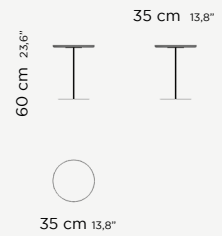


LARGE BASIC SIDE TABLE



DIMENSIONS

W: 35 cm / 13,8 inc
H: 60 cm / 23,6 inc
D: 35 cm / 13,8 inc



USER GUIDE OF BRASS AND IRON

Avoid leaving household liquids (oil, red wine, vinegar, etc.) on the surface. In particular, products that contain citric acid (present for example in fruit, citrus fruit and tomatoes) act on contact with the treated surface, removing its original sheen. Always clean stains while they are still fresh. For routine maintenance use a microfiber cloth and water. Do not use products containing acids.

USER GUIDE OF GLASS


Glass is a simple, stain-proof, wipe-down surface. We recommend cleaning by spraying Windex on a paper towel and then wiping the countertop. Towel-dry after each use to avoid water spots. Do not use abrasive cleaners, they will create a haze on the glass. Avoid chopping or preparing food directly on the glass to prevent or minimize scratches. Also, take care not to place unglazed pottery on your glass surface. Hot liquids will not damage the surface, however, the use of a trivet is recommended for very hot pots and pans from the stove or oven. For back painted glass, take care not to scratch the bottom paint coat. Glass can be spot polished by machine to remove slight scratches. Spot polishing can cause minor changes in the curvature of the glass and can cause slight changes to the reflection.

USER GUIDE OF MARBLE


Marble is crystalline limestone rock composed primarily of calcium carbonate. As a natural material, colour variations, whether overall or in the veins and marks even within the same slab, are considered characteristic. The product may change by itself, acquiring an appearance that makes it all the more prized and unique the more it shows signs of age. Over time, such surfaces may deteriorate and/or mark (marks bring more noticeable with a pale colour). It is therefore advisable to avoid leaving cleaning products or household liquids (oil, red wine, vinegar, etc.) on the surface. In particular, products that contain citric acid (present for example in fruit, citrus fruit and tomatoes) act on contact with the treated surface, removing its original sheen. Always clean stains on surfaces while they are still fresh. To reduce risk, we treat the marble according to the most advanced waterproofing technology. Yet even the best waterproofing treatment, such as the one we apply, becomes less effective normally after two or three months, depending on your use of the surface. Therefore it is very important to renew the treatment regularly using the recommended product supplied. To apply this, carefully follow the instructions printed on the package, bearing in mind however, that the treatment does not make the surface immune to the effects of acidic substances (such as lemon juice).

MIRROR

CLEAR
MIRROR



SMOKED
MIRROR



BRONZE
MIRROR




METAL

ANTIQUE
BRASS




ANTIQUE
BRONZE



CHROME
MATT



SHINY
CHROME



SMOKED
SHINY CHROME



BLACK
GOFRADO



STONE

ALEXANDER
BLACK



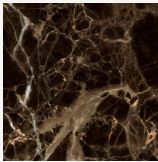
CALACATTA




CARRARA
WHITE




EMPERADOR
DARAK



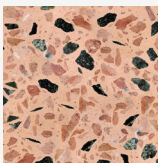
OLIVE
MARON




RAINFORST
MARBLE




CORAL
TERRAZZO



GRAY
TERRAZZO



WHITE
TERRAZZO



Materials can be changed according to project or material supply.