

*live letter*

## COLLECTION of FAMED



**Designer** Ufuk CEYLAN

## FAMED LIQUOR CABINET

Specially designed interior compartments and named liquor cabinet offer a suitable set-up for your glasses, bottles, and accessories, while appealing to the eyes with vintage and cult style. With options No:1 and No:2, the liquor closets are the favourites of modern design enthusiasts, which you can choose for your needs. The Famed series does the aesthetic touch of walnuts and brass at the most relaxing moment of the day.

Teşvikiye Mahallesi,  
Güzelbahçe sokak, No:1A  
Nişantaşı, Şişli / İSTANBUL

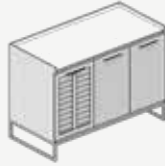
lagu.shop  
info@lagu.com.tr

+90 850 305 52 48  
+90 533 498 52 48



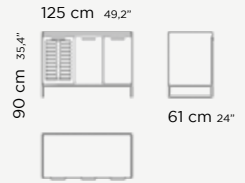
FAMED LIQUOR CABINET

CABINET  
NO:1

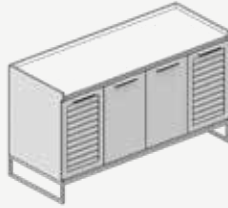


DIMENSIONS

W: 125 cm / 49,2 inc  
H: 90 cm / 35,4 inc  
D: 61 cm / 24 inc



CABINET  
NO:1

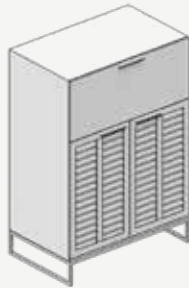


DIMENSIONS

W: 160 cm / 62,9 inc  
H: 90 cm / 35,4 inc  
D: 61 cm / 24 inc

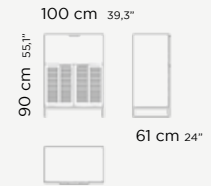


CABINET  
NO:2




DIMENSIONS

W: 100 cm / 39,3 inc  
H: 90 cm / 55,1 inc  
D: 61 cm / 24 inc

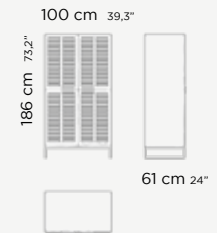


CABINET  
NO:3



DIMENSIONS

W: 100 cm / 39,3 inc  
H: 186 cm / 73,2 inc  
D: 61 cm / 24 inc



### USER GUIDE OF BRASS AND IRON

Avoid leaving household liquids (oil, red wine, vinegar, etc.) on the surface. In particular, products that contain citric acid (present for example in fruit, citrus fruit and tomatoes) act on contact with the treated surface, removing its original sheen. Always clean stains while they are still fresh. For routine maintenance use a microfiber cloth and water. Do not use products containing acids.

### USER GUIDE OF LAMINATED WOOD AND SOLID WOOD

The woods used for our products are of the highest quality and manufactured with the greatest craftsmanship. As wood is a natural material, when placed in a very dry environment it loses humidity and consequently shrinks. In contrast, in a very humid environment wood acquires humidity, increasing in size. These subtle reactions are not flaws but natural movements of a 'living' product, which expands and contracts as the seasons change. Furthermore, the final moisture content of wood also varies according to use, for which particular care is required. For routine maintenance of wood, use a soft, damp, fluffy cloth, or a microfiber cloth. Stubborn stains cleaning wood and does not scratch. To thoroughly clean even the finest grain, follow the direction of the grain using a neutral pH detergent. Next, rinse with a well wrung out cloth and thoroughly dry all surfaces. It is advisable to use neutral pH products and to always test any product on a small hidden part of the object before using it on the outside.

### USER GUIDE OF LEATHER

For everyday cleaning, simply wipe the surface with a clean, dry, non-abrasive, preferably white cloth. Dry dirt can be easily removed with the use of a soft bristle brush. You can also use a medium power vacuum cleaner with a suitable attachment, and avoid rubbing the surface with it. Any stains caused from water soluble substances (soft drinks, coffee, tea, milk, chocolate, oil, grease, make-up) should be removed quickly by gently dabbing the surface with a dry cloth or paper towel. Do not use a hairdryer and avoid exposing to direct sunlight.

### USER GUIDE OF MARBLE

Marble is crystalline limestone rock composed primarily of calcium carbonate. As a natural material, colour variations, whether overall or in the veins and marks even within the same slab, are considered characteristic. The product may change by itself, acquiring an appearance that makes it all the more prized and unique the more it shows signs of age. Over time, such surfaces may deteriorate and/or mark (marks bring more noticeable with a pale colour). It is therefore advisable to avoid leaving cleaning products or household liquids (oil, red wine, vinegar, etc.) on the surface. In particular, products that contain citric acid (present for example in fruit, citrus fruit and tomatoes) act on contact with the treated surface, removing its original sheen. Always clean stains on surfaces while they are still fresh. To reduce risk, we treat the marble according to the most advanced waterproofing technology. Yet even the best waterproofing treatment, such as the one we apply, becomes less effective normally after two or three months, depending on your use of the surface. Therefore it is very important to renew the treatment regularly using the recommended product supplied. To apply this, carefully follow the instructions printed on the package, bearing in mind however, that the treatment does not make the surface immune to the effects of acidic substances (such as lemon juice).

## LEATHER

BLACK  
LEATHER



BROWN  
LEATHER



BEIGE  
LEATHER



## METAL

ANTIQUE  
BRASS



ANTIQUE  
BRONZE



BLACK  
GOFRADO



CHROME  
MATT



SHINY  
CHROME




SMOKED  
SHINY CHROME

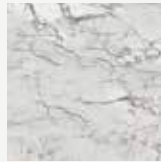


## STONE

ALEXANDER  
BLACK



CALACATTA




CARRARA  
WHITE



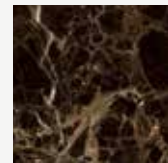
NERO  
PICASSO



OLIVE  
MARON



EMPEREDOR  
DARK



## WOOD


NATURAL  
OAK



OALIPTUS



WALNUT



## STRUCTURE FINISHES

Materials can be changed according to project or material supply.