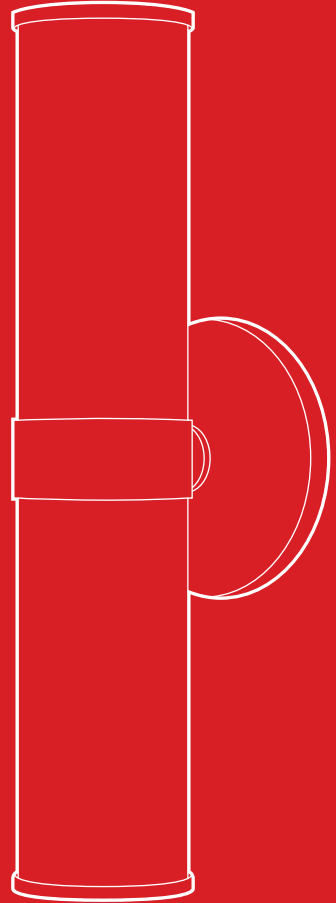




bestchoiceproducts



# INSTRUCTION MANUAL

---

Double Head Glass Wall Light



**bestchoiceproducts**

---

Thank you for choosing us! Since 2002, Best Choice Products has been bringing customers high-quality products at the absolute lowest price. With everything ranging from instruments and toys to furniture and outdoor, we've got your everyday living essentials covered. We're centered around a customer-first philosophy - with free shipping, exceptional customer service, and a catalog sourced with you in mind.

---

## NOTICE

Please retain these instructions for future reference.

- Leave all wiring for a qualified professional.
- Prior to replacing old bulbs, turn off and unplug the fixture and wait for the bulbs to cool completely.
- Do not touch bulbs when fixture is turned on. Do not look directly at lit bulbs.
- Keep flammable materials away from the fixture and bulbs.
- Only use this product with a secure and grounded power outlet.
- This product is intended for indoor use only. Do not use this product outdoors.
- Turn off fixture and disconnect from its power source before installing light bulbs.
- Keep this product away from liquids and extreme temperatures to prevent damage to the fixture or injury.
- If any parts are missing, broken, damaged, or worn, stop using this product until repairs are made and/or factory replacement parts are installed.
- Do not use this item in a way inconsistent with the manufacturer's instructions as this could void the product warranty.
- This product contains small parts for assembly. Keep small children and pets away during assembly.
- Firmly secure all bolts, screws, and knobs before use.
- Reconfirm that all bolts, screws, and knobs are secure every 90 days.
- Bulb Type: E26T10 / 5" 40W

## TOOLS REQUIRED



PHILLIPS  
SCREWDRIVER



E26T10 BULB  
x2



1 PERSON  
ASSEMBLY



APPROXIMATELY  
25 MIN.  
ASSEMBLY

## HARDWARE

1

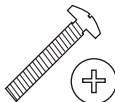
P3 WIRE NUT



3 PCS

2

1.5" SCREW

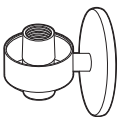


2 PCS

## PARTS

A

FIXTURE



1PC

B

GLASS SHADE

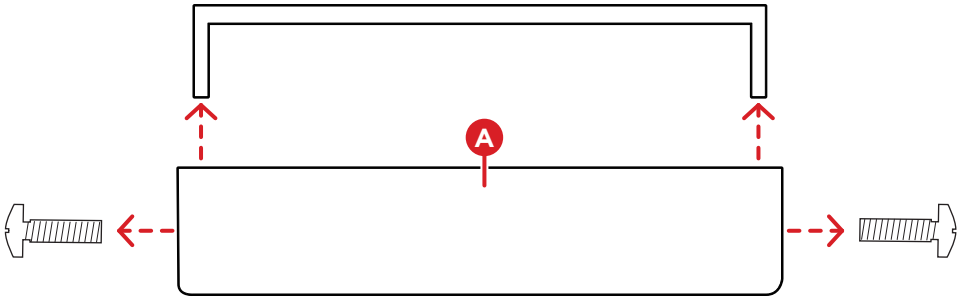


2 PCS

## PRODUCT ASSEMBLY

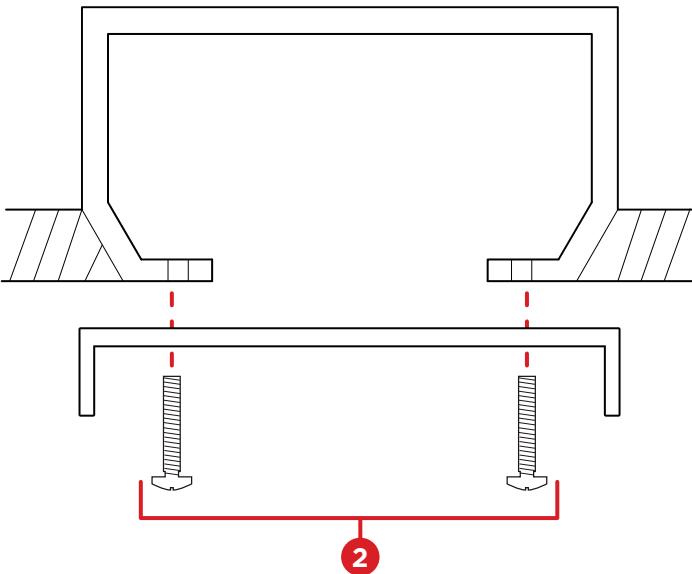
1

Unscrew the two screws from part A fixture, then remove the universal crossbar.  
*NOTE: Place these screws aside for final mounting.*



2

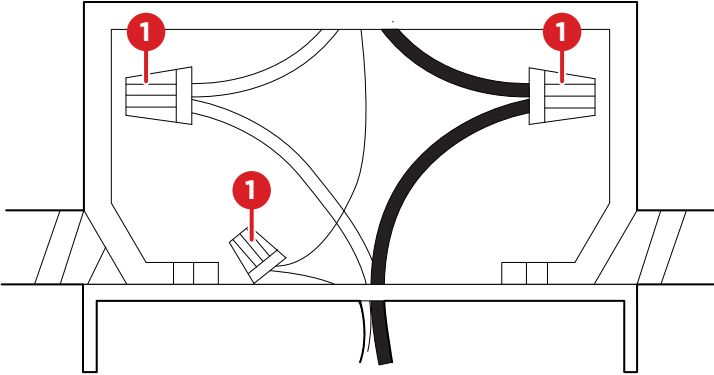
Attach the universal crossbar to the wall with two part 2 screws.



## PRODUCT ASSEMBLY

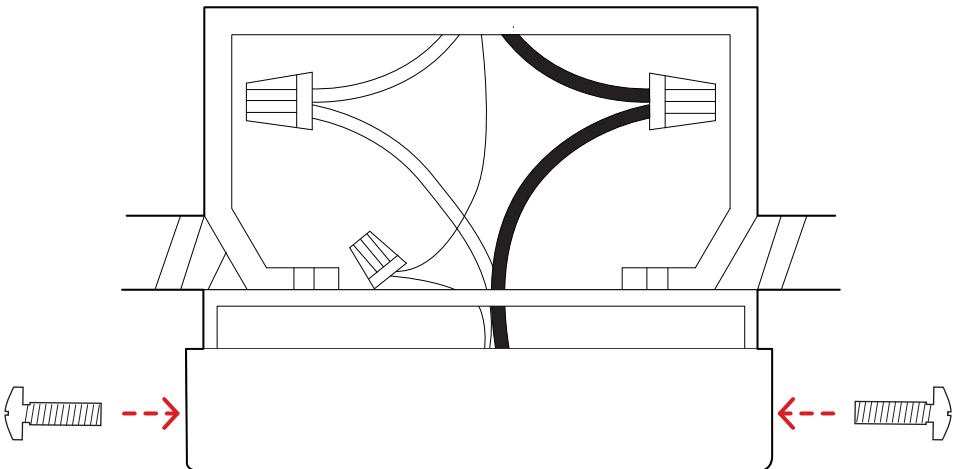
3

Route the wires from the part A fixture into the wall through the universal crossbar. Join the corresponding wires from the light to the wires in the wall with three part 1 wire nuts.



4

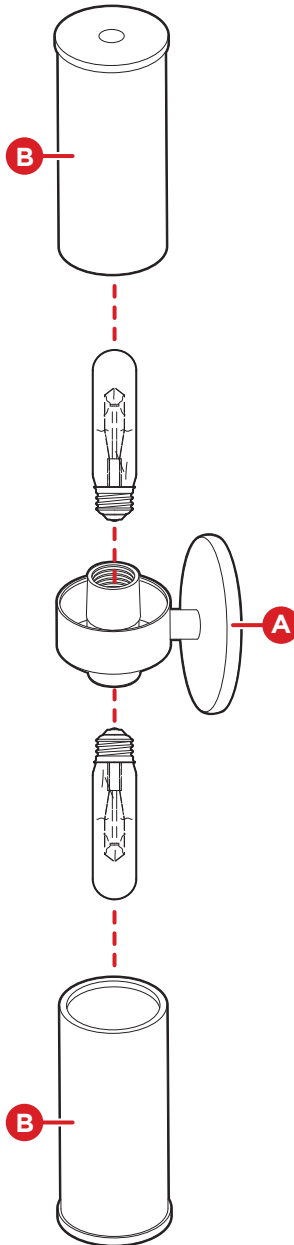
Secure the fixture to the wall via universal crossbar with the screws from Step 1.



## PRODUCT ASSEMBLY

5

Install the bulbs and part B glass shades.





**bestchoice**products

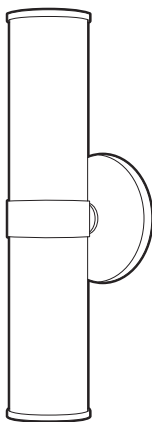
---

Check out more great products:  
**[bestchoiceproducts.com](https://www.bestchoiceproducts.com)**

---

**ASSEMBLY IS COMPLETE!**

bcp



## PRODUCT WARRANTY INFORMATION

All items can be returned for any reason within 60 days of the receipt and will receive a full refund as long as the item is returned in its original product packaging and all accessories from its original shipment are included. All returned items will receive a full refund back to the original payment method. All returned items will not be charged a re-stocking fee.

All returned items require an RA (Return Authorization) number, which can only be provided by a Best Choice Products Customer Service Representative when the return request is submitted. Items received without an RA may not be accepted or may increase your return processing time. Once an item has been received by Best Choice Products, refunds or replacements will be processed within 5 business days.

All returns must be shipped back to the Best Choice Products Return Center at the customer's expense. If the reason for return is a result of an error by Best Choice Products then Best Choice Products will provide a pre-paid shipping label via email. Boxes for return shipping will not be provided by Best Choice Products, and is the customer's responsibility to either use the original shipping boxes or purchase new boxes.

Pictures may be required for some returns to ensure an item is not damaged prior to its return. Items returned are not considered undamaged until they are received by Best Choice Products and verified as such. All damages to items are the customer's responsibility until the item has been received by and acknowledge by Best Choice Products as undamaged.

## CONTACT US; WE'RE HERE 7 DAYS A WEEK TO HELP YOU!



[bestchoiceproducts.com](http://bestchoiceproducts.com)



[customerservice@bestchoiceproducts.com](mailto:customerservice@bestchoiceproducts.com)



844.948.8400



[LEARN MORE!](#)

## **WARNING**

Manufacturer and seller expressly disclaim any and all liability for personal injury, property damage or loss, whether direct, indirect, or incidental, resulting from the incorrect attachment, improper use, inadequate maintenance, or neglect of this product.