

C-Root **C-Root Leak Seal**
C- Root Dental Medical Devices Co., LTD.

WARNING: US Federal Law
restricts this device to sale by or
on the order of a dentist professional.

For Dental Use Only

PRODUCT TRADE NAME

- C-Root Leak Seal

SPECIFICATIONS

- 1g; 2g; 3g; 4g; 5g; 6g; 10g; 15g; 20g; 30g

PRODUCT DESCRIPTION

- C-Root Leak Seal is specially designed, cellulose-based caulking and block-out materials that are syringe delivered. It will adhere to a wet rubber dam, gingival and mucosal tissues, and teeth. It will adhere under water and saliva.
- C-Root Leak Seal is a heavier-bodied material with the high adhesive qualities of rubber dam caulking.

INDICATIONS FOR USE /INTENDED PURPOSE

- C-Root Leak Seal is used to seal rubber dams to optimize tissue isolation;i.e.,irritating seepage of strong peroxide solutions during power bleaching or hydrofluoric acid during porcelain etching, etc. It is excellent for repair of rubber dam leakage resulting from difficult adaptation associated with endodontic procedures, small perforations,and areas where fixed partial denture connectors prevent adequate seal.

CONTRAINDICATIONS

- Do not use C-Root Leak Seal in patients with a known allergy to any of the product's ingredients.

WARNINGS AND PRECAUTIONS

- To avoid cross-contamination, wipe syringe with an intermediate level disinfectant between uses and use a disposable barrier sleeve.If a barrier sleeve is not used, syringe tip should be treated as single-use.
- Verity flow prior to expressing intraorally, If resistance is met, replace tip and re-check.

- If surface treatment is to be performed following use of C-Root Leak Seal, always make sure area is well cleaned with prophyl cup.
- We recommend that large volumes of removed seal not be vacuumed into vacuum system.
- C-Root Leak Seal is not to be expressed into extraction sites, deep pockets. etc, as one can not be assured of material being rinsed away in such areas.
- C-Root Leak Seal is not to be used in critical dimension areas.









STEPWISE INSTRUCTIONS

- **PREPARATION**
Remove luer lock cap from syringe and twist disposable tip securely onto syringe.
NOTE: One may wish to custom trim tips to desired orifice diameter.
- **Use C-Root Leak Seal**
Use as a tissue isolation and /or sealing material.
After applying the seal between rubber dam and teeth, it can work. No setting.
- **Cleanup**
 - A. When finished, scrape away excess and discard in garbage.DO NOT RUN LARGE VOLUME THROUGH VACUUM LINES.
 - B. A wet toothbrush, floss, curette, and firm air/water rinse will quickly remove any remaining material.

STORAGE AND DISPOSAL

- Dispose of waste according to local rules, guidelines and regulations.
- Must be stored in a dry and ventilated area.

KEY TO SYMBOLS

-  Manufacturer
-  Date of manufacturer
-  Use-by date
-  Batch code
-  Consult instructions for use
-  Caution
-  Rx only
-  Catalogue number


Beijing C- Root Dental Medical Devices Co., LTD.
Room 301, Building 10, Yard 12, Middle Juyuan Road,
Mapo Town, Shunyi District, Beijing, China
TEL: +86(10)51727495
WEB: crootmed.com
Email: info@crootmed.com
Mail Code: 101300

Made in China



@crootsp



WhatsApp



Website