

AMBIUS

ADLEDAC12W165-3T Q5070230



150-165mm Downlight

3000K

4000K

5000K

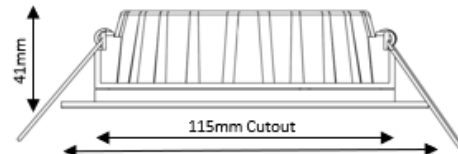


CHANGEABLE PC FASCIA

*Cover smaller cut outs
by changing to the
150mm fascia
(included in the packaging)



DUAL POWER SWITCH



Changeable PC Fascia
(Included)
150mm or 165mm Fascia

LUMINAIRE SPECIFICATION

Model: ADLEDAC12W165-3T

Wattage: 8W /12W

Lumens: 900-1400

Colour Temp: 3000K / 4000K / 5000K

Dimmable: Yes

Beam Angle: 120 degrees

Cut-out: 115-160mm

Fascia: Recessed

IP Rating: IP44

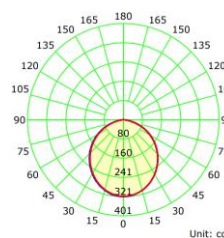
Estimated Lifespan: L80 50,000hrs

Classification: IC-F

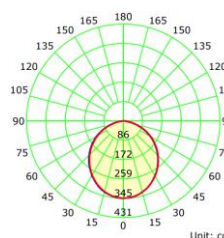
Input Voltage: 220-240Vac ~50Hz

*Installation Diameter: Not less than 115mm
(refer fascia size for maximum coverage for
retrofit installations)*

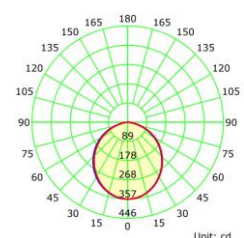
PHOTOMETRICS



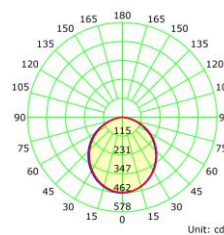
8W-3000k



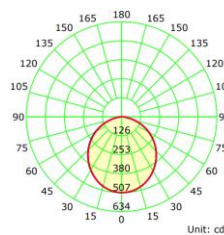
8W-4000k



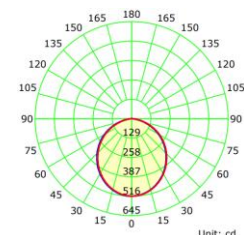
8W-5000k



12W-3000k



12W-4000k



12W-5000k

— C0-C180 — C90-C270