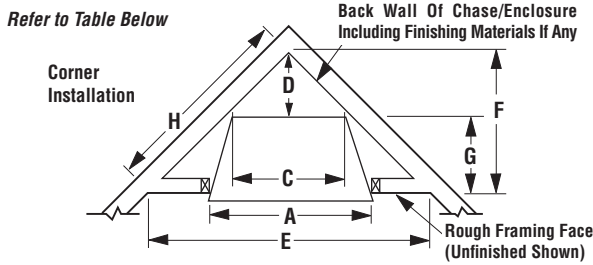


VRT3536 & VRT3542 SERIES

VENT-FREE FIREBOXES

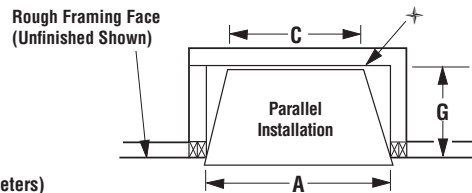
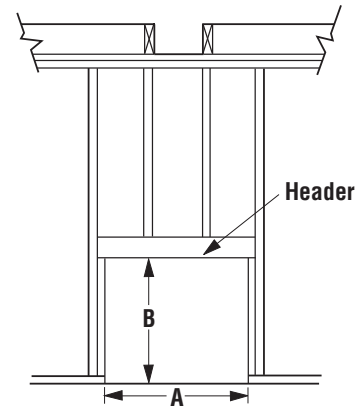
Framing Dimensions



Dim.	VRT3536	VRT3542
A	42-1/4 (1073)	48-1/4 (1226)
B	44-1/4 (1124)	44-1/4 (1124)
C	23-5/8 (600)	29-5/8 (753)
D	11-1/4 (286)	14-1/4 (362)
E	63-1/2 (1613)	69-1/2 (1765)
F	31-3/4 (807)	34-3/4 (883)
G	20-1/2 (521)	20-1/2 (521)
H	44-1/4 (1124)	49-1/8 (1248)

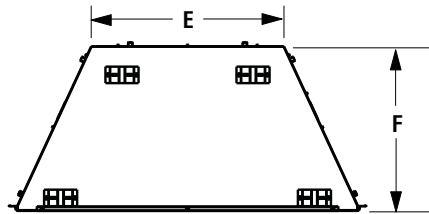
Inches (millimeters)

† Back wall of chase/enclosure including finishing materials, if any.

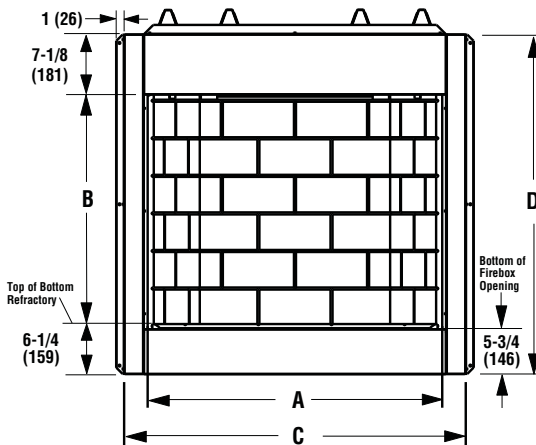


Inches (millimeters)

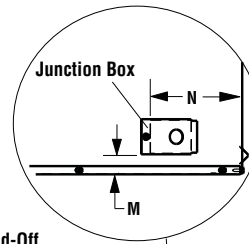
Fireplace Dimensions



Top View

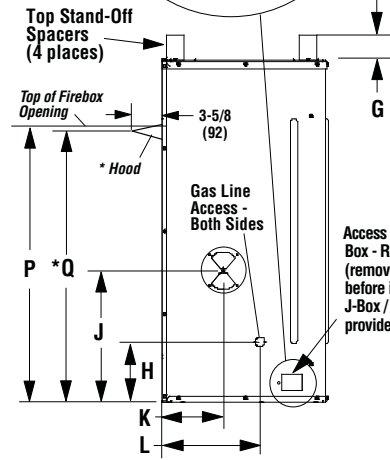


Front View



Interior Firebox Dimensions**		
Firebox Model	36"	42"
Front Width	35 (889)	41 (1042)
Rear Width	23-1/4 (591)	29-1/4 (743)
Depth	17-3/8 (441)	17-3/8 (441)
Height	28 (711)	28 (711)

* Dimensions are to assist you in selecting a log set that is a compatible size.



Right Side View

* The hood is optional for models VRT3536 Series and VRT3542 Series.

Inches (millimeters)

Model No.	A	B	C	D	E	F	G	H	J	K	L	M	N	P	*Q
VRT3536	36 (914)	28 (711)	41-3/4 (1061)	41-1/4 (1048)	23-1/2 (597)	20 (508)	3 (76)	8-3/8 (213)	15-7/8 (403)	7-1/2 (190)	12 (305)	1-3/8 (35)	5-1/2 (140)	34-3/8 (874)	33-5/8 (854)
VRT3542	42 (1067)	28 (711)	47-3/4 (1213)	41-1/4 (1048)	29-1/2 (749)	20 (508)	3 (76)	8-3/8 (213)	15-7/8 (403)	7-1/2 (190)	12 (305)	1-3/8 (35)	5-1/2 (140)	34-3/8 (874)	33-5/8 (854)

NOTE: DIAGRAMS & ILLUSTRATIONS ARE NOT TO SCALE.

VRT3536 & VRT3542 SERIES

Product Info

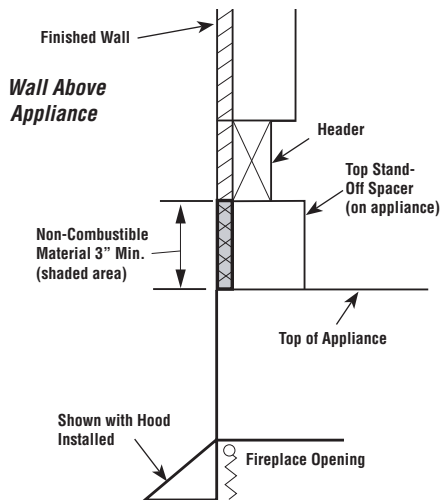
Cat. No.	Model	Ship. Weight (lbs)	Shipping Volume
F0298	VRT3536WS	180 lb.s	22.9 Cu. Ft.
F0299	VRT3536WH	180 lb.s	22.9 Cu. Ft.
F0300	VRT3542WS	207 lb.s	28.6 Cu. Ft.
F0301	VRT3542WH	207 lb.s	28.6 Cu. Ft.

Listing

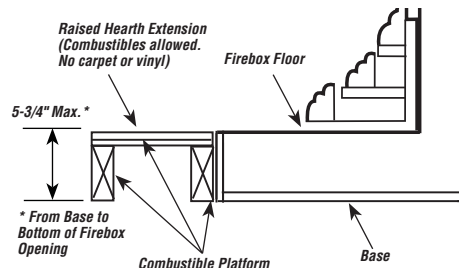


These appliances comply with National Safety Standards and are listed by PFS Corporation to ANSI Z21.91 Ventless Firebox Enclosures for Gas-Fired Unvented Decorative Room Heaters and is approved for use with appliances listed to ANSI Z21.11.2 decorative type unvented room heaters.

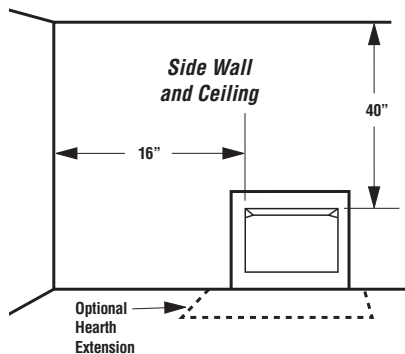
Combustible Wall Above Appliance



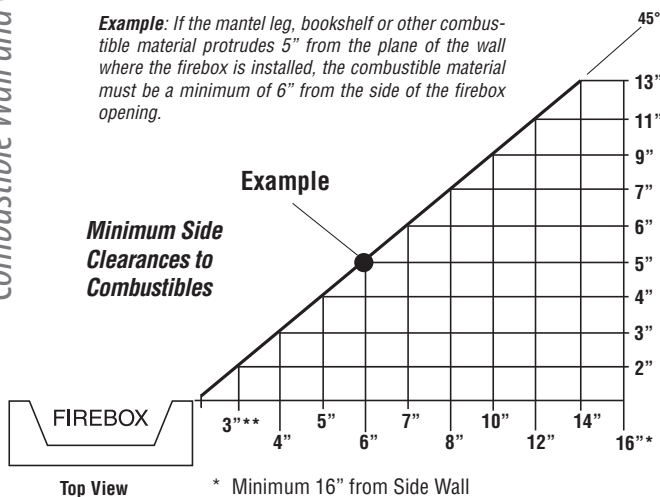
Framing Raised
Hearth Extension



Combustible Wall and Ceiling Clearances



Example: If the mantel leg, bookshelf or other combustible material protrudes 5" from the plane of the wall where the firebox is installed, the combustible material must be a minimum of 6" from the side of the firebox opening.

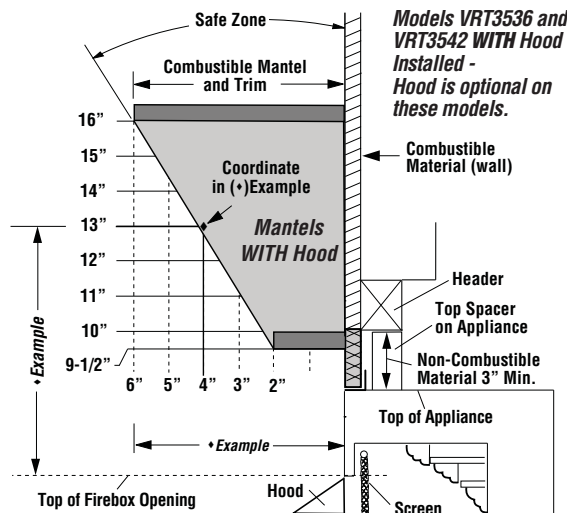


Minimum Side Clearances to Combustibles

* Minimum 16" from Side Wall
**No combustible material may be closer than 3" from the fireplace opening.

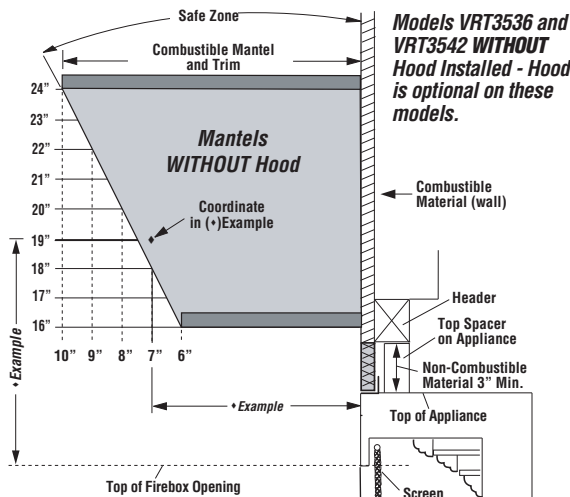
Diagrams, illustrations and photographs are not to scale. Consult installation instructions. Product designs, materials, dimensions, specifications, colors, and prices are subject to change or discontinuance without notice.

Combustible Mantel and Trim Clearances



Models VRT3536 and VRT3542 WITH Hood Installed - Hood is optional on these models.

♦ **EXAMPLE:** If you choose to install a mantel that projects 4", you will need to install it so that the bottom of the mantel and trim is approximately 13" or more above Firebox opening (see coordinate in shaded area above).



Models VRT3536 and VRT3542 WITHOUT Hood Installed - Hood is optional on these models.

♦ **EXAMPLE:** If you choose to install a mantel that projects 7", you will need to install it so that the bottom of the mantel and trim is approximately 19" or more above Firebox opening (see coordinate in shaded area above).