

General Specifications

USA Rating (Input: Natural & L.P. Gas) 0-2000' elevation
 CAN Rating (Input: Natural & L.P. Gas) 0-4500' elevation

Standard Series

Model	INPUT (BTU/hr)		Length
	Minimum	Maximum	
PH-40 A	20,000	40,000	11.5'
PH-50 A	25,000	50,000	16.5'
PH-75 A	37,500	75,000	21.5'

Gas Inlet Pressure

Gas	Minimum	Maximum
Natural	4.5" W.C.	14.0" W.C.
L.P.	11.5" W.C.	14.0" W.C.

Electrical Rating

- DSI Ignition
- 120v, 60 Hz, 1 Amps
- 24 volt low voltage on/off - modulating control panels

Optional Equipment

- Elbow kit / 180 degree U-Bend kit for PH-50 and PH-75

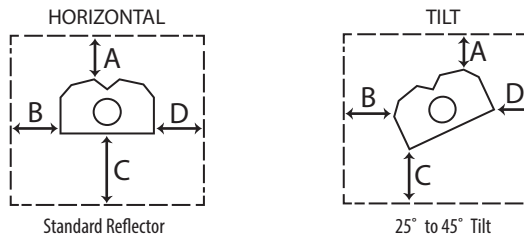
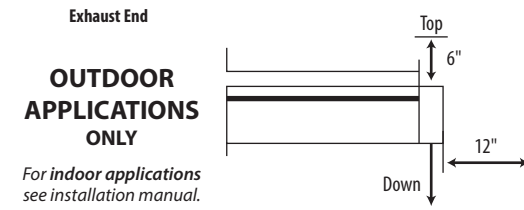
Gas Pressure at Manifold

Natural Gas3.5" W.C.
 L.P. Gas10.5" W.C.
 Gas Connection Size0.5" N.P.T.

Standard Equipment

Variable input temperature control panel, modulating gas burner, low noise combustion air blower, visual burner inspection sight glass, air proving safety switch, 3-try spark ignition control, 100% safety shut off valves, 4" heat treated aluminized radiant emitter, aluminum reflector, heat economizer baffle, stainless steel hangers and burner-head, decorative grille, on indicator light. 304 Stainless steel construction on High Output Series. Standard units have 304 stainless steel burner box and aluminum reflectors. OPTIONAL: 316 marine grade stainless steel.

Clearance to Combustibles

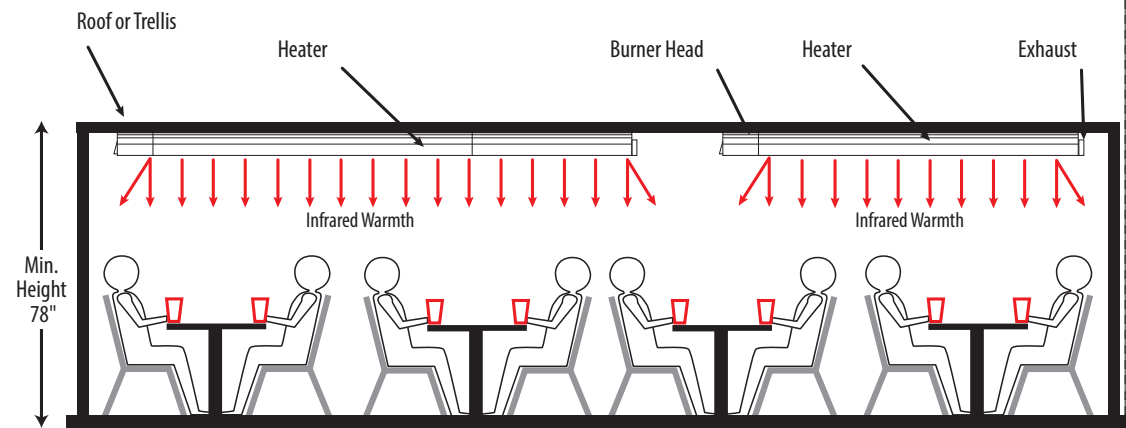


Installation Type 1 (Inches)

Input	A	B	C	D
40	4	12	34	12
50	4	12	41	12
75	4	15	46	15
40 HO	8	17	41	17
75 HO	6	12	42	12

Installation Type 2 (Inches)

Input	A	B	C	D
40	4	4	31	28
50	4	4	35	28
75	4	4	40	31
40 HO	8	4	28	25
75 HO	6	4	31	22



Example of a multiple unit installation. In this instance two units are used to provide a comfortable heating environment. More units can be used to achieve any length or configuration required. *Our design expertise is offered to all customers to ensure proper layout and performance.*

DIMENSIONS

Model	Length
PH-40 A	137"
PH-50 A	197"
PH-75 A	257"
PH-40 HO	64"
PH-75 HO	124"
Width of All Units	15"
Height of Heater	8"

© 2013 Calcana Industries Ltd. All rights reserved. No part of this work herein may be reproduced or copied in any form or by any means - graphic, electronic or mechanical, including photocopying, recording, taping or information storage and retrieval systems - without written consent from Calcana Industries Ltd. The information herein is current at the time of printing, but may be subject to change at any time without notice.

CANADA

Calcana Industries Ltd.
 5507 6 Street SE
 Calgary, AB Canada T2H 1L6
 Tel: 403-777-0808 Fax: 403-777-0807
 Email: sales@calcana.com

USA

Calcana USA Ltd.
 30201 County Road 49
 Loxley, Alabama 36551
 Tel: 251-964-4400 Fax: 251-964-4404

Distributed by:

1-800-778-6729 | www.patioheaterusa.com • www.patioheatercanada.com
www.calcana.com • www.sunraypatioheaters.com

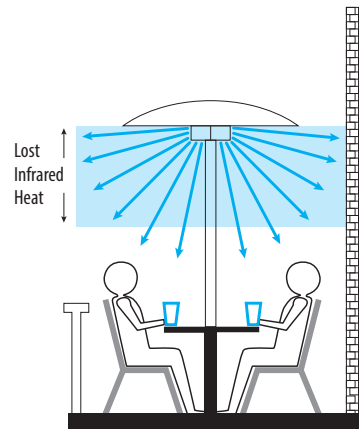


PATIO HEATING SYSTEMS
 Commercial • Residential

Calcana Custom Patio Heating Solutions

Mushroom Style

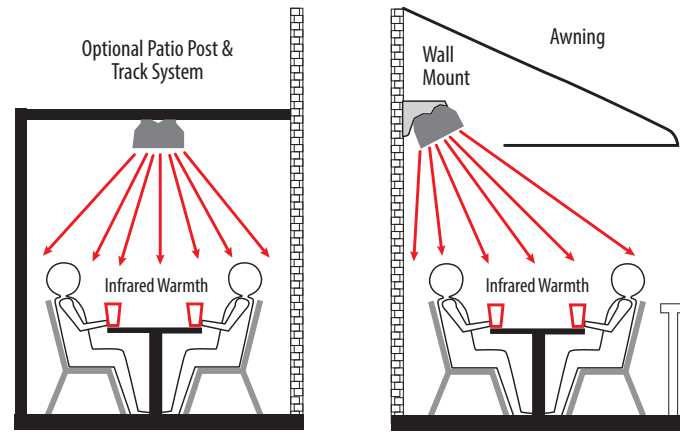
More Fuel
Less Heat



VS

Calcana Infrared Heatwave

More Heat
Less Fuel




SIDE WALL MOUNTING




STAINLESS STEEL CONSTRUCTION

HIGH OUTPUT SERIES (patented)



PH-40 HO
40,000 Btu/Hr
5' Length



PH-75 HO
75,000 Btu/Hr
10' Length

Experience a *Calcana* heatwave on your patio today!

316 Marine Grade option now available.

Design features include:

Safely enclosed flame: The flame is protected from wind and is located inside the Low Intensity Infrared Emitter Tube. This tube captures heat energy contained in hot flue gases and turns the energy into comfortable HEAT waves.

Low clearance to combustibles: Can be safely installed in locations with awnings.

Slim, narrow dimensions: Easy to install in narrow, low overhead clearance locations; suitable for long, narrow street side patio locations.

Overhead Design: No floor space is lost as units hang from existing trellis or other overhead structures. Units can also mount to walls at an angle.

Variable input burner: Patent pending, variable input design provides the right level of heat output for each location.

Four lengths to choose from: 5, 10, 15 & 20 foot lengths are available. Multiple units can be grouped together to achieve any length required.

Certified for outdoor & indoor applications: Units are design certified to operate in outdoor environments, which include wind, rain, snow and temperatures as low as -40F. For indoor applications, the units can be safely vented through the wall or roof.

Easy-light ignition system: No pilot lights to ignite by hand, no valves to turn, no

thermocouples to replace. By using a reliable, 3-Try, direct spark, electronic, 100% safety shut off, ignition system, units safely and consistently operate in all types of weather with the flick of a switch.

Local or remote control: Heaters can be operated remotely, or controls can be located on the units.

Low maintenance: No ceramic parts to break or replace. No thermocouples to replace. Emitter tubes do not glow cherry red, therefore are not fatigued to the point of premature failure.

Economical to operate: Highlight efficient reflectors capture the radiant energy, and direct it to the patio area. Heats more area with less fuel than any other style of patio heater.

Heavy duty construction: High quality materials and workmanship eliminates metal fatigue and reflector warp or separation. Stainless Steel options are available.

Natural gas or propane: Units available for use with either fuel.



CLEAR SPAN MOUNTING



LOW CLEARANCE TO COMBUSTIBLES



OVERHEAD INSTALLATION



REMOVEDLY LOCATED CONTROL PANEL