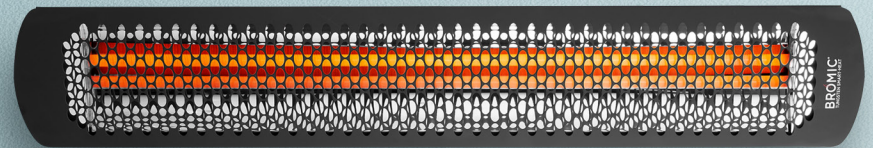
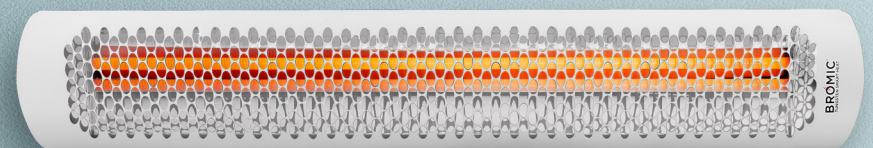


TUNGSTEN SMART-HEAT™ ELECTRIC

Our Tungsten Smart-Heat™ Electric series offers high performance radiant heating to outdoor and semi-enclosed spaces alike, with an industrial design style. It also boasts a high-temperature coating to suit all environments. With a stainless-steel construction, its durable element will emit a soft red glow to create a warm ambience in your space.



2000W & 4000W
BLACK | WHITE



3000W & 6000W
BLACK | WHITE

SPECIFICATIONS

Reference the specification guide below to help you select the correct solution for your needs.

MODEL NUMBER	2000 SERIES	3000 SERIES	4000 SERIES	6000 SERIES
FUEL TYPE	ELECTRIC	ELECTRIC	ELECTRIC	ELECTRIC
COLOUR	BLACK WHITE	BLACK WHITE	BLACK WHITE	BLACK WHITE
HEAT AREA	65FT ²	100FT ²	130FT ²	160FT ²
RATED CURRENT **	240V/8.3A 208V/9.62A 277V/7.22A	240V/12.5A 208V/14.42A 277V/10.83A	240V/16.6A 208V/19.23A 277V/14.44A	240V/25A 208V/28.85A 277V/21.66A
MINIMUM FLOOR CLEARANCE	WALL 72" CEILING 96"		WALL 72" CEILING 96"	

MOUNTING OPTIONS

CEILING MOUNT	✓	✓	✓	✓
WALL MOUNT	✓	✓	✓	✓
RECESSED FLUSH MOUNT	✓	✓	✓	✓
CEILING POLE MOUNT	✓	✓	✓	✓
FREESTANDING	-	-	-	-

CONTROL OPTIONS

ON OFF	✓	✓	✓	✓
DIMMER	✓	✓	✓	✓
MASTER REMOTE *	✓	✓	✓	✓

* Control up to six zones of heaters with unlimited heaters per zone from a single control. Works with dimming and on/off controllers. Control operates within 100ft of heaters.

Measurements displayed within this document are minimum requirements for installation. Bromic takes no responsibility for incorrect or non-compliant installations. All measurement in this document are displayed in inches.

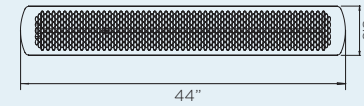
** Available in varying voltages: 240V, 208V and 277V

DIMENSIONS

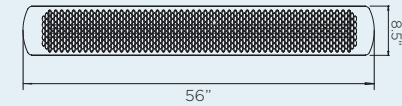
With a wide range of sizes available, find the ideal heater to suit your outdoor space.

PROFILE

2000W & 4000W

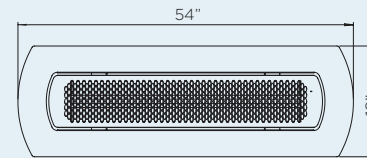


3000W & 6000W




CEILING RECESS

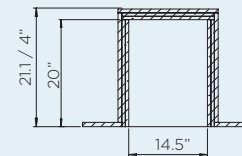
CEILING RECESS FRAME 2000W & 4000W



CEILING RECESS FRAME 3000W & 6000W

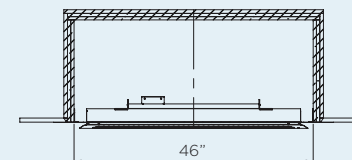


CEILING RECESS

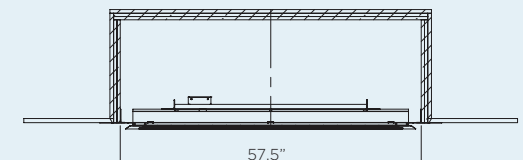


MINIMUM
CEILING CAVITY

2000W & 4000W



3000W & 6000W



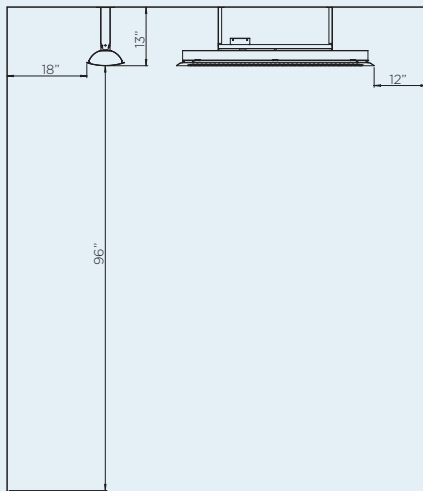
MOUNT OPTIONS

With a wide array of mounting options, Bromic offers solutions to complete any décor and provide functionality for ambiance and comfort.

CEILING & WALL MOUNT


CEILING MOUNT CLEARANCE

4000W & 6000W




CEILING POLE CLEARANCE

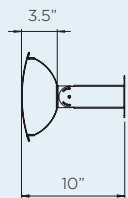
4000W & 6000W



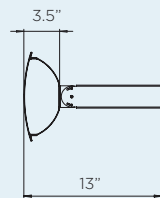
2000W & 3000W



WALL BRACKET



2000W & 3000W

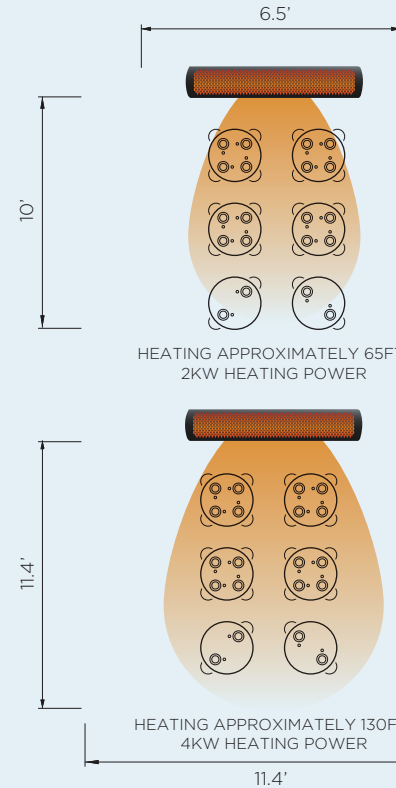


4000W & 6000W

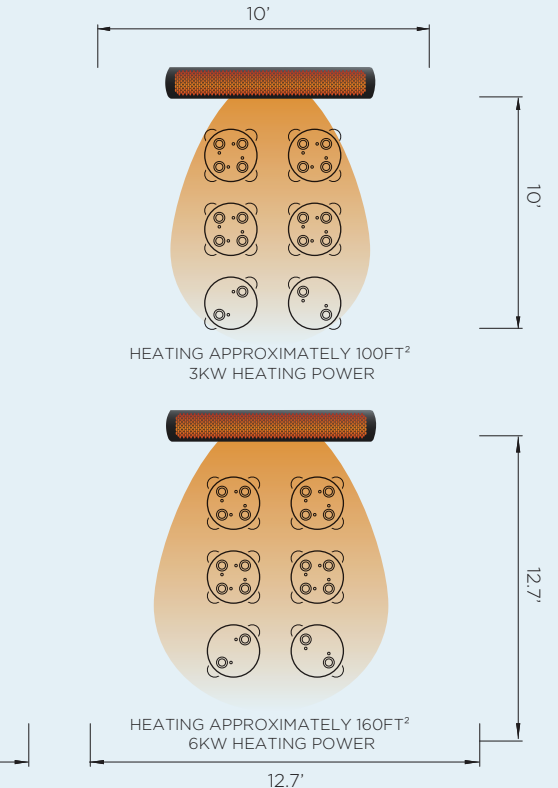
HEATING REACH

Creating ideal comfort levels, Bromic heaters offer a variety of heat distribution to suit your outdoor heating needs.

2000W & 4000W SERIES



3000W & 6000W SERIES



CONTROL OPTIONS



ON | OFF CONTROL



DIMMER CONTROL



MASTER REMOTE



EXTEND THE BOUNDARIES OF
INSIDE SPACE, BY INCLUDING
THE OUTDOORS. CONTROL THE
CLIMATE IN YOUR NEXT PROJECT
WITH BROMIC SMART-HEAT™.

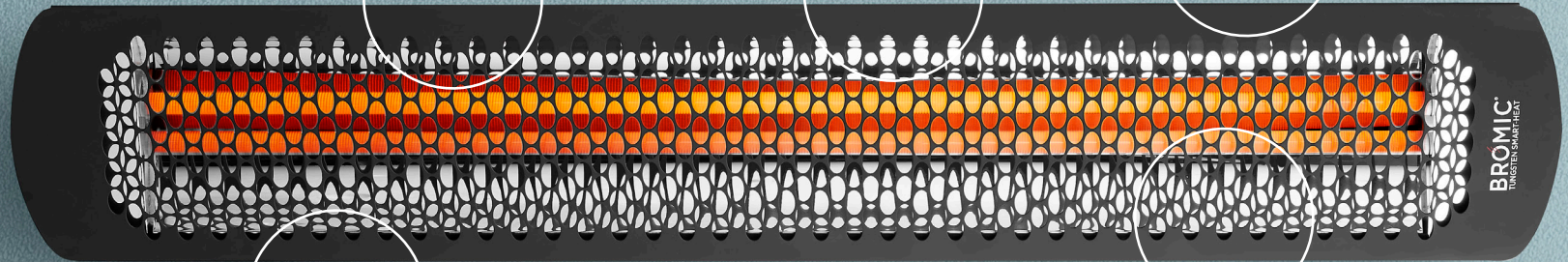
HIGH PERFORMANCE

Matte Finish Stainless-Steel construction

**TOTAL MOUNTING
FLEXIBILITY**

ANGLE BRACKET

Provides precise
directional heat



**PATENTED
PERFORMANCE**

Superior wind resistance

UNIQUE DESIGN

Honeycomb fascia facilitates
precise heat distribution

BROMIC.COM/HEAT

ASIA PACIFIC | NORTH AMERICA | EUROPE

Bromic pursues a policy of continuing improvement in design and performance of its products. The right is therefore reserved to vary specifications without notice.