



TUF-FIX

PROFESSIONAL

SINCE 1996



PRODUCT CATALOGUE 2020



FASTENERS & FIXINGS



SAFETY EQUIPMENTS



PAINTING TOOLS




SEALANTS



WELDING



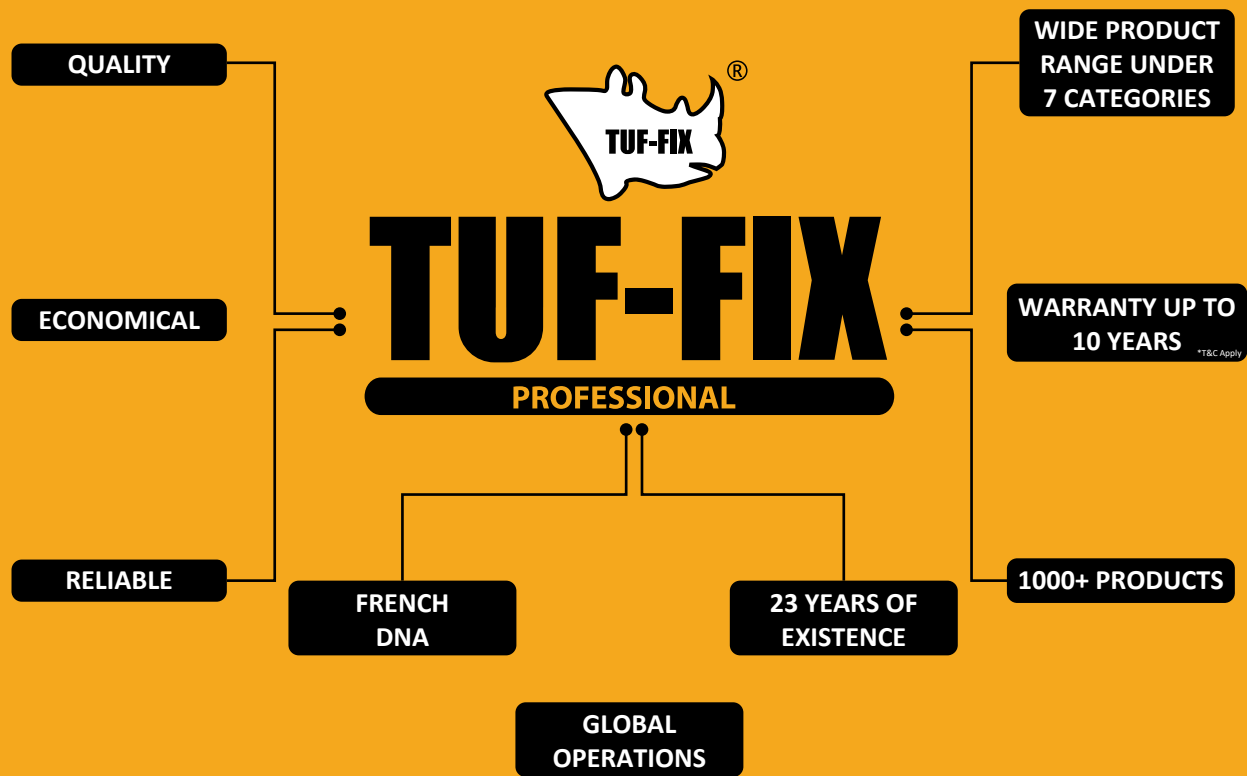
SECURITY SOLUTIONS



GENERAL TOOLS



THE PROMISE OF QUALITY, ECONOMY AND RELIABILITY



THE PROMISE OF QUALITY, ECONOMY AND RELIABILITY



TUF-FIX

PROFESSIONAL

SINCE 1996

TUF-FIX brand, established in 1996 is one of the fastest growing brands in the building materials and tools industry in the global market. Based in France, its core focus is on fasteners & fixings, painting tools, locks, industrial safety equipment's, welding, and general tools. The complete range of TUF-FIX products can be seen at its website www.tuffix.com

TUF-FIX brand is synonymous with innovation, reliability and safety in the development of industrial related products all over the globe. Its market strength lies in being the only Single-Brand today in the local markets with such a wide range of fasteners, PPE, Painting Accessories, locks and welding products in its product portfolio. This strength not only offers multiple application solution to its end-users but it also provides an opportunity to its trade partners to maximize their revenues by focusing and synergizing their efforts on a single brand.

TUF-FIX is upholding the most premium European quality at economical prices. Our quality regulations are extremely reliable across the TUF-FIX range, as we put our products through the toughest testing conditions in order to meet the highest standards.



THE PROMISE OF QUALITY, ECONOMY AND RELIABILITY

SINCE 1996

1.

FASTENERS & FIXINGS

Drywall Screws	4-5
Self Drilling Screws	6-12
Self Tapping Screws	13-16
Chip Board Screws	17
Self Tapping Screws IFI Hex Washer Head	18
Wood Screws	19-21
Nails	22
Blind Rivets	23
Expansion & Gypsum Board Plugs	24
Frame/Hammer Fixings	25
Fix Bolts & Shields	26
Through Bolts & Threaded Studs	27
Drop in Anchor	28
Ceiling & Wire Wedge Anchors	29
Foundation Bolts	30

2.

PAINTING TOOLS

Cage Rollers	32
Radiator Roller, Extension & Frames	33
Cage Roller Refills	34-35
Paint Brushes	36-37
Paint Tray & Scrappers	38

3.

PERSONAL SAFETY EQUIPMENTS

Safety Helmets	40
Safety Eyeware	41
Ear Safety	42
Safety Respirators	43
Safety Masks	44
Safety Harness	45
Safety Gloves	46-47
Safety Shoes	48-53
Safety Coveralls	53
Safety Jackets	54
Traffic Safety	55

4.

WELDING

Inverters And Transformers	57-58
Electrodes Holders & Wire Brushes	59

5.

SEALANTS

Silicone Sealant & Polyurethane Foam	61
--------------------------------------	----

6.

GENERAL TOOLS

Shovel, Pick Axe	63
Nut Setters, Bits, Mushroom Cap	64
Construction Buckets	65

7.

SECURITY SOLUTIONS

Mortise Locks	67-69
Knobset	69
Cylinders	70
Aluminium Door Closer & Hinges	71
Night Latch & Rim Lock	72
Sliding Channel	72

TUF-FIX[®]

PROFESSIONAL

SINCE 1996

FASTENERS & FIXINGS



The term fasteners & fixings covers a very wide range of products covering a multitude of industries. Manufacturing, construction and engineering all use fasteners & fixings to build and create components, structures and ever more complicated products. They are now more than ever an integral part of design with safety, strength and durability at the forefront of any new project and TUF-FIX is the choice for most of the professionals involved in these activities. The strength of the TUF-FIX brand lies in its ability to provide the right product with best quality – at the right price, for a wide range of customers all over the world. All the TUF-FIX products under go high standards of quality checking to meet the global industrial standards.

SINCE 1996

FINE THREAD

- Carbon Steel C1022
- Phillips Bugle Head
- 48 Hrs Salt Spray Tested
- Black Phosphated



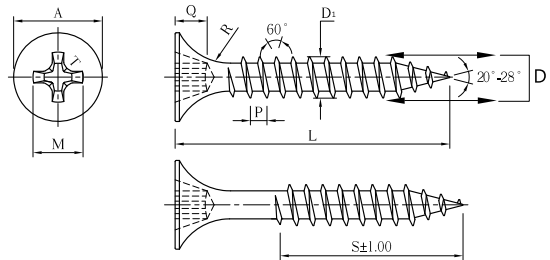
PRO SERIES

Article No. </>	Sizes (inches) D x L	Sizes (mm) D x L	Recess (M)	Qty/Box (pcs)	EAN
TFF10F612	#6x1/2	3.5x13	#2	900	4712017126128
TFF10F658	#6x5/8	3.5x16	#2	900	4712017126586
TFF10F634	#6x3/4	3.5x19	#2	900	4712017126340
TFF10F61	#6x1	3.5x25	#2	900	4712017126012
TFF10F6114	#6x1-1/4	3.5x32	#2	900	4712017161143
TFF10F6112	#6x1-1/2	3.5x38	#2	900	4712017161129
TFF10F62	#6x2	3.5x50	#2	450	4712017161020
TFF10F6212	#6x2-1/2	3.5x65	#2	450	4712017162126
TFF10F858	#8x5/8	4.2x16	#2	900	4712017168586
TFF10F812	#8x1/2	4.2x13	#2	900	4712017168127
TFF10F834	#8x3/4	4.2x19	#2	900	4712017168340
TFF10F81	#8x1	4.2x25	#2	900	4712017168012
TFF10F8114	#8x1-1/4	4.2x32	#2	900	4712017168114
TFF10F8112	#8x1-1/2	4.2x38	#2	450	4712017168128
TFF10F82	#8x2	4.2x50	#2	450	4712017160825
TFF10F8212	#8x2-1/2	4.2x65	#2	450	4712017110240
TFF10F83	#8x3	4.2x75	#2	225	4712017183015
TFF10F84	#8x4	4.2x100	#2	225	4712017188041
TFF10F102	#10x2	4.8x50	#2	225	4712017110240
TFF10F103	#10x3	4.8x75	#2	225	4712017110349
TFF10F104	#10x4	4.8x100	#2	225	4712017114347

ECONOMY SERIES

Article No. </>	Sizes (inches) D x L	Sizes (mm) D x L	Recess (M)	Qty/Box (pcs)	EAN
TFE10F612	#6x1/2	3.5x13	#2	900	6902017126121
TFE10F658	#6x5/8	3.5x16	#2	900	6902017126534
TFE10F634	#6x3/4	3.5x19	#2	900	6902017126343
TFE10F61	#6x1	3.5x25	#2	900	6902017126015
TFE10F6114	#6x1-1/4	3.5x32	#2	900	6902017161146
TFE10F6112	#6x1-1/2	3.5x38	#2	900	6902017161122
TFE10F62	#6x2	3.5x50	#2	450	6902017161023
TFE10F6212	#6x2-1/2	3.5x65	#2	450	6902017162129
TFE10F858	#8x5/8	4.2x16	#2	900	6902017168589
TFE10F812	#8x1/2	4.2x13	#2	900	6902018812429
TFE10F834	#8x3/4	4.2x19	#2	900	6902017168343
TFE10F81	#8x1	4.2x25	#2	900	6902017168015
TFE10F8114	#8x1-1/4	4.2x32	#2	900	6902017168015
TFE10F8112	#8x1-1/2	4.2x38	#2	450	6902017168121
TFE10F82	#8x2	4.2x50	#2	450	6902017160828
TFE10F8212	#8x2-1/2	4.2x65	#2	450	6902017110243
TFE10F83	#8x3	4.2x75	#2	225	6902017183018
TFE10F84	#8x4	4.2x100	#2	225	6902017188044
TFE10F102	#10x2	4.8x50	#2	225	6902017110243
TFE10F103	#10x3	4.8x75	#2	225	6902017110342
TFE10F104	#10x4	4.8x100	#2	225	6902017114326

TECHNICAL DATA



SIZE	A	M	Q	R	P	D	DRIVE	kg-cm (mm)
#6	8.00 8.30	4.50 5.10	2.64 2.95	4.00 5.00	1.49	3.45 3.65	2	28
#8	8.00 8.30	4.50 5.10	2.64 2.95	4.00 5.00	1.69	4.05 4.30	2	45
#10	8.80 9.20	4.50 5.10	2.64 3.10	4.00 5.00	2.12	4.70 4.95	2	65


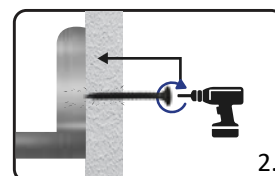
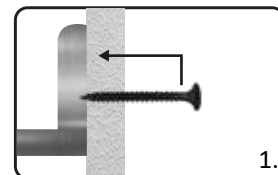
REMARKS	
Material	C1022
Surface hardness	550-750 HV
Core hardness	250-450 HV

1. HEAD - PHILLIPS BUGLE, COUNTERSUNK
2. THREAD - FINE
3. DIA - 3.5mm - 4.8mm

APPLICATION

Suitable for fixing gypsum and plaster board with metal channel.

INSTALLATION



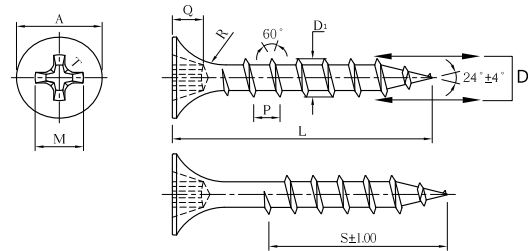
FASTENERS & FIXINGS

COARSE THREAD

- Carbon Steel C1022
- Phillips Bugle Head
- 48 Hrs Salt Spray Tested
- Black Phosphated



TECHNICAL DATA



SIZE	A	M	Q	R	P	D	DRIVE	kg-cm (mm)
#6	7.80 8.30	4.50 5.10	2.64 2.95	4.00 5.00	2.82	3.55 3.95	2	21
#8	7.80 8.30	4.50 5.10	2.64 2.95	4.00 5.00	3.18	4.15 4.55	2	35
#10	8.70 9.10	4.50 5.10	2.64 3.10	4.00 5.00	3.18	4.90 5.30	2	56

REMARKS


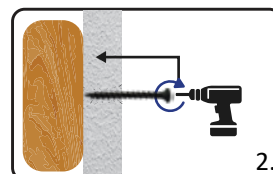
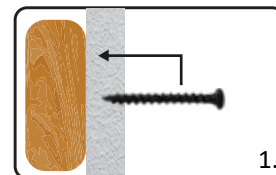
Material	C1022
Surface hardness	450-750 HV
Core hardness	250-450 HV

1. HEAD - PHILLIPS BUGLE, COUNTERSUNK
2. THREAD - COARSE
3. DIA - 3.5mm - 4.8mm

APPLICATION

Suitable for fixing gypsum and plaster board with wooden stud.

INSTALLATION



PRO SERIES

Article No. </>	Sizes (inches) D x L	Sizes (mm) D x L	Recess (M)	Qty/Box (pcs)	EAN
TFF10C612	#6x1/2	3.5x13	#2	900	4712017226125
TFF10C658	#6x5/8	3.5x16	#2	900	4712027126583
TFF10C634	#6x3/4	3.5x19	#2	900	4712017226347
TFF10C61	#6x1	3.5x25	#2	900	4712017226019
TFF10C6114	#6x1-1/4	3.5x32	#2	900	4712017261140
TFF10C6112	#6x1-1/2	3.5x38	#2	900	4712017261126
TFF10C62	#6x2	3.5x50	#2	450	4712017261027
TFF10C6212	#6x2-1/2	3.5x65	#2	450	4712017262123
TFF10C858	#8x5/8	4.2x16	#2	900	4712017268583
TFF10C812	#8x1/2	4.2x13	#2	900	4712018256541
TFF10C834	#8x3/4	4.2x19	#2	900	4712017268347
TFF10C81	#8x1	4.2x25	#2	900	4712017268019
TFF10C8114	#8x1-1/4	4.2x32	#2	900	4712018423233
TFF10C8112	#8x1-1/2	4.2x38	#2	450	4712017268125
TFF10C82	#8x2	4.2x50	#2	450	4712017260822
TFF10C8212	#8x2-1/2	4.2x65	#2	450	4712017210247
TFF10C83	#8x3	4.2x75	#2	225	4712017260150
TFF10C84	#8x4	4.2x100	#2	225	4712017218045
TFF10C102	#10x2	4.8x50	#2	225	4712017262406
TFF10C103	#10x3	4.8x75	#2	225	4712017263496
TFF10C104	#10x4	4.8x100	#2	225	4712017264349

ECONOMY SERIES

Article No. </>	Sizes (inches) D x L	Sizes (mm) D x L	Recess (M)	Qty/Box (pcs)	EAN
TFE10C612	#6x1/2	3.5x13	#2	900	6902017126121
TFE10C658	#6x5/8	3.5x16	#2	900	6902017126534
TFE10C634	#6x3/4	3.5x19	#2	900	6902017126343
TFE10C61	#6x1	3.5x25	#2	900	6902017126015
TFE10C6114	#6x1-1/4	3.5x32	#2	900	6902017161146
TFE10C6112	#6x1-1/2	3.5x38	#2	900	6902017161122
TFE10C62	#6x2	3.5x50	#2	450	6902017161023
TFE10C6212	#6x2-1/2	3.5x65	#2	450	6902017162129
TFE10C858	#8x5/8	4.2x16	#2	900	6902017168589
TFE10C812	#8x1/2	4.2x13	#2	900	6902018543255
TFE10C834	#8x3/4	4.2x19	#2	900	6902017168343
TFE10C81	#8x1	4.2x25	#2	900	6902017168015
TFE10C8114	#8x1-1/4	4.2x32	#2	900	6902018423267
TFE10C8112	#8x1-1/2	4.2x38	#2	450	6902017168121
TFE10C82	#8x2	4.2x50	#2	450	6902017160828
TFE10C8212	#8x2-1/2	4.2x65	#2	450	6902017110243
TFE10C83	#8x3	4.2x75	#2	225	6902017183018
TFE10C84	#8x4	4.2x100	#2	225	6902017188044
TFE10C102	#10x2	4.8x50	#2	225	6902017110243
TFE10C103	#10x3	4.8x75	#2	225	6902017110342
TFE10C104	#10x4	4.8x100	#2	225	6902017114326

SINCE 1996

IFI HEX WASHER HEAD

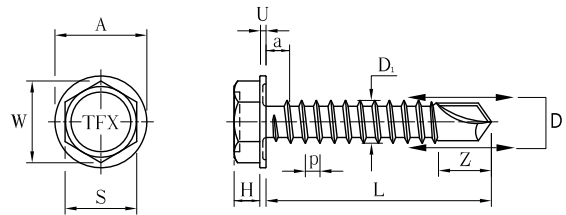
- Carbon Steel C1022
- Hex Washer Head
- Zinc Plated
- Grey 16mm EPDM Bonded Washer



PRO SERIES

Article No. </>	Sizes (inches) D x L	Sizes (mm) D x L	Drive (W)	Qty/Box (pcs)	EAN
TFF50Z1434	#14x3/4	6.0x19	3/8"	450	4712017143460
TFF50Z141	#14x1	6.0x25	3/8"	450	4712017141169
TFF50Z14114	#14x1-1/4	6.0x32	3/8"	450	4712017141145
TFF50Z14112	#14x1-1/2	6.0x38	3/8"	225	4712017141121
TFF50Z142	#14x2	6.0x50	3/8"	225	4712017141220
TFF50Z14212	#14x2-1/2	6.0x65	3/8"	225	4712017142227
TFF50Z143	#14x3	6.0x75	3/8"	180	4712017142234
TFF50Z144	#14x4	6.0x100	3/8"	135	4712017142241
TFF50Z145	#14x5	6.0x125	3/8"	90	4712017145242
TFF50Z146	#14x6	6.0x150	3/8"	90	4712017146249
TFF50Z147	#14x7	6.0x175	3/8"	90	4712017552583

TECHNICAL DATA



SIZE	A	H	P	a (max)	D	S	w (min)	U	z	kg-cm (mm)
(#14)	12.19 13.21	4.37 4.83	1.81	1.81	6.10 6.25	9.32 9.53	10.39	0.76 1.27	8.00 9.00	173

REMARKS

Material	C1022
Surface hardness	545-654 HV
Core hardness	32-40 HRC

1. HEAD - HEX WASHER
2. THREAD - FINE
3. DIA - UPTO 6.0mm
4. RPM - 1000-1800
5. LOAD - 22.70 KG

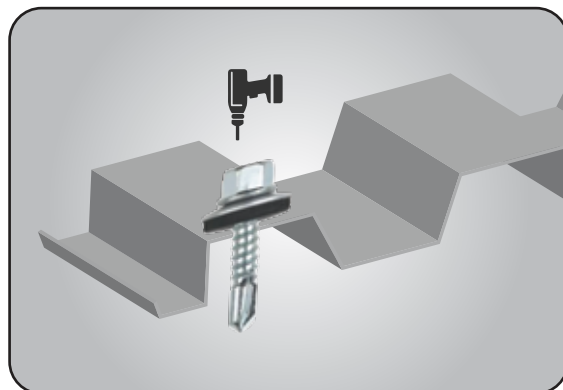

ECONOMY SERIES

Article No. </>	Sizes (inches) D x L	Sizes (mm) D x L	Recess (M)	Qty/Box (pcs)	EAN
TFE50Z1434	#14x3/4	6.0x19	3/8"	450	6902017143463
TFE50Z141	#14x1	6.0x25	3/8"	450	6902017141162
TFE50Z14114	#14x1-1/4	6.0x32	3/8"	450	6902017141148
TFE50Z14112	#14x1-1/2	6.0x38	3/8"	225	6902017141124
TFE50Z142	#14x2	6.0x50	3/8"	225	6902017141223
TFE50Z14212	#14x2-1/2	6.0x65	3/8"	225	6902017142220
TFE50Z143	#14x3	6.0x75	3/8"	180	6902017142237
TFE50Z144	#14x4	6.0x100	3/8"	135	6902017142244
TFE50Z145	#14x5	6.0x125	3/8"	90	6902017145245
TFE50Z146	#14x6	6.0x150	3/8"	90	6902017146242
TFE50Z147	#14x7	6.0x175	3/8"	90	6902018465861

APPLICATION

Suitable for fixing heavy guage metal attachment. Drill upto 1.5mm sheet.

INSTALLATION



FASTENERS & FIXINGS

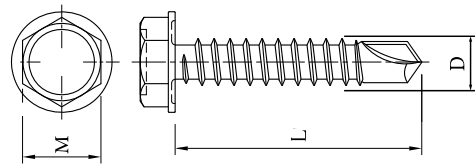
SS410 HWH

- Stainless Steel SS410
- Hex Washer Head
- Zinc Plated
- Grey 19mm EPDM A2 Bonded Washer

Article No. </>	Sizes (inches) D x L	Sizes (mm) D x L	Drive (W)	Qty/Box (pcs)	EAN
TFF50SS1434	#14x3/4	6.0x19	3/8"	450	4712018143407
TFF50SS141	#14x1	6.0x25	3/8"	450	4712018141106
TFF50SS14114	#14x1-1/4	6.0x32	3/8"	450	4712018141144
TFF50SS14112	#14x1-1/2	6.0x38	3/8"	250	4712018141120
TFF50SS142	#14x2	6.0x50	3/8"	225	4712018142002
TFF50SS14212	#14x2-1/2	6.0x65	3/8"	250	4712018142127
TFF50SS143	#14x3	6.0x75	3/8"	180	4712018143001
TFF50SS144	#14x4	6.0x100	3/8"	135	4712018144008
TFF50SS145	#14x5	6.0x125	3/8"	90	4712018145005
TFF50SS146	#14x6	6.0x150	3/8"	90	4712018146002
TFF50SS147	#14x7	6.0x175	3/8"	90	4712018141755



TECHNICAL DATA



IFI HWH (WITHOUT WASHER)

- Carbon Steel C1022
- Hex Washer Head
- Zinc Plated

Article No. </>	Sizes (inches) D x L	Sizes (mm) D x L	Drive (W)	Qty/Box (pcs)	EAN
TFF60634	#6x3/4	3.5x19	3/8"	900	4712017143460
TFF60612	#6x1-2	3.5x13	3/8"	900	4712017141169
TFF6061	#6x1	3.5x25	3/8"	900	4712017141145
TFF606114	#6x1-1/4	3.5x32	3/8"	900	4712017141121
TFF606112	#6x1-1/2	3.5x38	3/8"	900	4712017141220
TFF6062	#6x2	3.5x50	3/8"	900	4712017142227
TFF60834	#8x3/4	4.2x19	3/8"	900	4712017142234
TFF60812	#8x1/2	4.2x13	3/8"	900	4712017142241
TFF6081	#8x1	4.2x25	3/8"	900	4712017145242
TFF608114	#8x1-1/4	4.2x32	3/8"	900	4712017146249
TFF608112	#8x1-1/2	4.2x38	3/8"	450	4712018148594
TFF6082	#8x2	4.2x50	3/8"	450	4712018584583
TFF601034	#10x3/4	4.8x19	3/8"	900	4712018104859
TFF601012	#10x1/2	4.8x13	3/8"	900	4712018186930
TFF60101	#10x1	4.8x25	3/8"	450	4712018110522
TFF6010114	#10x1-1/4	4.8x32	3/8"	450	4712018114155
TFF6010112	#10x1-1/2	4.8x38	3/8"	450	4712018112151
TFF60102	#10x2	4.8x50	3/8"	450	4712018110218
TFF601234	#12x3/4	5.5x19	3/8"	450	4712018123423
TFF60121	#12x1	5.5x25	3/8"	450	4712018121450
TFF6012114	#12x1-1/4	5.5x32	3/8"	450	4712018121481
TFF6012112	#12x1-1/2	5.5x38	3/8"	450	4712018121573
TFF60122	#12x2	5.5x50	3/8"	450	4712018172261



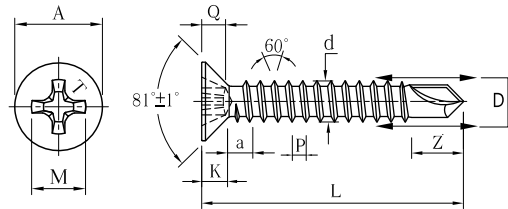
SINCE 1996

IFI COUNTER SUNK HEAD

- Carbon Steel C1022
- Phillips CSK Head
- Zinc Plated



TECHNICAL DATA



SIZE	A	refD	P	a (max)	d	D	M	Q	Z	DRIVE	kg-cm (mm)
#6	6.20	2.11	1.27	1.27	3.43	2.51	4.09	1.83	3.50	2	28
	7.09				3.53	2.64	4.42	2.41	4.50		
#8	7.42	2.54	1.41	1.41	4.09	2.95	4.47	2.21	4.50	2	48
	8.43				4.22	3.10	4.80	2.79	5.10		
#10	8.64	2.95	1.59	1.59	4.65	3.43	4.85	2.59	2 4.50-5.10	2	70
	9.78				4.80	3.58	5.18	3.18	3 6.00-6.80		
#12	9.88	3.35	1.81	1.81	5.31	3.99	6.48	2.95	7.30	3	106
	11.13				5.46	4.17	6.81	3.53	8.00		

REMARKS	
Material	C1022
Surface hardness	545-654 HV
Core hardness	32-40 HRC

1. HEAD - COUNTER SUNK
2. THREAD - FINE
3. DIA - 3.5mm-5.5mm
4. RPM - 1800-2500

PRO SERIES

Article No. </>	Sizes (inches) D x L	Sizes (mm) D x L	Recess (M)	Qty/Box (pcs)	EAN
TFF20Z634	#6x3/4	3.5x19	#2	900	4712177106343
TFF20Z61	#6x1	3.5x25	#2	900	4712177106367
TFF20Z6114	#6x1-1/4	3.5x32	#2	900	4712177161144
TFF20Z6112	#6x1-1/2	3.5x38	#2	900	4712177161120
TFF20Z62	#6x2	3.5x50	#2	450	4712177161229
TFF20Z834	#8x3/4	4.2x19	#2	900	4712177168341
TFF20Z812	#8x1/2	4.2x13	#2	900	4712177168129
TFF20Z81	#8x1	4.2x25	#2	900	4712177168112
TFF20Z8114	#8x1-1/4	4.2x32	#2	900	4712177181142
TFF20Z8112	#8x1-1/2	4.2x38	#2	450	4712177181128
TFF20Z82	#8x2	4.2x50	#2	450	4712177182125
TFF20Z8212	#8x2-1/2	4.2x65	#2	450	4712177182224
TFF20Z83	#8x3	4.2x75	#2	225	4712177182323
TFF20Z1034	#10x3/4	4.8x19	#2	900	4712177110340
TFF20Z101	#10x1	4.8x25	#2	900	4712177181012
TFF20Z10114	#10x1-1/4	4.8x32	#2	900	4712177101140
TFF20Z10112	#10x1-1/2	4.8x38	#2	450	4712177101126
TFF20Z102	#10x2	4.8x50	#2	450	4712177101249
TFF20Z1234	#12x3/4	5.5x19	#2	900	4712177112344
TFF20Z121	#12x1	5.5x25	#2	900	4712177121124
TFF20Z12114	#12x1-1/4	5.5x32	#2	450	4712177121148
TFF20Z12112	#12x1-1/2	5.5x38	#2	450	4712177111217
TFF20Z122	#12x2	5.5x50	#2	225	4712177122121

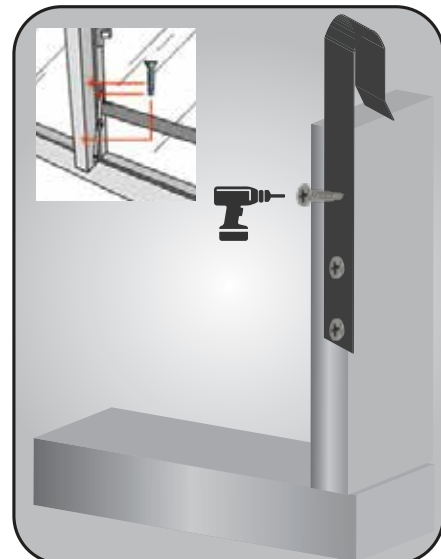
ECONOMY SERIES

Article No. </>	Sizes (inches) D x L	Sizes (mm) D x L	Recess (M)	Qty/Box (pcs)	EAN
TFE20Z634	#6x3/4	3.5x19	#2	900	6902018634199
TFE20Z61	#6x1	3.5x25	#2	900	6902018612531
TFE20Z6114	#6x1-1/4	3.5x32	#2	900	6902018611145
TFE20Z6112	#6x1-1/2	3.5x38	#2	900	6902018611121
TFE20Z62	#6x2	3.5x50	#2	450	6902018625036
TFE20Z834	#8x3/4	4.2x19	#2	900	6902018834193
TFE20Z812	#8x1/2	4.2x13	#2	900	6902018812139
TFE20Z81	#8x1	4.2x25	#2	900	6902018812542
TFE20Z8114	#8x1-1/4	4.2x32	#2	900	6902018811439
TFE20Z8112	#8x1-1/2	4.2x38	#2	450	6902018811286
TFE20Z82	#8x2	4.2x50	#2	450	6902018825047
TFE20Z8212	#8x2-1/2	4.2x65	#2	450	6902018821285
TFE20Z83	#8x3	4.2x75	#2	225	6902018837545
TFE20Z1034	#10x3/4	4.8x19	#2	900	6902018103497
TFE20Z101	#10x1	4.8x25	#2	900	6902018101257
TFE20Z10114	#10x1-1/4	4.8x32	#2	900	6902018101141
TFE20Z10112	#10x1-1/2	4.8x38	#2	450	6902018101127
TFE20Z102	#10x2	4.8x50	#2	450	6902018102506
TFE20Z1234	#12x3/4	5.5x19	#2	900	6902018123402
TFE20Z121	#12x1	5.5x25	#2	900	6902018121255
TFE20Z12114	#12x1-1/4	5.5x32	#2	450	6902018121149
TFE20Z12112	#12x1-1/2	5.5x38	#2	450	6902018121125
TFE20Z122	#12x2	5.5x50	#2	225	6902018122504

APPLICATION

Suitable for fixing metal channel in windows & doors.

INSTALLATION



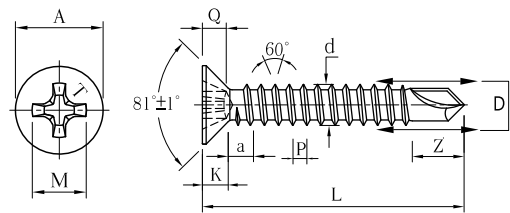
FASTENERS & FIXINGS

IFI COUNTER SUNK HEAD

- Carbon Steel C1022
- Phillips CSK Head
- Black Phosphated



TECHNICAL DATA



SIZE	A	refl	P	a (max)	d	D	M	Q	Z	DRIVE	kg-cm (min)
#6	6.20	2.11	1.27	1.27	3.43	2.51	4.09	1.83	3.50	2	28
	7.09				3.53	2.64	4.42	2.41			
#8	7.42	2.54	1.41	1.41	4.09	2.95	4.47	2.21	4.50	2	48
	8.43				4.22	3.10	4.80	2.79			
#10	8.64	2.95	1.59	1.59	4.65	3.43	4.85	2.59	2 4.50-5.10	2	70
	9.78				4.80	3.58	5.18	3.18			
#12	9.88	3.35	1.81	1.81	5.31	3.99	6.48	2.95	7.30	3	106
	11.13				5.46	4.17	6.81	3.53			

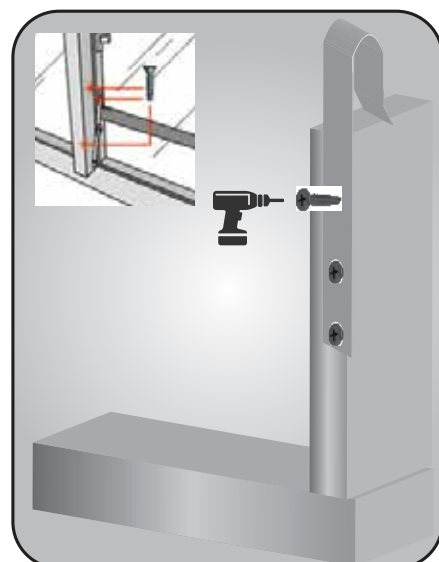
REMARKS	
Material	C1022
Surface hardness	545-654 HV
Core hardness	32-40 HRC

1. HEAD - COUNTER SUNK
2. THREAD - FINE
3. DIA - 3.5mm-5.5mm
4. RPM - 1800-2500

APPLICATION

Suitable for fixing metal channel in windows & doors.

INSTALLATION



PRO SERIES

Article No. </>	Sizes (inches) D x L	Sizes (mm) D x L	Recess (M)	Qty/Box (pcs)	EAN
TFF20B634	#6x3/4	3.5x19	#2	900	4712177162141
TFF20B61	#6x1	3.5x25	#2	900	4712177126839
TFF20B6114	#6x1-1/4	3.5x32	#2	900	4712177126846
TFF20B6112	#6x1-1/2	3.5x38	#2	900	4712177126853
TFF20B62	#6x2	3.5x50	#2	450	4712177126860
TFF20B834	#8x3/4	4.2x19	#2	900	4712177126877
TFF20B812	#8x1/2	4.2x13	#2	900	4712177126884
TFF20B81	#8x1	4.2x25	#2	900	4712177126891
TFF20B8114	#8x1-1/4	4.2x32	#2	900	4712177126907
TFF20B8112	#8x1-1/2	4.2x38	#2	450	4712177126914
TFF20B82	#8x2	4.2x50	#2	450	4712177126921
TFF20B8212	#8x2-1/2	4.2x65	#2	450	4712177126952
TFF2B83	#8x3	4.2x75	#2	225	4712177126938
TFF2B1034	#10x3/4	4.8x19	#2	900	4712177126969
TFF2B101	#10x1	4.8x25	#2	900	4712177126945
TFF2B10114	#10x1-1/4	4.8x32	#2	900	4712177126976
TFF2B10112	#10x1-1/2	4.8x38	#2	450	4712177126983
TFF2B102	#10x2	4.8x50	#2	450	4712177126990
TFF20B1234	#12x3/4	5.5x19	#2	900	4712177126198
TFF20B121	#12x1	5.5x25	#2	900	4712177126143
TFF20B12114	#12x1-1/4	5.5x32	#2	450	4712177126136
TFF20B12112	#12x1-1/2	5.5x38	#2	450	4712177126129
TFF20B122	#12x2	5.5x50	#2	225	4712177126150

ECONOMY SERIES

Article No. </>	Sizes (inches) D x L	Sizes (mm) D x L	Recess (M)	Qty/Box (pcs)	EAN
TFE20B634	#6x3/4	3.5x19	#2	900	6902018634359
TFE20B61	#6x1	3.5x25	#2	900	6902018613521
TFE20B6114	#6x1-1/4	3.5x32	#2	900	6902018611404
TFE20B6112	#6x1-1/2	3.5x38	#2	900	6902018611282
TFE20B62	#6x2	3.5x50	#2	450	6902018623551
TFE20B834	#8x3/4	4.2x19	#2	900	6902018341905
TFE20B812	#8x1/2	4.2x13	#2	900	6902018121309
TFE20B81	#8x1	4.2x25	#2	900	6902018142250
TFE20B8114	#8x1-1/4	4.2x32	#2	900	6902018114325
TFE20B8112	#8x1-1/2	4.2x38	#2	450	6902018112383
TFE20B82	#8x2	4.2x50	#2	450	6902018242509
TFE20B8212	#8x2-1/2	4.2x65	#2	450	6902018212656
TFE20B83	#8x3	4.2x75	#2	225	6902018342759
TFE20B1034	#10x3/4	4.8x19	#2	900	6902018103411
TFE20B101	#10x1	4.8x25	#2	900	6902018101257
TFE20B10114	#10x1-1/4	4.8x32	#2	900	6902018101417
TFE20B10112	#10x1-1/2	4.8x38	#2	450	6902018101219
TFE20B102	#10x2	4.8x50	#2	450	6902018104852
TFE20B1234	#12x3/4	5.5x19	#2	900	6902018125512
TFE20B121	#12x1	5.5x25	#2	900	6902018121552
TFE20B12114	#12x1-1/4	5.5x32	#2	450	6902018125536
TFE20B12112	#12x1-1/2	5.5x38	#2	450	6902018123853
TFE20B122	#12x2	5.5x50	#2	225	6902018125024

SINCE 1996

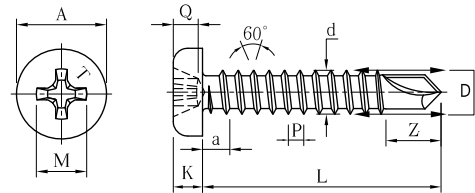
IFI PAN HEAD

- Carbon Steel C1022
- Phillips PAN Head
- Zinc Plated

Article No. </>	Sizes (inches) D x L	Sizes (mm) D x L	Recess (M)	Qty/Box (pcs)	EAN
TFF40Z6716	#6x7/16	3.5x11	#2	900	4712017867168
TFF40Z634	#6x3/4	3.5x19	#2	900	4712017866345
TFF40Z6114	#6x1-1/4	3.5x25	#2	900	4712017861142
TFF40Z6112	#6x1-1/2	3.5x38	#2	900	4712017861128
TFF40Z812	#8x1/2	4.2x13	#2	900	4712017881126
TFF40Z834	#8x3/4	4.2x19	#2	900	4712017881348
TFF40Z81	#8x1	4.2x25	#2	900	4712017881317
TFF40Z8114	#8x1-1/4	4.2x32	#2	900	4712017881140
TFF40Z8112	#8x1-1/2	4.2x38	#2	450	4712017881126
TFF40Z82	#8x2	4.2x50	#2	450	4712017880822
TFF40Z8212	#8x2-1/2	4.2x65	#2	450	4712017882123
TFF40Z83	#8x3	4.2x75	#2	225	4712017880839
TFF40Z1034	#10x3/4	4.8x19	#2	900	4712017810348
TFF40Z101	#10x1	4.8x25	#2	900	4712017881010
TFF40Z10114	#10x1-1/4	4.8x32	#2	900	4712017101149
TFF40Z10112	#10x1-1/2	4.8x38	#2	450	4712017101125
TFF40Z102	#10x2	4.8x50	#2	450	4712017101026
TFF40Z103	#10x3	4.8x75	#2	450	4712017101033



TECHNICAL DATA



SIZE	A	K	P	a (max)	d	D	M	Q	Z	DRIVE	kg/mm mm
#6	6.50 6.86	2.21 2.46	1.27	1.27	3.43 3.53	2.51 2.64	3.89 4.22	1.40 2.03	3.50 4.50	2	28
#8	7.77 8.18	2.67 2.92	1.41	1.41	4.09 4.22	2.95 3.10	4.29 4.62	1.80 2.46	4.50 5.10	2	48
#10	9.07 9.47	3.10 3.38	1.59	1.59	4.65 4.80	3.43 3.58	4.72 5.05	2.26 2.87	2 4.50-5.10 3 6.00-6.80	2	70

REMARKS	
Material	C1022
Surface hardness	545-634 HV
Core hardness	32-40 HRC

1. HEAD - PAN
2. THREAD - FINE
3. DIA - 3.5mm-4.8mm
4. RPM - 1800-2500

IFI PAN HEAD

- Carbon Steel C1022
- Phillips PAN Head
- Black Phosphated

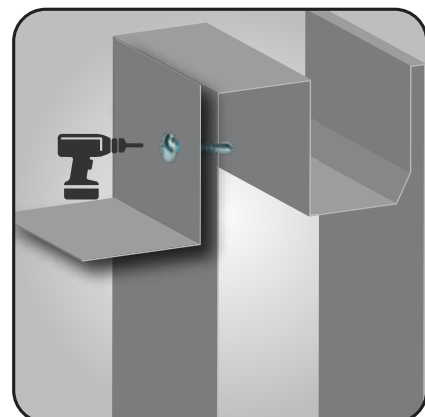
Article No. </>	Sizes (inches) D x L	Sizes (mm) D x L	Recess (M)	Qty/Box (pcs)	EAN
TFF40B6716	#6x7/16	3.5x11	#2	900	4712017671628
TFF40B634	#6x3/4	3.5x19	#2	900	4712017676340
TFF40B6114	#6x1-1/4	3.5x25	#2	900	4712017661148
TFF40B6112	#6x1-1/2	3.5x38	#2	900	4712017661124
TFF40B12	#8x1/2	4.2x13	#2	900	4712017668123
TFF40B834	#8x3/4	4.2x19	#2	900	4712017668345
TFF40B81	#8x1	4.2x25	#2	900	4712017668017
TFF40B8114	#8x1-1/4	4.2x32	#2	900	4712017681146
TFF40B8112	#8x1-1/2	4.2x38	#2	450	4712017651125
TFF40B82	#8x2	4.2x50	#2	450	4712017658025
TFF40B8212	#8x2-1/2	4.2x65	#2	450	4712017652122
TFF40B83	#8x3	4.2x75	#2	225	4712017652832
TFF40B1034	#10x3/4	4.8x19	#2	900	4712017682129
TFF40B101	#10x1	4.8x25	#2	900	4712017610832
TFF40B10114	#10x1-1/4	4.8x32	#2	900	4712017101149
TFF40B10112	#10x1-1/2	4.8x38	#2	450	4712017101125
TFF40B102	#10x2	4.8x50	#2	450	4712017101026
TFF40B103	#10x3	4.8x75	#2	450	4712017101033



APPLICATION

Suitable for fixing light steel sheet with heavy metal stud.

INSTALLATION

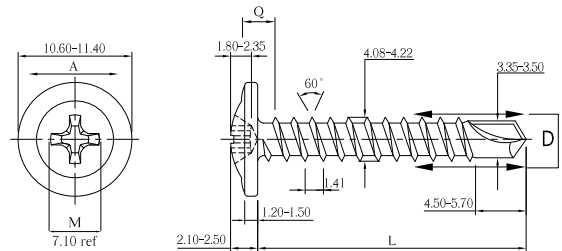


MODIFY TRUSS PHILLIPS HEAD

- Carbon Steel C1022
- Phillips Modify Truss Head
- Zinc Plated



TECHNICAL DATA



REMARKS	
Drive	#2
Breaking torque	47kg cm ↑
Material	C1022
Surface hardness	560 HV ↑
Core hardness	32-43 HRC
Depth of hardness	0.10-0.23 mm

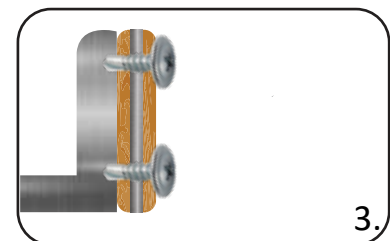
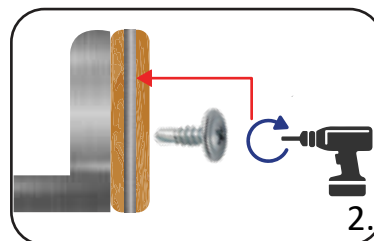
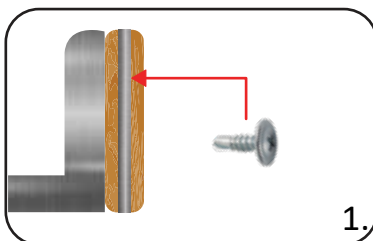
Drive Test	
Load (kg)	15.89
RPM	1800-2500
Steel	1.6 mm
Max test time	3.0 sec

1. HEAD - MODIFY TRUSS PHILLIPS
2. THREAD - FINE
3. DIA - 3.5mm-4.8mm

APPLICATION

Suitable for fixing metal stud in partitioning or metal fabrication.

INSTALLATION



PRO SERIES

Article No. </>	Sizes (inches) D x L	Sizes (mm) D x L	Recess (M)	Qty/Box (pcs)	EAN
TFF30Z6716	#6x7/16	3.5x11	#2	900	4712017467160
TFF30Z612	#6x1/2	3.5x13	#2	900	4712018458556
TFF30Z61	#6x1	3.5x25	#2	900	4712018452691
TFF30Z812	#8x1/2	4.2x13	#2	900	4712018569627
TFF30Z834	#8x3/4	4.2x19	#2	900	4712017408347
TFF30Z81	#8x1	4.2x25	#2	900	4712017408811
TFF30Z8114	#8x1-1/4	4.2x32	#2	900	4712017481142
TFF30Z8112	#8x1-1/2	4.2x38	#2	450	4712017481128
TFF30Z82	#8x2	4.2x50	#2	450	4712017481821
TFF30Z8212	#8x2-1/2	4.2x65	#2	225	4712017482125
TFF30Z83	#8x3	4.2x75	#2	225	4712017482323
TFF30Z1034	#10x3/4	4.8x19	#2	900	4712017410340
TFF30Z10114	#10x1-1/4	4.8x32	#2	450	4712017101149

ECONOMY SERIES

Article No. </>	Sizes (inches) D x L	Sizes (mm) D x L	Recess (M)	Qty/Box (pcs)	EAN
TFE30Z6716	#6x7/16	3.5x11	#2	900	6902017467163
TFE30Z812	#8x1/2	4.2x13	#2	900	6902017481121
TFE30Z834	#8x3/4	4.2x19	#2	900	6902017408340
TFE30Z81	#8x1	4.2x25	#2	900	6902017408814
TFE30Z8114	#8x1-1/4	4.2x32	#2	900	6902017481145
TFE30Z8112	#8x1-1/2	4.2x38	#2	450	6902017481121
TFE30Z82	#8x2	4.2x50	#2	450	6902017481824
TFE30Z8212	#8x2-1/2	4.2x65	#2	225	6902017482128
TFE30Z83	#8x3	4.2x75	#2	225	6902017482326
TFE30Z1034	#10x3/4	4.8x19	#2	900	6902017410343
TFE30Z10114	#10x1-1/4	4.8x32	#2	450	6902017401143

FASTENERS & FIXINGS

SINCE 1996

MODIFY TRUSS PHILLIPS HEAD

- Carbon Steel C1022
- Phillips Modify Truss Head
- Black Phosphated



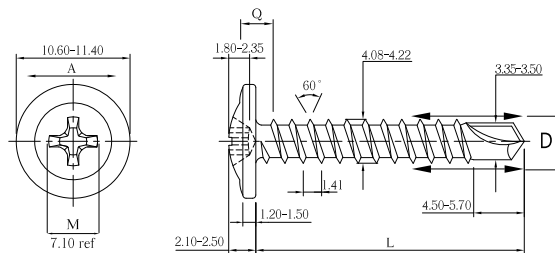
PRO SERIES

Article No. </>	Sizes (inches) D x L	Sizes (mm) D x L	Recess (M)	Qty/Box (pcs)	EAN
TFF30Z6716	#6x7/16	3.5x11	#2	900	4712017467160
TFF30Z612	#6x1/2	3.5x13	#2	900	4712018458556
TFF30Z61	#6x1	3.5x25	#2	900	4712018452691
TFF30Z812	#8x1/2	4.2x13	#2	900	4712018569627
TFF30Z834	#8x3/4	4.2x19	#2	900	4712017408347
TFF30Z81	#8x1	4.2x25	#2	900	4712017408811
TFF30Z8114	#8x1-1/4	4.2x32	#2	900	4712017481142
TFF30Z8112	#8x1-1/2	4.2x38	#2	450	4712017481128
TFF30Z82	#8x2	4.2x50	#2	450	4712017481821
TFF30Z8212	#8x2-1/2	4.2x65	#2	225	4712017482125
TFF30Z83	#8x3	4.2x75	#2	225	4712017482323
TFF30Z1034	#10x3/4	4.8x19	#2	900	4712017410340
TFF30Z10114	#10x1-1/4	4.8x32	#2	450	4712017101149

ECONOMY SERIES

Article No. </>	Sizes (inches) D x L	Sizes (mm) D x L	Recess (M)	Qty/Box (pcs)	EAN
TFE30Z6716	#6x7/16	3.5x11	#2	900	6902017467163
TFE30Z812	#8x1/2	4.2x13	#2	900	6902017481121
TFE30Z834	#8x3/4	4.2x19	#2	900	6902017408340
TFE30Z81	#8x1	4.2x25	#2	900	6902017408814
TFE30Z8114	#8x1-1/4	4.2x32	#2	900	6902017481145
TFE30Z8112	#8x1-1/2	4.2x38	#2	450	6902017481121
TFE30Z82	#8x2	4.2x50	#2	450	6902017481824
TFE30Z8212	#8x2-1/2	4.2x65	#2	225	6902017482128
TFE30Z83	#8x3	4.2x75	#2	225	6902017482326
TFE30Z1034	#10x3/4	4.8x19	#2	900	6902017410343
TFE30Z10114	#10x1-1/4	4.8x32	#2	450	6902017401143

TECHNICAL DATA



REMARKS	
Drive	#2
Breaking torque	47kg cm ↑
Material	C1022
Surface hardness	560 HV ↑
Core hardness	32-43 HRC
Depth of hardness	0.10-0.23 mm


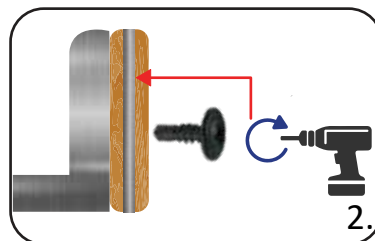
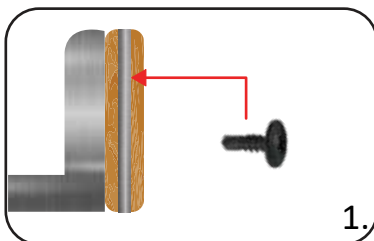
Drive Test	
Load (kg)	15.89
RPM	1800-2500
Steel	1.6 mm
Max test time	3.0 sec

1. HEAD - MODIFY TRUSS PHILLIPS
2. THREAD - FINE
3. DIA - 3.5mm-4.8mm

APPLICATION

Suitable for fixing metal stud in partitioning or metal fabrication.

INSTALLATION



FASTENERS & FIXINGS

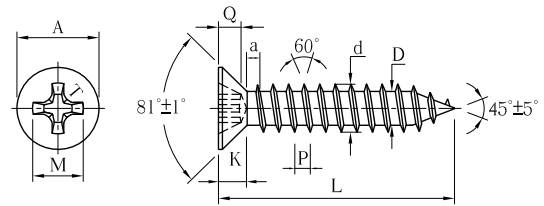
IFI COUNTER SUNK HEAD

- Carbon Steel C1022
- Phillips Countersunk Head
- Nickel Plated 08AL



Article No. </>	Sizes (inches) D x L	Sizes (mm) D x L	Recess (M)	Qty/Box (pcs)	EAN
TFE80612	#6x1/2	3.5x13	#2	900	6902018351324
TFE80658	#6x5/8	3.5x16	#2	900	6902018163511
TFE80634	#6x3/4	3.5x19	#2	900	6902018193511
TFE8061	#6x1	3.5x25	#2	900	6902018253529
TFE806114	#6x1-1/4	3.5x32	#2	900	6902018323536
TFE806112	#6x1-1/2	3.5x38	#2	450	6902018383561
TFE8062	#6x2	3.5x50	#2	450	6902018503563
TFE80812	#8x1/2	4.2x13	#2	900	6902018134262
TFE80858	#8x5/8	4.2x16	#2	900	6902018164252
TFE80834	#8x3/4	4.2x19	#2	900	6902018194259
TFE8081	#8x1	4.2x25	#2	900	6902018254267
TFE808114	#8x1-1/4	4.2x32	#2	900	6902018324281
TFE808112	#8x1-1/2	4.2x38	#2	450	6902018384285
TFE8082	#8x2	4.2x50	#2	450	6902018504287
TFE808212	#8x2-1/2	4.2x65	#2	450	6902018654272
TFE8083	#8x3	4.2x75	#2	225	6902018754262
TFE801012	#10x1/2	4.8x13	#2	900	6902018134873
TFE801034	#10x3/4	4.8x19	#2	900	6902018194877
TFE80101	#10x1	4.8x25	#2	900	6902018254816
TFE8010114	#10x1-1/4	4.8x32	#2	900	6902018324878
TFE8010112	#10x1-1/2	4.8x38	#2	900	6902018384896
TFE80102	#10x2	4.8x50	#2	450	6902018254878
TFE8010212	#10x2-1/2	4.8x65	#2	225	6902018654814
TFE80103	#10x3	4.8x75	#2	225	6902018754873
TFE80104	#10x4	4.8x100	#2	225	6902018100489
TFE80121	#12x1	5.5x25	#3	450	6902018255578
TFE80121114	#12x1-1/4	5.5x32	#3	225	6902018325585
TFE8012112	#12x1-1/2	5.5x38	#3	225	6902018385671
TFE80122	#12x2	5.5x50	#3	225	6902018505574
TFE80123	#12x3	5.5x75	#3	225	6902018755597
TFE80124	#12x4	5.5x100	#3	225	6902018100557

TECHNICAL DATA



SIZE	A	K (ref)	P	a (max)	D	d	M	Q	DRIVE	kg-cm (min)
#6	6.20 7.09	2.11	1.27	1.27	3.35 3.53	2.51 2.64	4.09 4.42	1.83 2.41	2	28
#8	7.42 8.43	2.54	1.41	1.41	4.04 4.22	2.95 3.10	4.47 4.80	2.21 2.79	2	45
#10	8.64 9.78	2.95	1.59	1.59	4.62 4.80	3.43 3.58	4.85 5.18	2.59 3.18	2	65
#12	9.88 11.13	3.35	1.81	1.81	5.28 5.46	3.99 4.17	6.48 6.81	2.95 3.53	3	102

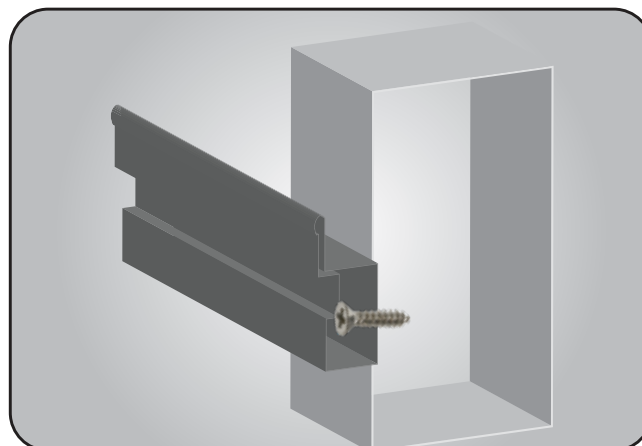
REMARKS	
Material	C1022
Core hardness	28-38 HRC

1. HEAD - COUNTER SUNK
2. THREAD - FINE
3. DIA - 3.5mm-5.5mm
4. RPM - 1800-2500

APPLICATION

Suitable for fixing metal sheet in concrete for metal fabrication & used for furniture fixings.

INSTALLATION



SINCE 1996

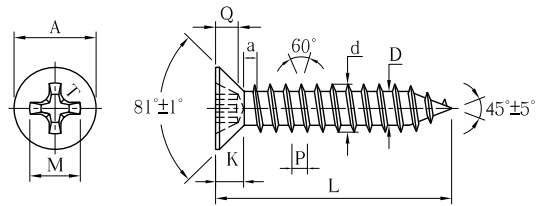
IFI COUNTER SUNK HEAD

- Carbon Steel C1022
- Phillips Countersunk Head
- Zinc Plated

Article No. </>	Sizes (inches) D x L	Sizes (mm) D x L	Recess (M)	Qty/Box (pcs)	EAN
TFE80Z612	#6x1/2	3.5x13	#2	900	6902018213356
TFE80Z658	#6x5/8	3.5x16	#2	900	6902018216357
TFE80Z634	#6x3/4	3.5x19	#2	900	6902018219358
TFE80Z61	#6x1	3.5x25	#2	900	6902018225359
TFE80Z6114	#6x1-1/4	3.5x32	#2	900	6902018232357
TFE80Z6112	#6x1-1/2	3.5x38	#2	450	6902018238359
TFE80Z62	#6x2	3.5x50	#2	450	6902018235501
TFE80Z812	#8x1/2	4.2x13	#2	900	6902018213424
TFE80Z858	#8x5/8	4.2x16	#2	900	6902018219426
TFE80Z834	#8x3/4	4.2x19	#2	900	6902018216425
TFE80Z81	#8x1	4.2x25	#2	900	6902018225427
TFE80Z8114	#8x1-1/4	4.2x32	#2	900	6902018232425
TFE80Z8112	#8x1-1/2	4.2x38	#2	900	6902018235686
TFE80Z82	#8x2	4.2x50	#2	450	6902018625845
TFE80Z8212	#8x2-1/2	4.2x65	#2	450	6902018626521
TFE80Z83	#8x3	4.2x75	#2	225	6902018627528
TFE80Z1012	#10x1/2	4.8x13	#2	900	6902018621007
TFE80Z1034	#10x3/4	4.8x19	#2	900	6902018624589
TFE01Z01	#10x1	4.8x25	#2	900	6902018628594
TFE80Z10114	#10x1-1/4	4.8x32	#2	900	6902018627412
TFE80Z10112	#10x1-1/2	4.8x38	#2	900	6902018627511
TFE80Z102	#10x2	4.8x25	#2	450	6902018624725
TFE80Z10212	#10x2-1/2	4.8x65	#2	225	6902018624756
TFE80Z103	#10x3	4.8x75	#2	225	6902018624824
TFE80Z104	#10x4	4.8x100	#2	225	6902018655187
TFE80Z121	#12x1	5.5x25	#3	450	6902018654586
TFE80Z121114	#12x1-1/4	5.5x32	#3	225	6902018655323
TFE80Z12112	#12x1-1/2	5.5x38	#3	225	6902018655385
TFE80Z122	#12x2	5.5x50	#3	225	6902018655507
TFE80Z123	#12x3	5.5x75	#3	225	6902018655651
TFE80Z124	#12x4	5.5x100	#3	225	6902018651004



TECHNICAL DATA



SIZE	A	K (ref)	P	a (max)	D	d	M	Q	DRIVE	kg-cm (min)
#6	6.20 7.09	2.11	1.27	1.27	3.35 3.53	2.51 2.64	4.09 4.42	1.83 2.41	2	28
#8	7.42 8.43	2.54	1.41	1.41	4.04 4.22	2.95 3.10	4.47 4.80	2.21 2.79	2	45
#10	8.64 9.78	2.95	1.59	1.59	4.62 4.80	3.43 3.58	4.85 5.18	2.59 3.18	2	65
#12	9.88 11.13	3.35	1.81	1.81	5.28 5.46	3.99 4.17	6.48 6.81	2.95 3.53	3	102

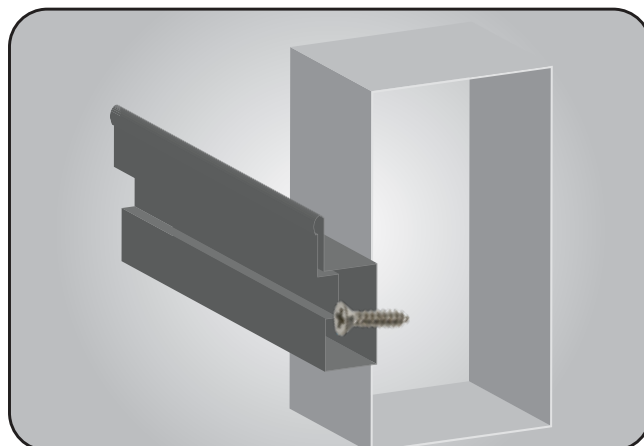
REMARKS	
Material	C1022
Core hardness	28-38 HRC

1. HEAD - COUNTER SUNK
2. THREAD - FINE
3. DIA - 3.5mm-5.5mm
4. RPM - 1800-2500

APPLICATION

Suitable for fixing metal sheet in concrete for metal fabrication & used for furniture fixings.

INSTALLATION



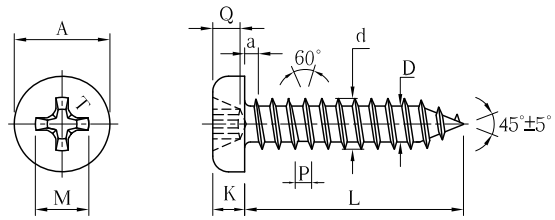
IFI PAN HEAD

- Carbon Steel C1022
- Phillips PAN Head
- Nickel Plated

Article No. </>	Sizes (inches) D x L	Sizes (mm) D x L	Recess (M)	Qty/Box (pcs)	EAN
TFE81612	#6x1/2	3.5x13	#2	900	6902018356787
TFE81658	#6x5/8	3.5x16	#2	900	6902018356794
TFE81634	#6x3/4	3.5x19	#2	900	6902018356190
TFE8161	#6x1	3.5x25	#2	900	6902018356251
TFE816114	#6x1-1/4	3.5x32	#2	900	6902018356329
TFE816112	#6x1-1/2	3.5x38	#2	900	6902018356381
TFE8162	#6x2	3.5x50	#2	450	6902018356503
TFE81812	#8x1/2	4.2x13	#2	900	6902018426138
TFE81858	#8x5/8	4.2x16	#2	900	6902018426169
TFE81834	#8x3/4	4.2x19	#2	900	6902018426190
TFE8181	#8x1	4.2x25	#2	900	6902018426251
TFE818114	#8x1-1/4	4.2x32	#2	900	6902018426329
TFE818112	#8x1-1/2	4.2x38	#2	900	6902018426381
TFE8182	#8x2	4.2x50	#2	450	6902018426503
TFE818212	#8x2-1/2	4.2x65	#2	450	6902018426657
TFE8183	#8x3	4.2x75	#2	225	6902018426756
TFE811012	#10x1/2	4.8x13	#2	900	6902018486132
TFE811034	#10x3/4	4.8x19	#2	900	6902018486194
TFE81101	#10x1	4.8x25	#2	900	6902018486255
TFE8110114	#10x1-1/4	4.8x32	#2	900	6902018486323
TFE8110112	#10x1-1/2	4.8x38	#2	450	6902018486385
TFE81102	#10x2	4.8x50	#2	450	6902018486248
TFE8110212	#10x2-1/2	4.8x65	#2	450	6902018486651
TFE81103	#10x3	4.8x75	#2	225	6902018486750
TFE81104	#10x4	4.8x100	#2	225	6902018100489
TFE81121	#12x1	5.5x25	#3	900	6902018556255
TFE81121114	#12x1-1/4	5.5x32	#3	450	6902018556323
TFE8112112	#12x1-1/2	5.5x38	#3	450	6902018556385
TFE81122	#12x2	5.5x50	#3	225	6902018556507
TFE81123	#12x3	5.5x75	#3	225	6902018556750
TFE81124	#12x4	5.5x100	#3	225	6902018100557



TECHNICAL DATA



SIZE	A	K	P	a (max.)	D	d	M	Q	DRIVE	kg-cm (mm)
#6	6.50 6.86	2.21 2.46	1.27	1.27	3.35 3.53	2.51 2.64	3.89 4.22	1.40 2.03	2	28
#8	7.77 8.15	2.67 2.92	1.41	1.41	4.04 4.22	2.95 3.10	4.29 4.62	1.80 2.46	2	45
#10	9.07 9.47	3.10 3.38	1.59	1.59	4.62 4.80	3.43 3.58	4.72 5.05	2.26 2.87	2	65
#12	10.34 10.80	3.53 3.84	1.81	1.81	5.28 5.46	3.99 4.17	6.25 6.58	2.49 3.15	3	102

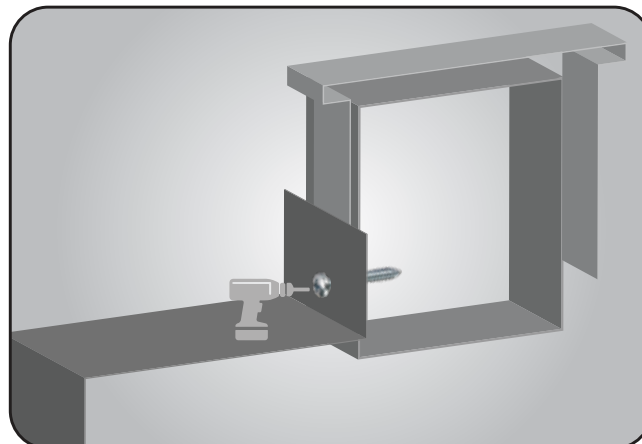
REMARKS	
Material	C1022
Core hardness	28-38 HRC

1. HEAD - PAN
2. THREAD - FINE
3. DIA - 3.5mm-5.5mm

APPLICATION

Suitable for fixing metal stud with metal channel.


INSTALLATION



SINCE 1996

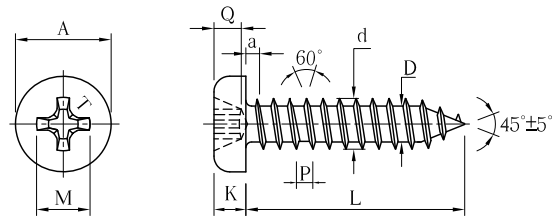
IFI PAN HEAD

- Carbon Steel C1022
- Phillips PAN Head
- Zinc Plated

Article No. </>	Sizes (inches) D x L	Sizes (mm) D x L	Recess (M)	Qty/Box (pcs)	EAN 
TFE81Z612	#6x1/2	3.5x13	#2	900	6902018425124
TFE81Z658	#6x5/8	3.5x16	#2	900	6902018457125
TFE81Z634	#6x3/4	3.5x19	#2	900	6902018448529
TFE81Z61	#6x1	3.5x25	#2	900	6902018448437
TFE81Z6114	#6x1-1/4	3.5x32	#2	900	6902018448444
TFE81Z6112	#6x1-1/2	3.5x38	#2	900	6902018448567
TFE81Z62	#6x2	3.5x50	#2	450	6902018448673
TFE81Z812	#8x1/2	4.2x13	#2	900	6902018448895
TFE81Z858	#8x5/8	4.2x16	#2	900	6902018448161
TFE81Z834	#8x3/4	4.2x19	#2	900	6902018448475
TFE81Z81	#8x1	4.2x25	#2	900	6902018447584
TFE81Z8114	#8x1-1/4	4.2x32	#2	900	6902018447744
TFE81Z8112	#8x1-1/2	4.2x38	#2	900	6902018444224
TFE81Z82	#8x2	4.2x50	#2	450	6902018444507
TFE81Z8212	#8x2-1/2	4.2x65	#2	450	6902018444651
TFE81Z83	#8x3	4.2x75	#2	225	6902018444750
TFE81Z1012	#10x1/2	4.8x13	#2	900	6902018448130
TFE81Z1034	#10x3/4	4.8x19	#2	900	6902018448161
TFE81Z101	#10x1	4.8x25	#2	900	6902018448253
TFE81Z10114	#10x1-1/4	4.8x32	#2	900	6902018448321
TFE81Z10112	#10x1-1/2	4.8x38	#2	450	6902018448383
TFE81Z102	#10x2	4.8x50	#2	450	6902018448505
TFE81Z10212	#10x2-1/2	4.8x65	#2	450	6902018448659
TFE81Z103	#10x3	4.8x75	#2	225	6902018448758
TFE81Z104	#10x4	4.8x100	#2	225	6902018448109
TFE81Z121	#12x1	5.5x25	#3	900	6902018441254
TFE81Z121114	#12x1-1/4	5.5x32	#3	450	6902018445535
TFE81Z12112	#12x1-1/2	5.5x38	#3	450	6902018455381
TFE81Z122	#12x2	5.5x50	#3	225	6902018455503
TFE81Z123	#12x3	5.5x75	#3	225	6902018455657
TFE81Z124	#12x4	5.5x100	#3	225	6902018495622



TECHNICAL DATA



SIZE	A	K	P	a (max)	D	d	M	Q	DRIVE	kg·cm (min)
#6	6.50	2.21	1.27	1.27	3.35	2.51	3.89	1.40	2	28
	6.86	2.46			3.53	2.64	4.22	2.03		
#8	7.77	2.67	1.41	1.41	4.04	2.95	4.29	1.80	2	45
	8.18	2.92			4.22	3.10	4.62	2.46		
#10	9.07	3.10	1.59	1.59	4.62	3.43	4.72	2.26	2	65
	9.47	3.38			4.80	3.58	5.05	2.87		
#12	10.34	3.53	1.81	1.81	5.28	3.99	6.25	2.49	3	102
	10.80	3.84			5.46	4.17	6.58	3.15		

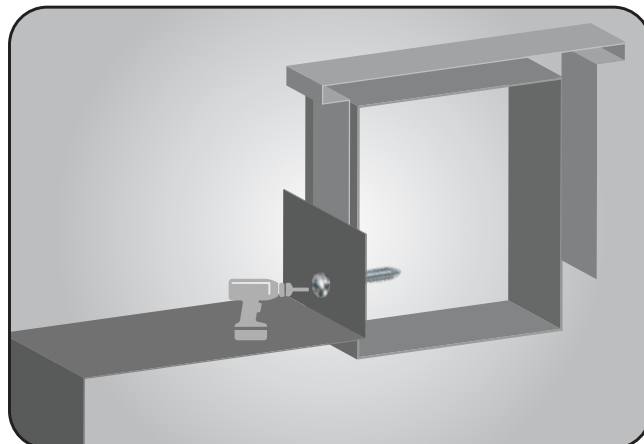
REMARKS	
Material	C1022
Core hardness	28-38 HRC

1. HEAD - PAN
2. THREAD - FINE
3. DIA - 3.5mm-5.5mm

APPLICATION

Suitable for fixing metal stud with metal channel.

INSTALLATION



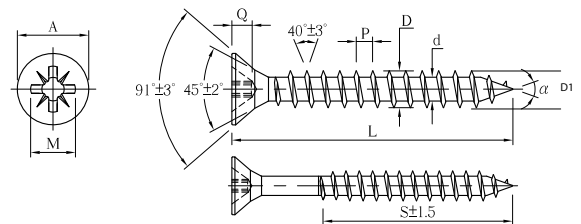
CHIPBOARD SCREWS

- Carbon Steel C1022
- Countersunk Head Screw
- Zinc Plated
- Pozi Double Flat Head

Article No. </>	Sizes (D1)	Length	Recess (M)	Qty/Box (pcs)	EAN
TFE903016	M3.0	x16MM	#1	900	6902018301619
TFE903020	M3.0	x20MM	#1	900	6902018302012
TFE903025	M3.0	x25MM	#1	900	6902018302517
TFE903030	M3.0	x30MM	#1	900	6902018303019
TFE903040	M3.0	x40MM	#1	900	6902018304016
TFE903050	M3.0	x50MM	#1	900	6902018305013
TFE903516	M3.5	x16MM	#2	900	6902018351614
TFE903520	M3.5	x20MM	#2	900	6902018352017
TFE903525	M3.5	x25MM	#2	900	6902018352512
TFE903530	M3.5	x30MM	#2	900	6902018353014
TFE903540	M3.5	x40MM	#2	900	6902018354011
TFE903550	M3.5	x50MM	#2	900	6902018355018
TFE903560	M3.5	x60MM	#2	900	6902018458535
TFE904016	M4.0	x16MM	#2	900	6902018401616
TFE904025	M4.0	x25MM	#2	900	6902018402514
TFE904030	M4.0	x30MM	#2	900	6902018403016
TFE904040	M4.0	x40MM	#2	900	6902018404013
TFE904050	M4.0	x50MM	#2	450	6902018405010
TFE904060	M4.0	x60MM	#2	450	6902018406017
TFE904070	M4.0	x70MM	#2	450	6902018407014
TFE904080	M4.0	x80MM	#2	450	6902018408011
TFE905030	M5.0	x30MM	#1	900	6902018503013
TFE905040	M5.0	x40MM	#1	900	6902018504010
TFE905045	M5.0	x45MM	#1	900	6902018504515
TFE905050	M5.0	x50MM	#1	450	6902018505017
TFE905060	M5.0	x60MM	#1	450	6902018506014
TFE905070	M5.0	x70MM	#1	450	6902018507011
TFE905080	M5.0	x80MM	#2	450	6902018508018
TFE906080	M6.0	x80MM	#3	450	6902018608015
TFE9060100	M6.0	x100MM	#3	225	6902018601009
TFE9060150	M6.0	x150MM	#3	225	6902018601504



TECHNICAL DATA



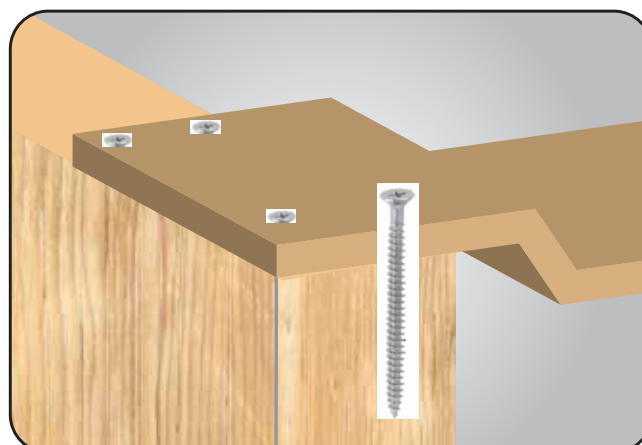
SIZE	A	M	Q	P	D	d	DRIVE	TORQUE kg-cm
M3.0	5.50 6.00	3.00 ref	1.60 2.05	1.35	2.75 3.00	1.70 2.00	1	15 min
M3.5	6.50 7.00	4.00 ref	1.60 2.10	1.60	3.20 3.50	1.90 2.20	2	20 min
M4.0	7.50 8.00	4.20 ref	2.05 2.50	1.80	3.70 4.00	2.20 2.50	2	31 min
M5.0	9.50 10.00	5.00 ref	3.00 3.45	2.20	4.70 5.00	2.80 3.10	2	63 min
M6.0	11.50 12.00	6.30 ref	3.00 3.45	2.60	5.70 6.00	3.50 3.80	3	110 min

1. HEAD - COUNTERSUNK HEAD
2. THREAD - FINE
3. DIA - 3.0mm- 6.0mm

APPLICATION

Suitable for fixing wooden sheet with heavy wood for flooring.

INSTALLATION



SINCE 1996

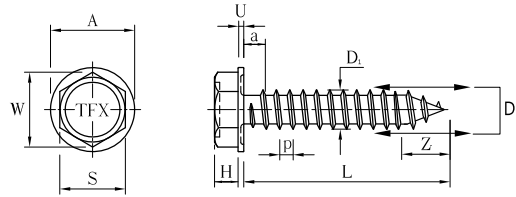
IFI HEX WASHER HEAD

- Carbon Steel C1022
- Hex Washer Head Screw
- Zinc Plated
- With EPDM Seal Washer

Article No. </>	Sizes (inches) D x L	Sizes (mm) D x L	Recess (M)	Qty/Box (pcs)	EAN
TFF150SS1434	#14x3/4	6.0x19	3/8"	450	4712018831918
TFF150SS141	#14x1	6.0x25	3/8"	450	4712018832519
TFF150SS14114	#14x1-1/4	6.0x32	3/8"	450	4712018833219
TFF150SS14112	#14x1-1/2	6.0x38	3/8"	225	4712018833810
TFF150SS142	#14x2	6.0x50	3/8"	225	4712018835012
TFF150SS14212	#14x2-1/2	6.0x65	3/8"	225	4712018836514
TFF150SS143	#14x3	6.0x75	3/8"	180	4712018837511
TFF150SS144	#14x4	6.0x100	3/8"	135	4712018831007
TFF150SS145	#14x5	6.0x125	3/8"	90	4712018831250
TFF150SS146	#14x6	6.0x150	3/8"	90	4712018831502



TECHNICAL DATA



SIZE	A	H	P	a (max)	D	S	w (min)	U	z	kg/cm (mm)
(#14)	12.19	4.37	1.81	1.81	6.10	9.32	10.39	0.76	8.00	173
	13.21	4.83			6.25	9.53		1.27	9.00	


REMARKS	
Material	C1022
Surface hardness	545-654 HV
Core hardness	32-40 HRC

1. HEAD - HEX WASHER
2. THREAD - FINE
3. DIA - UPTO 6.0mm
4. SUITABLE FOR FIXING HEAVY GAUGE METAL WITH WOODEN STUD
5. RPM - 1000-1800
6. LOAD - 22.70 KG

APPLICATION

Suitable for fixing heavy gauge metal with wooden stud.


INSTALLATION



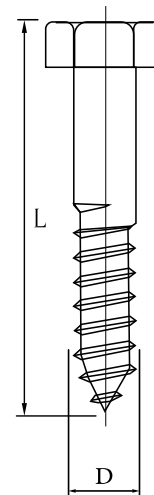
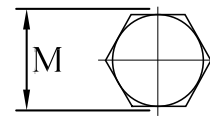
COACH SCREWS

- Carbon Steel Q195
- Hexagonal Head Screw
- Zinc Plated
- Suitable For Fixing or Joining With Heavy Timbers




Article No. </>	Sizes (Inches) DxL	Size (mm) DxL	Qty/Box (pcs)	EAN 
TFE1605161	#5/16x1	8x25	1500	6902018574587
TFE160516112	#5/16x1-1/2	8x38	1500	6902018583879
TFE1605162	#5/16x2	8x50	1200	6902018058261
TFE160516212	#5/16x2-1/2	8x65	1000	6902018568210
TFE1605163	#5/16x3	8x75	750	6902018573610
TFE1605164	#5/16x4	8x100	400	6902018001847
TFE16038112	#3/8x1-1/2	10x38	800	6902018830102
TFE160382	#3/8x2	10x50	750	6902018050128
TFE16038212	#3/8x2-1/2	10x65	700	6902018560122
TFE160383	#3/8x3	10x75	700	6902018575447
TFE160384	#3/8x4	10x100	500	6902018585873
TFE160385	#3/8x5	10x125	400	6902018100526
TFE160146	#1/4x6	6x150	500	6902018104555
TFE160122	#1/2x2	12x50	500	6902018245807
TFE160123	#1/2x3	12x75	350	6902018275842
TFE160124	#1/2x4	12x100	300	6902018100250
TFE160125	#1/2x5	12x125	200	6902018101257
TFE160126	#1/2x6	12x150	200	6902018101547
TFE160128	#1/2x8	12x200	140	6902018102049

SIZE IDENTIFICATION




INSTALLATION



SINCE 1996

WOOD SCREWS (PHILLIPS HEAD)

- Carbon Steel Q195
- Phillips Head
- Brass Plated

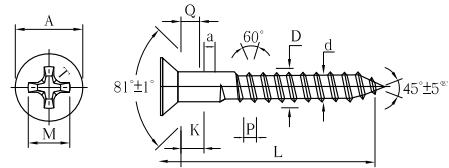
Article No. </>	Sizes (inches) D x L	Sizes (mm) D x L	Recess (M)	Qty/Box (pcs)	EAN 
TFE170B81	#8x1	4.2x25	#2	10000	6902018164573
TFE170B8114	#8x1-1/4	4.2x32	#2	10000	6902018132510
TFE170B8112	#8x1-1/2	4.2x38	#2	10000	6902018138123
TFE170B82	#8x2	4.2x50	#2	10000	6902018150415
TFE170B8212	#8x2-1/2	4.2x65	#2	10000	6902018155694
TFE170B83	#8x3	4.2x75	#2	10000	6902018155755
TFE170B10114	#10x1-1/4	4.8x32	#2	5000	6902018275811
TFE170B10112	#10x1-1/2	4.8x38	#2	5000	6902018152396
TFE170B102	#10x2	4.8x50	#2	5000	6902018520485
TFE170B103	#10x3	4.8x75	#2	2500	6902018575898
TFE170B104	#10x4	4.8x100	#2	2500	6902018510066

Special Features

Phillips head provides centered torque.
 Sharp threads provides smooth drive.
 Sharp tapping cut prevents movement of the surface of the fixture.
 Shine brass material for high visibility.



TECHNICAL DATA




SIZE	A	K (ref)	P	a (max)	D	d	M	Q	DRIVE	kg-cm (mm)
#8	7.42 8.43	2.54	1.41	1.41	4.04 4.22	2.95 3.10	4.47 4.80	2.21 2.79	2	45
#10	8.64 9.78	2.95	1.59	1.59	4.62 4.80	3.43 3.58	4.85 5.18	2.59 3.18	2	65
#12	9.88 11.13	3.35	1.81	1.81	5.28 5.46	3.99 4.17	6.48 6.81	2.95 3.53	3	102

REMARKS	
Material	C1022
Core hardness	28-38 HRC

1. HEAD - PHILLIPS COUNTER SUNK
2. THREAD - FINE
3. DIA - 3.5mm-5.5mm
4. RPM - 1800-2500

WOOD SCREWS (PHILLIPS HEAD)

- Carbon Steel Q195
- Phillips Head
- Zinc Plated

Article No. </>	Sizes (inches) D x L	Sizes (mm) D x L	Recess (M)	Qty/Box (pcs)	EAN 
TFE170Z8114	#8x1-1/4	4.2x32	#2	10000	6902018232449
TFE170Z8112	#8x1-1/2	4.2x38	#2	10000	6902018458559
TFE170Z82	#8x2	4.2x50	#2	10000	6902018052429
TFE170Z8212	#8x2-1/2	4.2x65	#2	10000	6902018485487
TFE170Z83	#8x3	4.2x75	#2	10000	6902018854856
TFE170Z10114	#10x1-1/4	4.8x32	#2	5000	6902018482363
TFE170Z10112	#10x1-1/2	4.8x38	#2	5000	6902018428446
TFE170Z102	#10x2	4.8x50	#2	5000	6902018548458
TFE170Z103	#10x3	4.8x75	#2	2500	6902018546744
TFE170Z104	#10x4	4.8x100	#2	2500	6902018754828

Special Features


Phillips head provides centered torque.
 Sharp threads provides smooth drive.
 Sharp tapping cut prevents movement of the surface of the fixture.
 Shine Zinc material for high visibility.



APPLICATION


Suitable for fixing heavy wooden stud.

INSTALLATION



WOOD SCREWS (SLOTTED HEAD)

- Carbon Steel Q195
- Slotted Head
- Brass Plated

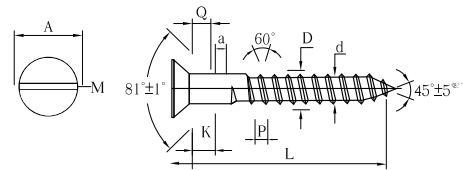
Article No. </>	Sizes (inches) D x L	Sizes (mm) D x L	Qty/Box (pcs)	EAN 
TFE190B81	#8x1	4.2x25	10000	6902018825450
TFE190B8114	#8x1-1/4	4.2x32	10000	6902018832540
TFE190B8112	#8x1-1/2	4.2x38	10000	6902018838696
TFE190B82	#8x2	4.2x50	10000	6902018850254
TFE190B8212	#8x2-1/2	4.2x65	10000	6902018865852
TFE190B83	#8x3	4.2x75	10000	6902018875691
TFE190B10114	#10x1-1/4	4.8x32	5000	6902018103251
TFE190B10112	#10x1-1/2	4.8x38	5000	6902018103855
TFE190B102	#10x2	4.8x50	5000	6902018105026
TFE190B103	#10x3	4.8x75	2500	6902018107532
TFE190B104	#10x4	4.8x100	2500	6902018101004

Special Features

Slotted head provides centered torque.
 Sharp threads provides smooth drive.
 Sharp tapping cut prevents movement of the surface of the fixture.
 Shine brass material for high visibility.



TECHNICAL DATA




SIZE	A	K (ref)	P	a (max)	D	d	M	Q	DRIVE	kg-cm (mm)
#8	7.42 8.43	2.54	1.41	1.41	4.04 4.22	2.95 3.10	4.47 4.80	2.21 2.79	2	45
#10	8.64 9.78	2.95	1.59	1.59	4.62 4.80	3.43 3.58	4.85 5.18	2.59 3.18	2	65
#12	9.88 11.13	3.35	1.81	1.81	5.28 5.46	3.99 4.17	6.48 6.81	2.95 3.53	3	102

REMARKS	
Material	C1022
Core hardness	28-38 HRC

1. HEAD - PHILLIPS COUNTER SUNK
2. THREAD - FINE
3. DIA - 3.5mm-5.5mm
4. RPM - 1800-2500

WOOD SCREWS (SLOTTED HEAD)

- Carbon Steel Q195
- Slotted Head
- Zinc Plated

Article No. </>	Sizes (inches) D x L	Sizes (mm) D x L	Qty/Box (pcs)	EAN 
TFE190Z81	#8x1	4.2x25	10000	6902018251235
TFE190Z8114	#8x1-1/4	4.2x32	10000	6902018321143
TFE190Z8112	#8x1-1/2	4.2x38	10000	6902018381123
TFE190Z82	#8x2	4.2x50	10000	6902018502832
TFE190Z8212	#8x2-1/2	4.2x65	10000	6902018652124
TFE190Z83	#8x3	4.2x75	10000	6902018753852
TFE190Z10114	#10x1-1/4	4.8x32	5000	6902018324113
TFE190Z10112	#10x1-1/2	4.8x38	5000	6902018382113
TFE190Z102	#10x2	4.8x50	5000	6902018502450
TFE190Z103	#10x3	4.8x75	2500	6902018751032
TFE190Z104	#10x4	4.8x100	2500	6902018100526

Special Features


Slotted head provides centered torque.
 Sharp threads provides smooth drive.
 Sharp tapping cut prevents movement of the surface of the fixture.
 Shine zinc material for high visibility.



APPLICATION

Suitable for fixing hinges in windows & doors.

INSTALLATION

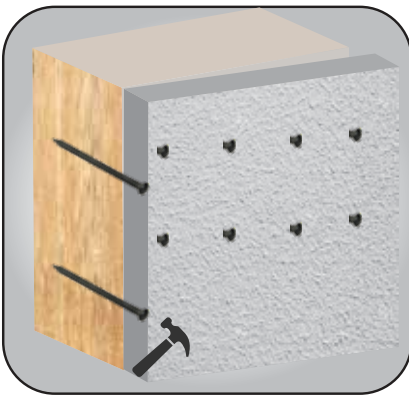


SINCE 1996

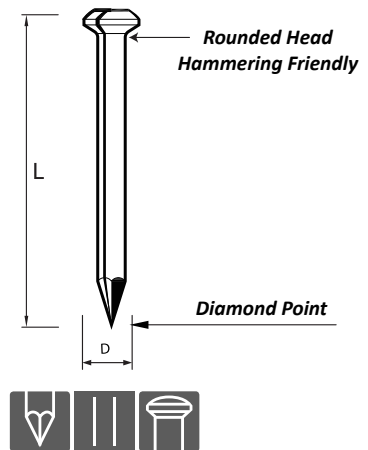
STEEL BLACK CONCRETE NAILS

- Steel Grade 55
- For Concrete Use
- Material Hardness 49-52

Article No. </>	Sizes (mm) D x L	Sizes (Inches) D x L	Qty/Box (pcs)	EAN
TFE210225	#2x25	#2x1	10000	6902018225113
TFE210340	#3x40	#3x1-1/2	6000	6902018340113
TFE210350	#3x50	#3x2	4000	6902018350105
TFE210360	#3x60	#3x2-1/2	3500	6902018360357
TFE210370	#3x70	#3x3	3500	6902018370356
TFF2103100	#42x100	#42x4	2000	6902018310024



SIZE IDENTIFICATION





APPLICATION

Suitable for fixing soft & hard wood with concrete, bricks, stones etc

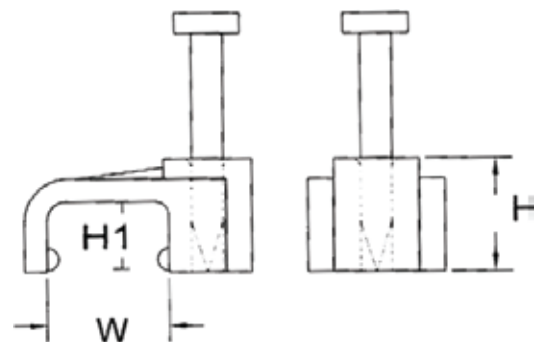
STEEL SPIRAL CONCRETE NAILS

- Steel Grade 55
- For Concrete Use
- Material Hardness 49-52

Article No. </>	Sizes (inches) D x L	Sizes (mm) D x L	Weight/Box (Kg)	EAN
TFE2203025	#3.0x25	3x1	15	6902018253017
TFE2203240	#3.2x40	3.2x1-1/2	15	6902018403214
TFE2203650	#3.6x50	3.6x2	15	6902018365017
TFE2204060	#4.0x60	4x2-1/2	15	6902018406017
TFE2204270	#4.2x70	4.2x3	15	6902018427012
TFE22045100	#4.5x100	4.5x4	15	6902018451000



SIZE IDENTIFICATION




SINCE 1996

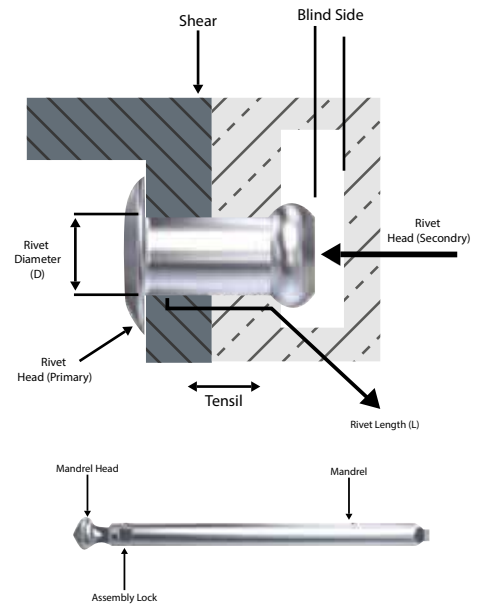
ALUMINIUM BLIND RIVETS

- Aluminium 5050 Sleeve
- Steel Q195 Galvanized

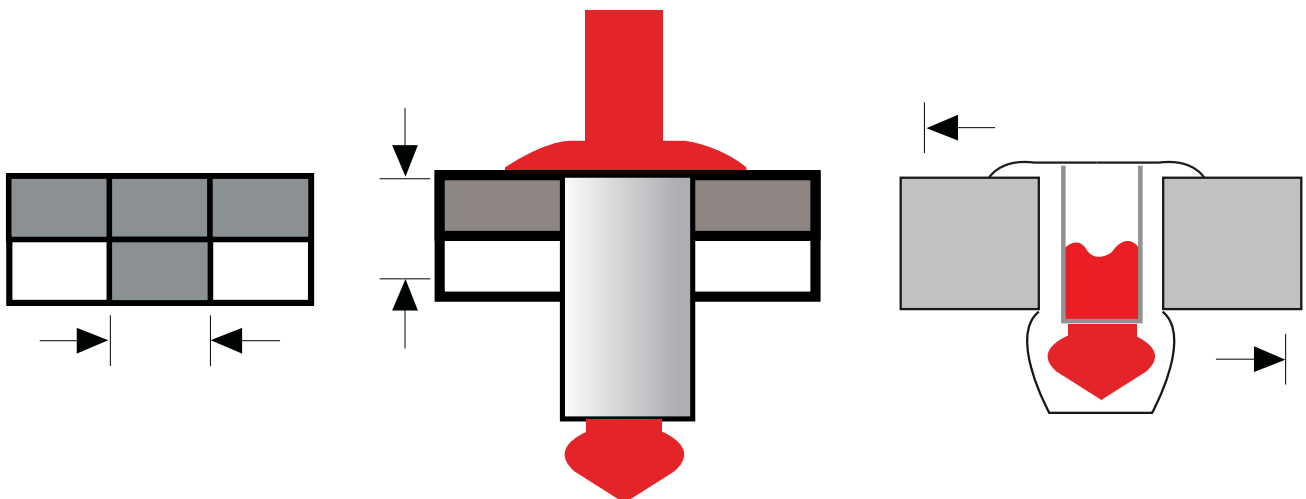


Article No. </>	Sizes DxL (mm)	Recess (M)	Qty/Box (pcs)	EAN 
TFE230326	3.2x6	1-3	800	6902017232068
TFE230328	3.2x8	3-5	800	6902017232082
TFE2303210	3.2x10	5-7	800	6902017232105
TFE2303212	3.2x12	7-9	800	6902017232129
TFE2303214	3.2x14	9-11	800	6902017232143
TFE2303216	3.2x16	11-13	800	6902017232167
TFE2303219	3.2x19	14-16	800	6902017232198
TFE2303225	3.2x25	18-22	800	6902017232259
TFE230408	4.0x8	2-4	800	6902017248083
TFE2304010	4.0x10	4-6	800	6902017240100
TFE2304012	4.0x12	6-8	800	6902017240124
TFE2304014	4.0x14	8-10	800	6902017240148
TFE2304016	4.0x16	10-12	800	6902017240162
TFE2304019	4.0x19	13-15	800	6902017240193
TFE2304025	4.0x25	17-21	800	6902017240254
TFE230488	4.8x8	2-3	800	6902017248083
TFE2304810	4.8x10	3-5	800	6902017248106
TFE2304812	4.8x12	5-7	800	6902017248120
TFE2304814	4.8x14	7-9	800	6902017248144
TFE2304816	4.8x16	9-11	400	6902017248168
TFE2304819	4.8x19	12-14	400	6902017248199
TFE2304822	4.8x22	14-17	400	6902017248229
TFE2304825	4.8x25	17-20	400	6902017248250
TFE2304830	4.8x30	21-25	400	6902017248304
TFE2304835	4.8x35	27-30	400	6902017248359
TFE2304840	4.8x40	33-35	200	6902017248403

TECHNICAL DATA




FASTENERS & FIXINGS



SINCE 1996

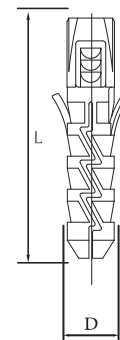
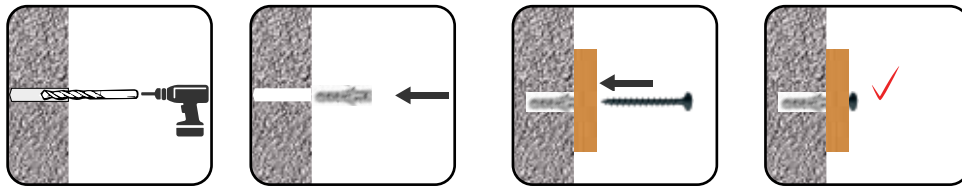
EXPANSION PLUG

- Suitable For Solid Building Materials As Concrete, Full Brick, Clinker Brick Stones

Article No. </>	Drill Hole Diameter (mm)	Anchor (mm)	Thread	Qty/Box (pcs)	EAN 
TFE240630	6	30	M4	36	6902018463041
TFE240840	8	40	M6	36	6902018840613
TFE2401050	10	50	M8	36	6902018105088
TFE2401470	14	70	M10	36	6902018147019
TFE2401680	16	80	M12	36	6902018168014




SIZE IDENTIFICATION



GYPSUM BOARD PLUG

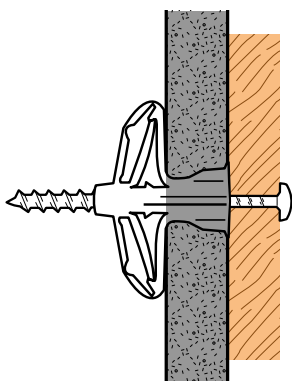
- Suitable For Fixing of Plaster Board, Hard Board & Plywood

Article No. </>	Size (mm)	EAN 
TFXGBP10G	8	6902018812450



APPLICATION

Drill a hole in the plasterboard. Insert the nylon cavity anchor in the hole until it is in the same level at the wall surface. Place the object and install the screw. Nylon cavity Anchor will draw together in the wall cavity



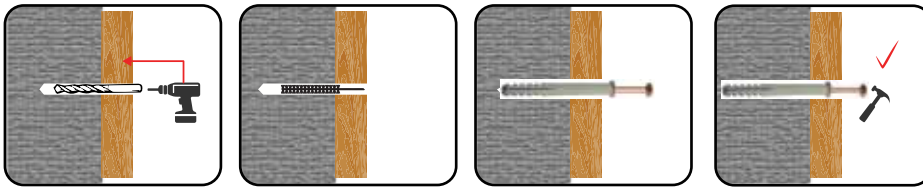
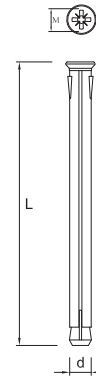
FRAME & HAMMER FIXINGS

- Carbon Steel C1008 Screw
- Zinc Plated With Phillips Head
- Suitable For Solid Building Materials as Concrete, Bricks Etc



Article No. </>	Sizes D (mm)	Sizes L (mm)	Qty/Box (pcs)	EAN
TFE640	6	40	100	6902018406062
TFE650	6	50	100	6902018506052
TFE660	6	60	100	6902018606356
TFE680	6	80	100	6902018806541
TFE860	8	60	100	6902018608145
TFE880	8	80	100	6902018808651
TFE8100	8	100	100	6902018100816
TFE1080	10	80	100	6902018801034
TFE10100	10	100	100	6902018100106
TFE10120	10	120	100	6902018120104
TFE10140	10	140	50	6902018140102

SIZE IDENTIFICATION




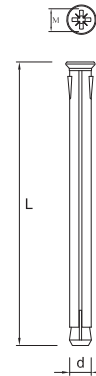
METAL FRAME ANCHOR

- Metal Sleeve, Steel Sheet Metal
- Carbon Steel Q195 Bolt, Zinc Plated With Pozi Phillips Head
- Mostly Used For Fixing Doors & Windows



Article No. </>	Sizes D (mm)	Sizes L (mm)	Qty/Box (pcs)	EAN
TFE640	6	40	100	6902018406062
TFE650	6	50	100	6902018506052
TFE660	6	60	100	6902018606356
TFE680	6	80	100	6902018806541
TFE860	8	60	100	6902018608145
TFE880	8	80	100	6902018808651
TFE8100	8	100	100	6902018100816
TFE1080	10	80	100	6902018801034
TFE10100	10	100	100	6902018100106
TFE10120	10	120	100	6902018120104
TFE10140	10	140	50	6902018140102

SIZE IDENTIFICATION



FASTENERS & FIXINGS

SINCE 1996

HEAVY DUTY FIX BOLT (4 PCS)

- Carbon Steel Q195, White & Yellow Zinc Plated
- Suitable For Fixing Handrails, Concrete, Natural Stone Hollow Brick & Solid Bricks

YELLOW PLATED

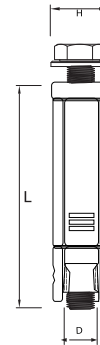
Article No. </>	Sizes (Metric)	Sizes L (mm)	Sizes L (mm)	Qty/Box (pcs)	EAN
TFE270645	M6	45	10	100	6902018645102
TFE270855	M8	55	13	50	6902018855136
TFE2701065	M10	65	17	30	6902018106511
TFE2701290	M12	90	19	20	6902018129091
TFE27016110	M16	110	24	9	6902018161107

ZINC PLATED

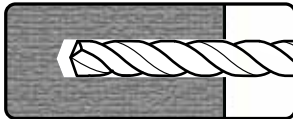
Article No. </>	Sizes (Metric)	Sizes L (mm)	Sizes L (mm)	Qty/Box (pcs)	EAN
TFE2702645	M6	45	10	100	6902018515535
TFE2702855	M8	55	13	50	6902018518895
TFE27021065	M10	65	17	30	6902018514446
TFE27021290	M12	90	19	20	6902018483513
TFE270216110	M16	110	24	9	6902018413565




SIZE IDENTIFICATION



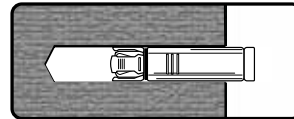
Drill in substrate a hole of an appropriate diameter and depth



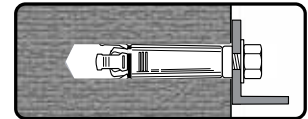
Clean the drilled hole



Put the anchor in the hole.



Screw the bolt in anchor & drive bolt till secure.



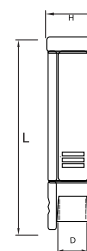
FIX BOLT SHIELD

- Carbon Steel Q195
- Yellow & White Zinc Plated

Article No. </>	Sizes (Metric)	Sizes L (mm)	Sizes L (mm)	Qty/Box (pcs)	EAN
TFE270645	M6	45	10	100	6902018645102
TFE270855	M8	55	13	50	6902018855136
TFE2701065	M10	65	17	30	6902018106511
TFE2701290	M12	90	19	20	6902018129091
TFE27016110	M16	110	24	9	6902018161107



SIZE IDENTIFICATION



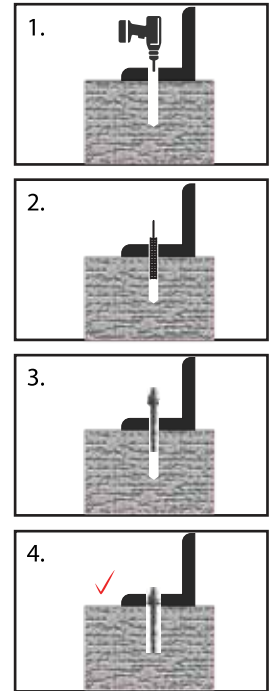
FASTENERS & FIXINGS

THROUGH BOLT

- Carbon Steel Q195
- White Zinc Plated
- For Fixing of Pipe Ducts, Handrails, Storage Racking Etc.



Article No. </>	Sizes (Metric)	Sizes L (mm)	Wrench (mm)	Qty/Box (pcs)	EAN
TFE310880	M8	80	13	100	6902017180802
TFE3108100	M8	100	13	100	6902017181007
TFE3108120	M8	120	13	100	6902017181205
TFE3101080	M10	80	17	100	6902017010802
TFE31010100	M10	100	17	50	6902017101203
TFE31010120	M10	120	17	50	6902017101203
TFE31010150	M10	150	17	50	6902017101500
TFE31010200	M10	200	17	25	6902017102002
TFE31012100	M12	100	19	50	6902017121003
TFE31012120	M12	120	19	50	6902017121201
TFE31012150	M12	150	19	50	6902017121508
TFE31016100	M16	100	24	50	6902017161009
TFE31016120	M16	120	24	25	6902017161207
TFE31016150	M16	150	24	25	6902017161504



APPLICATION

Drill in substrate a hole of an appropriate diameter and depth. Clean the drilled hole.
Put the anchor in the hole with the help of hammer.
Screw the bolt in anchor & drive bolt till secure.

TECHNICAL DATA

Anchor size		M8	M10	M12	M16
Maximum tension loads in concrete	kN	2.1	3.1	4	7
Minimum spacing	mm	85	110	150	170
Minimum Edge distance	mm	70	90	110	140
Minimum base material thickness	mm	180	200	220	260
Recommended tightening torque	Nm	20	30	50	120
Wrench size	mm	13	17	19	24

THREADED STUD

- Carbon Steel C1022
- Yellow Zinc Plated
- Hex Drive, Beveled Tip



Article No. </>	Sizes (Metric)	Sizes L (mm)	Qty/Box (pcs)	EAN
TFE32010130	M10	130	100	6902018101301
TFE32012150	M12	150	50	6902018121507
TFE32016165	M16	165	40	6902018161657
TFE32016195	M16	195	30	6902018161954
TFE32020260	M20	260	15	6902018202602
TFE32024300	M24	300	10	6902018243001

APPLICATION


Drill in substrate a hole of an appropriate diameter and depth for stud size being used. Clean the drill hole. fill the hole with the required resin to the recommended fill level. Insert the threaded stud slowly and with a slight twisting motion until the required embedment depth is reached. Leave undisturbed until curing time of resin has elapsed. Attach fixture and tighten the nut to the required installation torque.

SINCE 1996

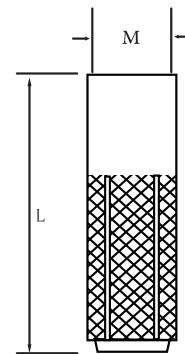
DROP IN ANCHOR

- Carbon Steel Q195
- Zinc Plated
- Suitable For Fixing of Threaded Rod, Suspended Ceilings Scaffoldings & Ventilation.



Article No. </>	Sizes (Metric)	Sizes L (mm)	Qty/Box (pcs)	EAN 
TFE280625	M6	25	100	6902017602502
TFE280830	M8	30	100	6902017803008
TFE2801040	M10	40	50	6902017104006
TFE2801250	M12	50	50	6902017125001
TFE2801665	M16	60	10	6902018166508

SIZE IDENTIFICATION

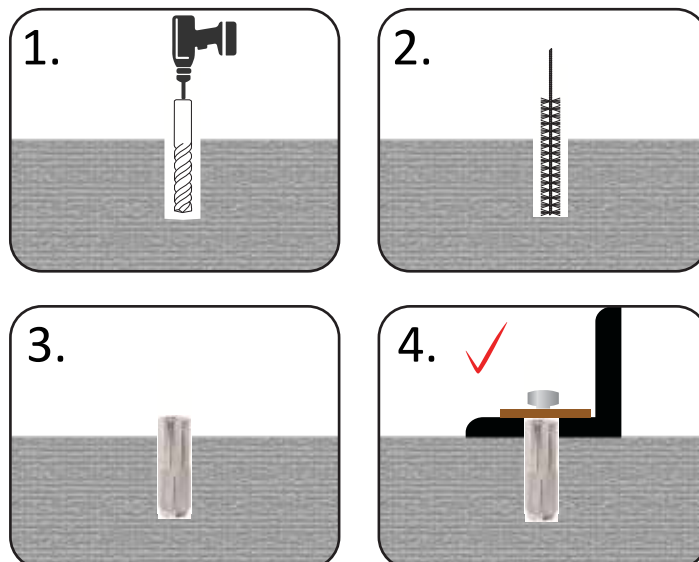


TECHNICAL DATA

Anchor size		M6	M8	M10	M12	M16
Internal thread length	mm	10	13	15	18	23
Embedment depth	mm	25	30	40	50	65
Minimum structure thickness	mm	100	100	130	140	160
Recommended tightening torque	Nm	4	9	17	30	75

APPLICATION

Drill in substrate a hole of an appropriate diameter and depth. Clean the drilled hole.
Put the anchor in the hole with the help of hammer. Screw into the anchor a bolt or a thread rod.



CEILING WEDGE ANCHOR

- Carbon Steel 1008
- Yellow & Zinc Plated
- For Concrete & Masonry Use

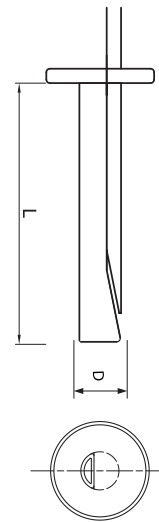
Article No. </>	Sizes D (mm)	Sizes L (mm)	Qty/Box (pcs)	EAN
TFE290640	6	40	100	6902018640107

Installation Data

Anchor Diameter	6mm
Hole Diameter	6mm
Hole Dia in fixture	7mm
Min. Hole Depth	35mm
Effective embedment depth	30mm
Min. Substrate thickness	50mm
Min. Edge distance	30mm
Min. Spacing	30mm
Max. Fixture Thickness	10mm



SIZE IDENTIFICATION



WIRE WEDGE ANCHOR

- Carbon Steel Q195
- Zinc Plated
- For Fixing Light Weight Ceiling To Solid Building Materials As Concrete Masonary

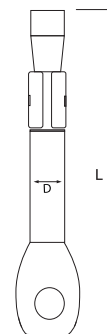
Article No. </>	Sizes D (mm)	Sizes L (mm)	Qty/Box (pcs)	EAN
TFE300660	6	60	100	6902018660105

APPLICATION

Drill a hole of required diameter, lightly tap the anchor into hole with a hammer until fixing depth is reached.




SIZE IDENTIFICATION

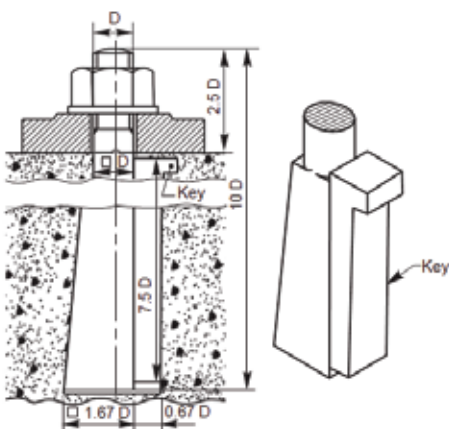
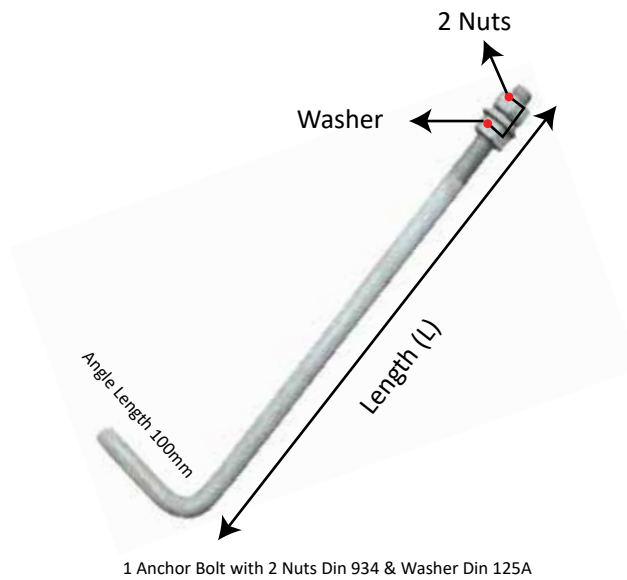


SINCE 1996

FOUNDATION BOLT

- Carbon Steel Q195
- Electric Galvanized Finish
- With 2 Nuts & Washer

Article No. </>	Sizes D (mm)	Sizes L (mm)	EAN 
TFE33016300	16	300	6902018300100
TFE33016400	16	400	6902018164009
TFE33016500	16	500	6902018165006
TFE33016600	16	600	6902018166003
TFE33020400	20	400	6902018204002
TFE33020500	20	500	6902018205009
TFE33020600	20	600	6902018206006
TFE33020700	20	700	6902018207003
TFE33020800	20	800	6902018208000
TFE33024400	24	400	6902018244008
TFE33024500	24	500	6902018245005
TFE33024600	24	600	6902018246002
TFE33024700	24	700	6902018247009
TFE33024800	24	800	6902018248006
TFE330241000	24	1000	6902018210003



APPLICATION



TUF-FIX[®]

PROFESSIONAL

SINCE 1996

PAINTING TOOLS




TUF-FIX painting tools include a variety of top quality items, made from the best materials available for production. The tools range from brushes, rollers, refills, and accessories. With advanced ergonomic design, these tools will perform extremely well in the most demanding conditions.

SINCE 1996

CAGE ROLLER BLUE POLYESTER PVC HANDLE

- 100% Polyester Thermal Bonded Refill
- Solvent Resistant Against Fibreglass, Exterior, Emulsion & Latex Paint
- 15mm Refill Pile By Knitted Production Procedure
- 48mm Inner Diameter With PVC Stopper At Both End To Avoid Frame Rotating Blockage
- Soften Virgin PVC Handle With 8mm Frame Rod & 5 Zinc Wire For Refill Locking

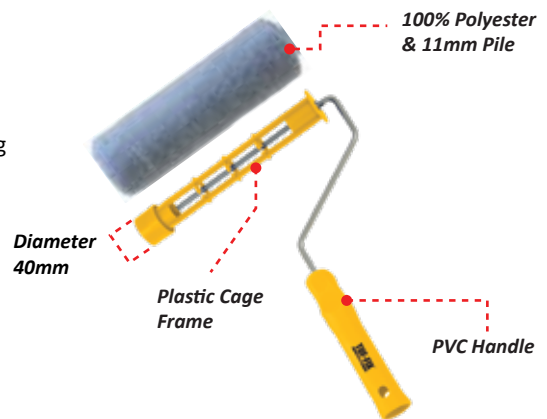
Article No. </>	Sizes LxD (inches)	Sizes LxD (mm)	Qty/Box (pcs)	EAN
7CRBM	7x1.9	180x48	25	6902018180481
9CRBM	9x1.9	230x48	25	6902018230483



CAGE ROLLER BLUE POLYESTER PVC HANDLE

- 100% Polyester Thermal Bonded Refill
- Solvent Resistant Against Fibreglass, Exterior, Emulsion & Latex Paint
- 11mm Refill Pile By Knitted Production Procedure
- 40mm Inner Diameter With PVC Stopper At Both End To Avoid Frame Rotating Blockage
- Soften Virgin PVC Handle With 6mm Frame Rod & 5 Zinc Wire For Refill Locking


Article No. </>	Sizes LxD (inches)	Sizes LxD (mm)	Qty/Box (pcs)	EAN
9PCRBM40	9x1.5	230x40	25	6902018230407



CAGE ROLLER GREEN POLYESTER PVC HANDLE

- 100% Polyester Thermal Bonded Refill
- Solvent Resistant Against Fibreglass, Exterior, Emulsion & Latex Paint
- 18mm Refill Pile By Knitted Production Procedure
- 40mm Inner Diameter With PVC Stopper At Both End To Avoid Frame Rotating Blockage
- Soften Virgin PVC Handle With 6mm Frame Rod & 5 Zinc Wire For Refill Locking

Article No. </>	Sizes LxD (inches)	Sizes LxD (mm)	Qty/Box (pcs)	EAN
9CRG4W40M	9x1.5	230x40	25	6902018230940




SINCE 1996

RADIATOR ROLLER

- 100% PA6 Acrylic Yellow Strip Refill
- Solvent Resistant Against Fibreglass, Exterior, Emulsion & Latex Paint & Primer
- 11mm Refill Pile By Warp Knitted Production Procedure
- Soften Virgin PVC Handle With 6mm Frame Rod


Article No. </>	Sizes DxL (inches)	Sizes DxL (mm)	Qty/Box (pcs)	EAN
4RRYM	4x0.60	100x15	100	6902018100151



RADIATOR ROLLER FRAME

- 6mm Zinc Plated Rod Frame With 26cm Long Body
- Carbon Steel C1022 Material For Excellent Working Strength
- Soften Virgin PVC Handle With Compact Handy Design

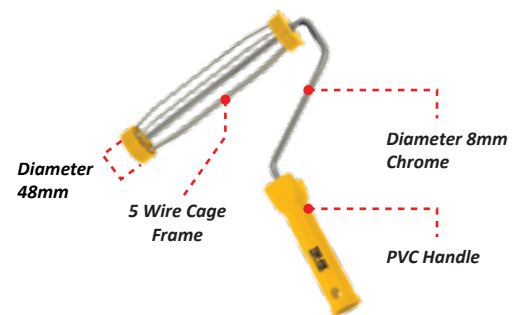
Article No. </>	Sizes DxL (inches)	Sizes DxL (mm)	Qty/Box (pcs)	EAN
4RAM	4x0.60	100x15	100	6902018100151



CAGE ROLLER FRAME

- 8mm Zinc Plated Rod To Provide Excellent Strength Under Bending
- 5 Zinc Wire Cage For Refill Locking
- Soften Virgin PVC Handle

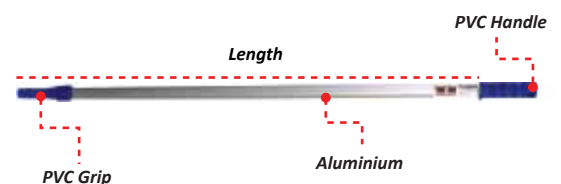
Article No. </>	Sizes LxD (inches)	Sizes LxD (mm)	Qty/Box (pcs)	EAN
9CRM	9x1.9	230x48	25	6902018425018



ALUMINIUM EXTENSION POLE

- Aluminium Extension Pole With Inner Rubber Vacuum Extension Feature
- Virgin PVC Handle & PVC Grip With Perfect Mounting Design

Article No. </>	Sizes (Meter)	Sizes (cm)	Qty/Box (pcs)	EAN
2MEXTPOLEM	2	200	12	6902018220019
3MEXTPOLEM	3	300	12	6902018330015




PAINTING TOOLS

SINCE 1996

BLUE POLYESTER REFILL

- 100% Polyester Thermal Bonded Refill
- Solvent Resistant Against Fibreglass, Exterior, Emulsion & Latex Paint
- 15mm Refill Pile By Knitted Production Procedure


Article No. </>	Sizes LxD (inches)	Sizes LxD (mm)	Qty/Box (pcs)	EAN
7RBM	7x1.9	180x48	120	6902018748186
9RBM	9x1.9	230x48	120	6902018948234



YELLOW POLYESTER REFILL

- 100% Polyester Thermal Bonded Refill
- Solvent Resistant Against Fibreglass, Exterior, Emulsion & Latex Paint
- 12mm Refill Pile By Knitted Production Procedure


Article No. </>	Sizes LxD (inches)	Sizes LxD (mm)	Qty/Box (pcs)	EAN
9RYM	9x1.9	230x48	120	6902018482301



TEXTURE SPONGE REFILL

- Oil Base Foam Refill
- Suitable For Medium Grain, Exterior, Water & Oil Paint

Article No. </>	Sizes LxD (inches)	Sizes LxD (mm)	Qty/Box (pcs)	EAN
9SRM80	9x1.9	230x48	100	6902018489232




PAINTING TOOLS

SINCE 1996

YELLOW ACRYLIC MINI REFILL

- 100% PA6 Acrylic Yellow Strip Refill
- Solvent Resistant Against Fibreglass, Exterior, Emulsion & Latex Paint & Primer
- 11mm Refill Pile By Warp Knitted Production Procedure


Article No. </>	Sizes LxD (inches)	Sizes LxD (mm)	Qty/Box (pcs)	EAN
4RAYM	4x0.60	100x15	900	6902018415101



VELOUR MINI REFILL

- Velour Thermal Bonded Refill
- Solvent Resistant Against Fibreglass, Exterior, Emulsion & Latex Paint
- 12mm Refill Pile By Knitted Production Procedure
- With More Finish In Painting
- Suitable For Interior Painting

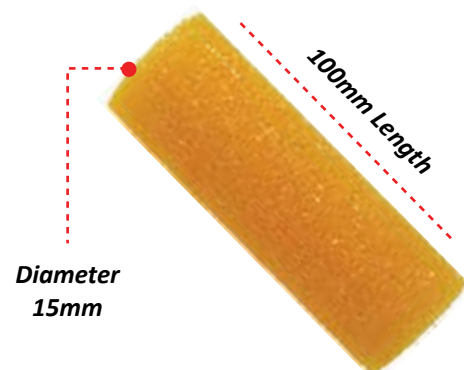
Article No. </>	Sizes LxD (inches)	Sizes LxD (mm)	Qty/Box (pcs)	EAN
4RVEM	4x0.60	100x15	900	6902018154109



TEXTURE SPONGE MINI REFILL

- Oil Base Foam Refill
- Suitable For Medium Grain, Exterior, Water & Oil Paint


Article No. </>	Sizes LxD (inches)	Sizes LxD (mm)	Qty/Box (pcs)	EAN
4SRM	4x0.60	100x15	100	6902018489232



SINCE 1996

PAINT BRUSH WOODEN HANDLE


- Solid Brown White Long Synthetic Filaments For Better Long Life & Smooth Finish
- Solid Filaments For Optimum Use Of Paint
- Birch Hard Wood Handle With Stainless Steel Ferrule
- Highly Epoxy Bonded Filaments
- Suitable For Paint Surface Types Such As Wood (Primed), Drywall (Primed) Masonry Block Plaster (Primed), Stucco & Metal Surfaces

Article No. </>	Sizes (inches)	Sizes (mm)	Thickness (mm)	Qty/Box (pcs)	EAN 
1PBWM	1"	25	11.1/45	720	6902018111454
2PBWM	2"	50	15/57	360	6902018215572
3PBWM	3"	75	17.5/64	144	6902018175647
4PBWM	4"	100	19/70	144	6902018197007



PAINT BRUSH PLASTIC HANDLE

- Solid Brown White Long Synthetic Filaments For Better Long Life & Smooth Finish
- Solid Filaments For Optimum Use Of Paint
- Heavy Duty Polypropylene Solid Handle With Stainless Steel Ferrule
- Highly Epoxy Bonded Filaments
- Suitable For Paint Surface Types Such As Wood (Primed), Drywall (Primed) Masonry Block Plaster (Primed), Stucco & Metal Surfaces

Article No. </>	Sizes (inches)	Sizes (mm)	Thickness (mm)	Qty/Box (pcs)	EAN 
1PBBPM	1"	25	13/44	600	6902018436748
15PBBPM	1.5"	38	14.5/44	480	6902018145237
2PBBPM	2"	50	15/44	360	6902018152464
25PBBPM	2.5"	65	15/50	240	6902018542586
3PBBPM	3"	75	17/50	180	6902018171809
4PBBPM	4"	100	17/50	144	6902018501743

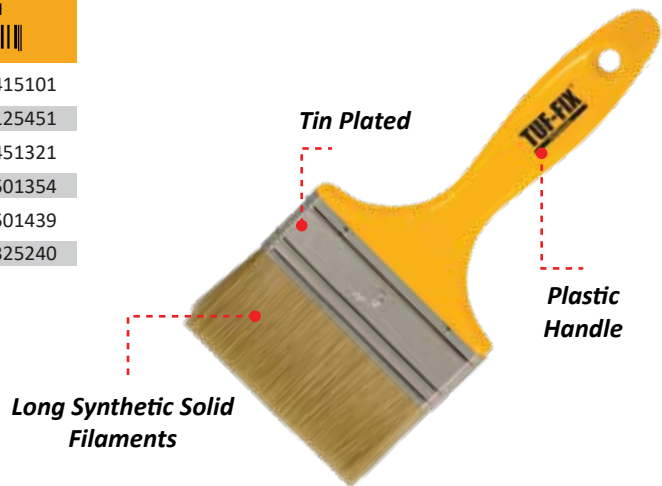


SINCE 1996

PAINT BRUSH PLASTIC HANDLE

- Solid Brown White Long Synthetic Filaments For Better Long Life & Smooth Finish
- Solid Filaments For Optimum Use Of Paint
- Medium Duty Polypropylene Solid Handle With Tin Plated Ferrule
- Highly Epoxy Bonded Filaments
- Suitable For Paint Surface Types Such As Wood (Primed), Drywall (Primed) Masonry Block Plaster (Primed), Stucco & Metal Surfaces

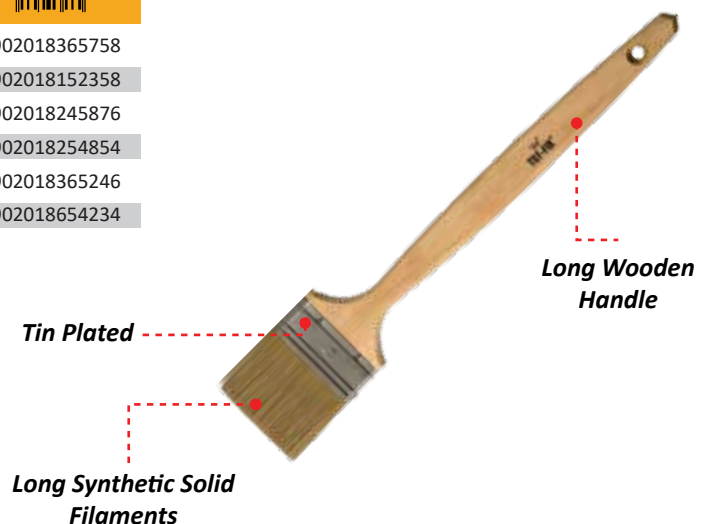
Article No.	Sizes (inches)	Sizes (mm)	Thickness (mm)	Qty/Box (pcs)	EAN
1PB1PM	1"	25	12.5/45	600	6902018415101
15PB1PM	1.5"	38	12.5/45	480	6902018125451
2PB1PM	2"	50	13/45	360	6902018451321
25PB1PM	2.5"	65	13/50	300	6902018501354
3PB1PM	3"	75	14/50	216	6902018501439
4PB1PM	4"	100	14/50	144	6902018325240



ANGLE PAINT BRUSH WOODEN HANDLE

- Solid Brown Long Synthetic Filaments For Better Long Life & Smooth Finish
- Solid Filaments For Optimum Use Of Paint
- Tin Plated Ferrule
- Highly Epoxy Bonded Filaments
- Suitable For Cylindrical Hollow Surfaces Such As Pipe

Article No.	Sizes (inches)	Sizes (mm)	Thickness (mm)	Qty/Box (pcs)	EAN
1ABWM	1"	25	11/45	240	6902018365758
15ABWM	1.5"	38	11/45	240	6902018152358
2ABWM	2"	50	11/51	192	6902018245876
25ABWM	2.5"	65	11/51	144	6902018254854
3ABWM	3"	75	11/57	144	6902018365246
4ABWM	4"	100	11/57	96	6902018654234



SINCE 1996

PAINT TRAY

- Virgin Plastic With Compact Design
- Heavy Duty
- Tray Helps To Reduce Paint Wastage
- Light Weight To Carry

Article No. </>	Sizes (inches)	Sizes (mm)	Qty/Box (pcs)	EAN
4TRAYM	4"	140 x 275	100	6902018140270
10TRAYM	10"	290 x 360	50	6902018102902



PAINT SCRAPER

- Heavy Duty Plastic Scraper
- 4 Different Sizes For 4 Different Applications
- Punched Hole At The Centre Top For Hanging
- Sharp Chisel Bottom For Smooth Use

Article No. </>	Qty/Box (pcs)	EAN
4SCRPPM	240	6902018759328



PAINTING TOOLS

TUF-FIX[®]

PROFESSIONAL

SINCE 1996

PERSONAL SAFETY EQUIPMENTS




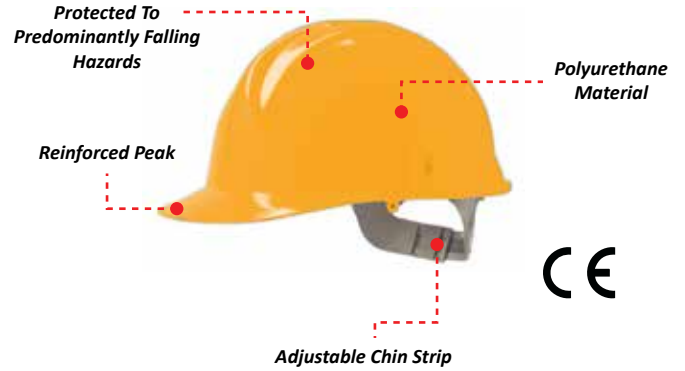
TUF-FIX personal safety equipment products provides solutions that improve the safety and security of workers and helps them work more productively.

SINCE 1996

SAFETY HELMETS (WITH CHIN STRIPS)


- Comfortable Suspension Sits Lower On Head To Reduce Pressure Points & Increase Security
- Meets The Requirements Of **EN397**
- Optimized Comfort With 3 Levels Of Height Adjustment
- Replaceable Standard Brown Pad
- Channel Slide Lock Suspension System

Article No. </>	Colors	Qty/Box (pcs)	EAN 
TFXHM006-WH	White	40	6902018415569
TFXHM006-YLW	Yellow	40	6902018442572
TFXHM006-RED	Red	40	6902018102582
TFXHM006-BLU	Blue	40	6902018279642
TFXHM006-GRN	Green	40	6902018214988



FACE SHIELD VISOR


- Helps To Protect The Eyes & Face Against Certain Impact & Chemical Hazards
- Made Of Polycarbonate
- Proprietary Visor Attachment System For Easy Replacement
- Crown Protector Is Made Of A High Strength Thermoplastic Material

Article No. </>	Colors	Qty/Box (pcs)	EAN 
FSV-FS001	Clear	40	6902018001328



SPARE VISOR

- Spare Visor With Adjustable Mounting Slots
- Covered Boundary To Reduce The Risk Of Vertical Drop Damage
- Made Of Polycarbonate



Article No. </>	Colors	Qty/Box (pcs)	EAN 
VC-F011	Clear	100	6902018011563



PERSONAL SAFETY EQUIPMENTS

CLASSIC SPECTACLES

- Light Weight (Weigh Less Than 1oz)
- Anti-Scratch Coating & Normal Lens
- Meet The Requirements Of **EN 166:2001**
- Made Of Polycarbonate
- Hard To Break

Article No. </>	Lens Color	Coating	Qty/Box (pcs) 	EAN 
SF12NLCS	Clear	Normal	10	6902018126489
SF12NLBS	Black	Normal	10	6902081257899
SF12ASCL	Clear	Anti-Scratch	10	6902018262552
SF12ASBL	Black	Anti-Scratch	10	6902018695848
SF12AFLCS	Clear	Anti-Fog	10	6902018128742



CE

PROFESSIONAL SPECTACLES

- Light Weight (Weigh Less Than 1oz)
- Anti-Scratch Coating
- Semi-Rimless Design
- Meet The Requirements Of **EN 166:2001**
- Made Of Polycarbonate
- Hard To Break



Article No. </>	Lens Color	Coating	Qty/Box (pcs) 	EAN 
SF25-3C	Clear	Anti-Scratch	10	6902018253642
SF25-3B	Black	Anti-Scratch	10	6902018251549



CE

SAFETY GOGGLES

- Vents Help Reduce Fogging
- Helps Protect Eyes From Certain Air Borne Particulates & Chemical Splash.
- Chemical Resistant Head Band
- Meets The Requirements Of **EN 166:2001**

Article No. </>	Lens Color	Qty/Box (pcs) 	EAN 
GB02	Clear	10	6902018657921




SINCE 1996

EARMUFF

- Folding Head Band For Easy Storage
- Deep Comfortable Foam Cushions
- Light Weight & Low Profile Cup Design
- NRR 23 dB
- Fully Adjustable Steel Wire Head Band

Article No. </>	Qty/Box (pcs)	EAN
EM011	20	6902018011457



Firm Seal
Do seal the cushions firmly against the head.

Avoid Obstructions. Do not allow hair to obstruct the ear or the earmuff's secure fit in anyway.

The earmuffs should never fit crooked or askew over the ear.

EARPLUGS

- Ultra-Soft Foam For Comfortable All Day Wear
- Expands Slowly To Fit Most Ear Canal
- NRR 32 dB

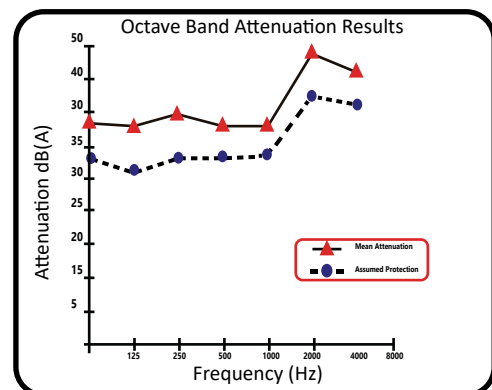
Article No. </>	Qty/Box (pcs)	EAN
EP007	20	6902018007015



Standard Noise Reduction

	Performances						
	125	250	500	1000	2000	4000	8000
A							
B	38,1	37,9	39,6	37,7	37,3	48,4	45,9
C	4,9	6,3	6,5	4,2	3,5	5,1	4,5
D	33,2	31,6	33,1	33,5	33,8	43,3	41,4

H=36 dB M=34dB L=33dB SNR=37dB



SINCE 1996

DUST RESPIRATOR (SINGLE CARTRIDGE)

- Designed For Non-Toxic Dust & Particles Fumes
- Soft, Light Weight Elastomeric Face Piece
- Cost Effective Replacement Filters To Keep Running Cost At Minimum

Article No. </>	Qty/Box (pcs)	EAN
RD8303	50	6902018830317



DUST RESPIRATOR (DOUBLE CARTRIDGES)

- Designed For Non-Toxic Dust & Particles Fumes
- Soft, Light Weight Elastomeric Face Piece
- Twin Filters Design Provide Higher Dust Breathing Resistance
- Cost Effective Replacement Filters To Keep Running Cost At Minimum

Article No. </>	Qty/Box (pcs)	EAN
RD8304	50	6902018830416



CHEMICAL RESPIRATOR (SINGLE CARTRIDGE)

- Designed For Spray Painting & Organic Vapours Of Low Toxicity
- Soft, Light Weight Elastomeric Face Piece
- Cost Effective Replacement Filters To Keep Running Cost At Minimum

Article No. </>	Qty/Box (pcs)	EAN
RD8305	50	6902018830515



CHEMICAL RESPIRATOR (DOUBLE CARTRIDGES)

- Designed For Spray Painting & Organic Vapours Of Low Toxicity
- Soft, Light Weight Elastomeric Face Piece
- Cost Effective Replacement Filters To Keep Running Cost At Minimum

Article No. </>	Qty/Box (pcs)	EAN
RD8306	50	6902018830614



PERSONAL SAFETY EQUIPMENTS

SINCE 1996

RESPIRATOR CARTRIDGES

- Designed For Non-Toxic Dust & Particles Fumes
- Soft, Light Weight Elastomeric Face Piece
- Cost Effective Replacement Filters To Keep Running Cost At Minimum


Article No. </>	Type	Qty/Box (pcs)	EAN
C1101	Dust Cartridge	12	6902018110112
C2201	Dust Cartridge	6	6902018220118
C2202	Chemical Cartridge	12	6902018220217
C2203	Chemical Cartridge	6	6902018220316



DUST MASK WITH VALVE

- Valve Active Carbon Particulate Respirator
- N95 Recommended For Sanding, Grinding, Sawing, Sweeping & Insulating
- Adjustable Nose Clip, Soft Nose Foam & Advance Filter Media For Easier Breathing


Article No. </>	Qty/Box (pcs)	Boxes/ Ctn	EAN
DM007V	10	20	6902018007108



DUST MASK

- Water Resistant With Non Interference Glasses
- Comfortable Protection Against Nuisance & Non-Toxic Dust
- Light Weight With Metal Nose Clip To Fit Individual Facial Contours
- Does Not Impair Breathing, Voice And Vision

Article No. </>	Qty/Box (pcs)	Boxes/ Ctn	EAN
RM8203	50	20	6902018820622



SURGICAL MASK

- 3 & 2 Layer Surgical Face With Comfortable Protection Against Nuisance & Non-Toxic Dust Without Glass Fiber
- A Hypoallergenic & Nose Bar Adaptable
- Very Low Resistance To Breathing & High Filtration Capacity

Article No. </>	Layer	Qty/Box (pcs)	Boxes/ Ctn	EAN
RS8206	3	50	40	6902018820646
SM8206L2	2	50	40	6902018695855



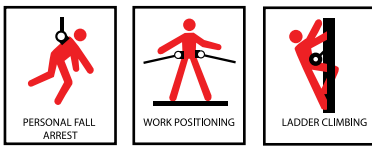
PERSONAL SAFETY EQUIPMENTS

SINCE 1996

SAFETY HARNESS

- 3 Modes Of Adjustments
- 1 Dorsal D-Ring, 1 Carabiner & 2 Scaffolding Hook
- Light Weight
- Webbing With Dual Color Scheme
- Meet Requirements Of **EN 361:2002**

Article No. </>	Qty/Box (pcs)	EAN
RSH094	5	6902018094559



SAFETY HARNESS

- 3 Modes Of Adjustments
- 100% Polyester
- 30Kn Breaking Strength
- One Forged Carabiner & Hook
- Meet Requirements Of **EN 361:2002**

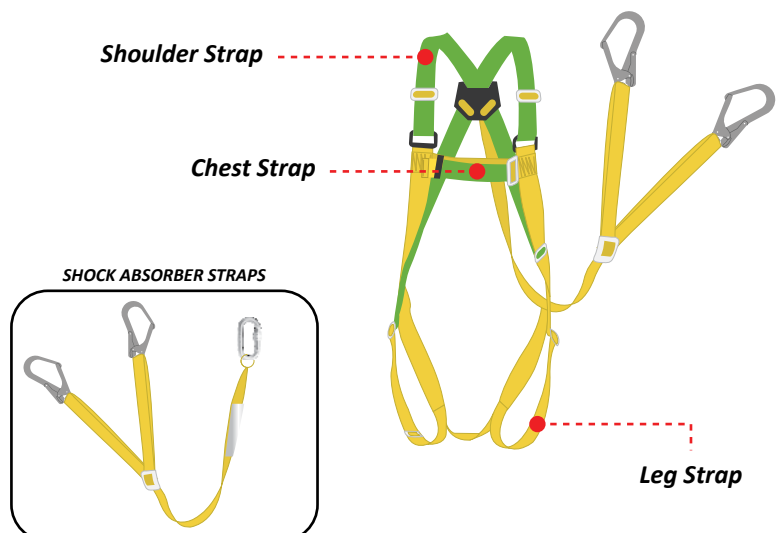
Article No. </>	Qty/Box (pcs)	EAN
SH064	5	6902018064545



SAFETY HARNESS

- 3 Modes Of Adjustments
- 1 Dorsal D-Ring
- Light Weight
- Webbing With Dual Color Scheme
- Meet Requirements Of **EN 361:2002**

Article No. </>	Qty/Box (pcs)	EAN
SH006SA017	5	6902018601740





PERSONAL SAFETY EQUIPMENTS

SINCE 1996

WORKING GLOVES

- 10.5" AB Grade , Full Palm, Cow Hide Split Leather
- Twin Cotton Back
- Rubberized Cuff

Article No. </>	Pairs/Box 	EAN 
WGP022	12	6902018021111

For Heavy Duty Work.



Palm with a Full Leather Index Finger.





Cow Hide Split Leather tips.



10.5" Length

WELDING GLOVES

- 16" AB Grade Cow Hide Split Leather
- Pippin & Cotton Lining

Article No. </>	Pairs/Box 	EAN 
WD013	12	6902018013123



Fully Lined Palm



Cow Hide Split Leather





16" Length

SINCE 1996

PVC DOTTED GLOVES (SINGLE SIDE)



- Soft & Comfortable
- Excellent Breathable
- Anti Slip With PVC Dots Gripping
- Abrasion Resistance

Article No. </>	Pairs/Box 	EAN 
CG011S	12	690201811525



PVC DOTTED GLOVES (DOUBLE SIDE)



- Soft & Comfortable
- Excellent Breathable
- Anti Slip With PVC Dots Gripping
- Abrasion Resistance

Article No. </>	Pairs/Box 	EAN 
CG011HD	12	6902018011686
CG011MW	12	6902018011860



LATEX GLOVES

- Soft & Comfortable
- Excellent Breathable
- Palm Faced Anti-Acid
- Anti Alkali & Best For Mechanical Use

Article No. </>	Qty/Box (pcs) 	EAN 
LC005	12	6902018005364



Knitted cotton gloves, dipped in latex, with an elastic cuff, ideal for workers in industrial environments in order to provide maximum protection against falling objects, abrasions and cuts.

TUF-FIX[®]

PROFESSIONAL

SINCE 1996

SAFETY SHOES



GROUND SERIES



1. 200J Steel Toe Cap



2. Steel Midsole



3. Heat Resistant



4. Abrasion Resistant



5. Shock Absorption Heel



6. Breathable Mesh



7. Foam Padded Collar



8. Oil Resistant

OUR SERIES

GROUND
(WATER RESISTANT)

STOUT
(HIGH ANKLE)

IMMUNER
(HIGH ANKLE)

SUMMIT
(HIGH ANKLE)

CALLOUS
(HIGH ANKLE)

STEELED
(HIGH ANKLE)

STRICKER
(LOW ANKLE)

GRIP
(LOW ANKLE)

DEFEND
(LOW ANKLE)

MESSA
(RUBBER GUM BOOT)

SAFETY SHOES STANDARDS

Category	Additional Requirement
SB	Safety basic requirements anti impact
SBP	As SB plus penetration resistance
S1	Closed seat region
S1P	As S1 plus penetration resistance. Cleated outsole
S2	As S1 plus water penetration and absorption of the upper
S3	As S2 plus penetration resistance. Cleated outsole
S4	SB + Shock Absorbtion + Anti Static + Oil Resistant + Water Resistant

SAFETY SHOES TESTING REQUIREMENTS SUMMARY

ITEM	REQUIREMENTS
1. Upper/outsole bond strength	Min. 4.0/Nmm, if the sole was torn, min.3.0Nmm
2. Toe protection general	The toe cap cannot be removed without damaging the footwear edge covering beneath toecap min.5mm, edge covering behind toecap min.10mm. Scuff resistance coverings shall be not less than 1mm thickness
3. Impact resistance (min.clearance)	Min. 12.5 13 13.5 14 14.5 15 Remarks: The toe cap shall not develop cracks on the axis
4. Thickness	Rubber Min. 1.5mm Polymeric Min. 1.0mm
5. Slip resistance	Heel part, Flat Contact, Steel Floor/Clycero.
6. Conductive Footware	Maximum 100K

ENGLISH SYSTEM: English sizes are measured in inches. For e.g. size 8 would mean the foot measures 11 inches. Between two English sizes the difference in foot length is 1/3rd of an inch.

French system: French sizes are measured in centimeters. For e.g. size 8 would be mean the foot measure 27.91 CMS. Between two French sizes the difference in foot length is 2/3rd of a centimeter.

CLS/MONDOPOINT SYSTEM: Mondo point sizes are measured in millimeters. For e.g. size 10 would mean the foot measures 190 mms. Between two Mondo point sizes the difference in foot length is approximately 10 millimeters.



AMERICAN SYSTEM: Add ½ size to English to arrive at American size for e.g. English size 8 equals American size 8 ½.


ENG	INCHES	FRENCH	CMS	CIS	MMS
4	92/3	37	24.53	245	245
5	10	38	25.38	250	250
6	101/3	39-40	26.32	260	260
7	102/3	40-41	27.07	270	270
8	11	42	27.91	280	280
9	111/3	43	28.76	290	290
10	112/3	44-45	29.71	300	300
11	12	46	30.45	305	305
12	121/3	47	31.3	310	310

SINCE 1996

GROUND SERIES (WATER RESISTANT)

- Pigmented Split Leather
- Steel Toe Cap 200J
- Anti-Slip
- Water Resistant With **S4 Norms**

Article No. </>	Sole Material	Ankle	Sizes	Pairs/Box 	EAN 
TF01	Rubber	High	38-45	10	6902018021111
TF02	Rubber	Low	38-45	10	6902018021258
TF03	Rubber	High	38-45	10	6902018031257
TF04	Rubber	Low	38-45	10	6902018041256
TF06	Rubber	Low	38-45	10	6902018061254
TF11	PU+PU	High	38-45	10	6902018111256
TF12	PU+PU	Low	38-45	10	6902018121255



WR
WATER
RESISTANT

PERSONAL SAFETY EQUIPMENTS



International Organization
for Standardization-Quality
Management

S4

S4 = SB+A+E+FO
SB- Basic Standards
E-Anti Static
A-Shock Absorption
FO-Oil Resistant



Conformité Européenne
(Approved European Standard)

**EN
20345**

European
Standard



200J Steel
Toe Cap



Steel Mid
Sole



Heat
Resistant



Abrasion
Resistant



Shock
Absorption



Breathable
Mesh



Foam
Padded Collar





Oil
Resistant

SINCE 1996

STOUT SERIES (HIGH ANKLE)

- PU Sole With Suede Leather
- Shock Absorber With Non-Marking Sole
- Resistant To Oil & Acid
- Anti Static & Anti Slip



Article No. </>	Sizes	Pairs/Ctn 	EAN 
XZ73	39-45	10	6902019730128

BS EN 20345 : 2011



IMMUNER SERIES (HIGH ANKLE)

- PU Sole With Suede Leather
- Steel Toe Cap & Steel Plated
- Resistant To Oil & Acid
- Anti Static & Anti Slip



Article No. </>	Sizes	Pairs/Ctn 	EAN 
XZ80	39-45	10	6902018415866

BS EN 20345 : 2011



SUMMIT SERIES (HIGH ANKLE)

- PU Sole With Suede Leather
- Steel Toe Cap & Steel Plated
- Resistant To Oil & Acid
- Anti Static & Anti Slip



Article No. </>	Sizes	Pairs/Ctn 	EAN 
XZ81	39-45	10	6902019810127

BS EN 20345 : 2011



CALLOUS SERIES (HIGH ANKLE)

- PU Sole With Suede Leather
- Steel Toe Cap & Steel Plated
- Resistant To Oil & Acid
- Anti Static & Anti Slip

Article No. </>	Sizes	Pairs/Ctn 	EAN 
XZ74	39-45	10	6902018745949

BS EN 20345 : 2011





PERSONAL SAFETY EQUIPMENTS

SINCE 1996

STEELED SERIES (HIGH ANKLE)

- PU Sole
- Steel Toe Cap
- Anti Static & Anti Slip



Article No. </>	Sizes	Pairs/Ctn 	EAN 
XZ90	39-45	10	6902018448260

BS EN 20345 : 2011



STRICKER SERIES (LOW ANKLE)

- Mesh Material Cover
- Steel Toe Cap
- Anti Static & Anti Slip



Article No. </>	Sizes	Pairs/Ctn 	EAN 
XZ91	39-45	10	6902019910124

BS EN 20345 : 2011



GRIP SERIES (LOW ANKLE)

- Mesh Vamps
- Mesh Collar
- Steel Toe Cap
- Steel Plated

Article No. </>	Sizes	Pairs/Ctn 	EAN 
XZ93	39-45	10	2018040618398

BS EN 20345 : 2011





PERSONAL SAFETY EQUIPMENTS

SINCE 1996

DEFEND SERIES (LOW ANKLE)

- PU Sole With Suede Leather
- Shock Absorber With Non-Marking Sole
- Resistant To Oil & Acid
- Anti Static & Anti Slip



Article No. </>	Sizes	Pairs/Ctn 	EAN 
KP8308	39-45	10	6902018654852

BS EN 20345 : 2011



MESSA SERIES (GUM BOOT)

- Water Proof Gum Boot
- Suitable For Food Processing /Building & Construction / Chemical / Agriculture



Article No. </>	Sizes	Pairs/Ctn 	EAN 
JH003	39-45	10	6902018003017

BS EN 20345 : 2011





TWILL & DISPOSABLE COVERALL

- Long Sleeves With Pen Pocket
- Elasticized Waist Band At Back
- 2 Chest Pocket Flap Types With Velcro
- 2 Way Zipper With Metal Snap Closure At Top

Article No. </>	Sizes	Pcs/Pkt 	EAN 
TFXCAB0071S	S	1	2018305182428
TFXCAB0071M	M	1	2018305182497
TFXCAB0071L	L	1	2018305182435
TFCCAB0071XL	XL	1	2018305182442
YFXCAB0071XXL	XXL	1	2018305182459

- Light Duty Cleaning
- Elasticized Hood, Cuffs & Waist
- Made With Non-Woven Material
- Water Based Application & 40 GSM

Article No. </>	Pcs/Pkt 	EAN 
DC8209	1	6902018820912





PERSONAL SAFETY EQUIPMENTS

SINCE 1996

SAFETY JACKET MESH NET



- Required For Workers On Site Around Traffic Going 25Mph Or Higher
- Designed For Protection Of Moderate Risk Occurs At:
Construction, Utility, School Crossing, Parking Lots, Traffic Control Etc.
- 4 Reflected Tapes With 120 GSM & 100% Polyester
- Meets Requirements Of **EN ISO 20471:2013+A1:2016**

Article No. </>	Color	Pcs/Pkt	Pkt/Ctn 	EAN 
SV029	Green	1	100	6902018029124
SV029PP	Orange	1	100	6902018920124



SAFETY JACKET MESH NET



- Required For Workers On Site Around Traffic Going 25Mph Or Higher
- Designed For Protection Of Moderate Risk Occurs At:
Construction, Utility, School Crossing, Parking Lots, Traffic Control Etc.
- 2 Reflected Tapes With 60 GSM & 100% Polyester
- Meets Requirements Of **EN ISO 20471:2013+A1:2016**

Article No. </>	Color	Pcs/Pkt	Pkt/Ctn 	EAN 
SV026	Green	1	100	6902018026369
SV026PP	Orange	1	100	6902018620154



SAFETY JACKET MESH NET

- Required For Workers On Site Around Traffic Going 25Mph Or Higher
- Designed For Protection Of Moderate Risk Occurs At:
Construction, Utility, School Crossing, Parking Lots, Traffic Control Etc.
- 60 GSM & 100% Polyester
- Meets Requirements Of **EN ISO 20471:2013+A1:2016**

Article No. </>	Color	Pcs/Pkt	Pkt/Ctn 	EAN 
SV001	Green	1	200	6902018001366
SV001PP	Orange	1	200	6902018987178





PERSONAL SAFETY EQUIPMENTS

SINCE 1996

TRAFFIC CONE



- 32cm Reflective Tape With High Visibility
- Hard To Break Due To Flexible Soft Body
- Solid Weighted Base With Cone Body lock
- PVC Base

Article No. </>	Height (cm)	Pairs/Ctn	Pcs/Bundle 	EAN 
TCS1204H1	100	49 x 49cm	5	6902018120418



WARNING LIGHT (FOR TRAFFIC CONE)



- Solar Power
- 6 pcs LED in PS Amber Lens
- PP Yellow Base Cone Type

Article No. </>	Lens	LED	Pcs/Pack 	EAN 
TLS1359B	PS Amber	6	10	6902018135962



WARNING LIGHT WITH BASE


- Solar Power
- 4 pcs LED in PS Amber Lens
- PP Yellow Base

Article No. </>	Lens	LED	Pcs/Pack 	EAN 
TLS1317	PS Amber	4	10	6902018131742



WARNING TAPE

- Dual Color Scheme
- High Level of Adhesion
- Water Resistant

Article No. </>	Width (cm)	Legnth (Yard)	Thickness (mm)	EAN 
WT2041160Y	7	160	0.3	6901018204111
WT2041320Y	7	320	0.3	6901018320729



PERSONAL SAFETY EQUIPMENTS

TUF-FIX[®]

PROFESSIONAL

SINCE 1996

WELDING



Welding solutions at best quality and affordable prices for your increased business efficiency and profit.
TUF-FIX offers the right solutions for your welding needs.

SINCE 1996

MMA WELDING INVERTER

- Light Compact
- Reliable
- Suitable For Rutile, Basic & Stainless Steel
- Cast Iron Electrodes



Article No. </>	Input	Output	Frequency	Duty Cycle	Current Adj Range	EAN
WINV200	220V-240V	200AMP	50/60Hz	60%	30-200AMP	6902018029124
WINV250	220V-240V	250AMP	50/60Hz	60%	30-250AMP	6902018920124

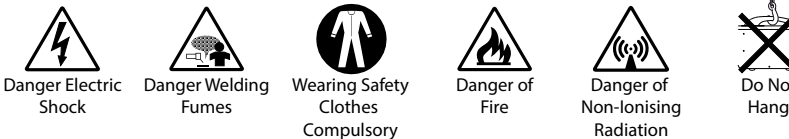


MMA WELDING INVERTER IGBT

- Insulated Gate Bipolar Transistor Features A Robust & Cost Effective Trench Construction
- Superior Performance In Demanding Switching Applications, Offering Both Low On State Voltage At Minimal Switching Loss



Article No. </>	Input	Output	Frequency	Duty Cycle	Current Adj Range	EAN
MMA200K IGBT	220V-240V	200AMP	50/60Hz	60%	10-200AMP	6902018200608
WINV250 IGBT	220V-240V	250AMP	50/60Hz	60%	20-250AMP	6902018250603



MMA WELDING INVERTER

- Light Compact
- Reliable
- Suitable For Rutile, Basic & Stainless Steel



Article No. </>	Input	Output	Frequency	Duty Cycle	Current Adj Range	EAN
MMA300S	220V-240V	200AMP	50/60Hz	60%	20-200AMP	6902018300254
LV400	220V-240V	200AMP	50/60Hz	60%	10-200AMP	6902018400541




WELDING

SINCE 1996

MIG/MMA WELDING INVERTER IGBT

- Insulated Gate Bipolar Transistor Features A Robust & Cost Effective Trench Construction
- Superior Performance In Demanding Switching Applications, Offering Both Low On State Voltage At Minimal Switching Loss


Article No. </>	Input	Output	Frequency	Duty Cycle	Current Adj Range	EAN 
NB350D	380V	350AMP	50/60Hz	60%	60-350AMP	6902018452557
MIG270I	380V	270AMP	50/60Hz	60%	50-270AMP	6902018200608



WELDING

MIG/MMA WELDING INVERTER IGBT

- Light Compact
- Reliable
- Suitable For Rutile, Basic & Stainless Steel



Article No. </>	Input	Output	Frequency	Input Capacity	Current Adj Range	EAN 
BX1-250N	220V/240V	200AMP	50/60Hz	16.50KVA	50-250AMP	6902018250160
BX1-315	220V/240V	315AMP	50/60Hz	16.50KVA	50-315AMP	6902018567824
BX1-400	220V/240V	400AMP	50/60Hz	16.50KVA	50-400AMP	6902018432572
BX1-500	220V/240V	500AMP	50/60Hz	16.50KVA	50-500AMP	6902018569221



SINCE 1996

ELECTRODES HOLDER

- Fully Insulated Tong
- Quick Electrodes Changing Features
- Multi Positional Electrode Grip


Article No. </>	AMP	Tooth Material	Sizes	Pcs/Box 	EAN 
EH400	400	Brass	Up To 9.5mm	50	6902018400954
EH600	600	Brass	Up To 9.5mm	50	6902018600958



WELDING

WELDING SHIELD

- Heavy Duty
- Quick Auto Darkening Glass
- Available In Both Long & Inside Handle

Article No. </>	Input	Output	EAN 
WM006	Long Handle	200AMP	6902018006118
WM007	Inside Handle	250AMP	6902018007115



TUF-FIX[®]

PROFESSIONAL

SINCE 1996

SEALANTS





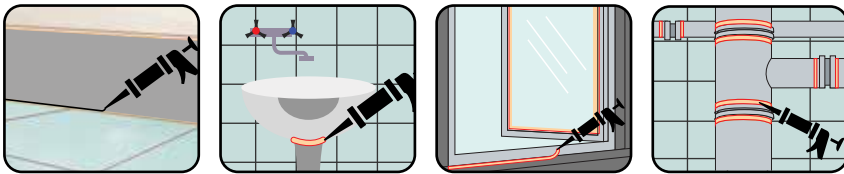
TUF-FIX Sealants at best quality and affordable prices for your increased business efficiency and profit.
TUF-FIX offers the right solutions for your Sealants needs.

SINCE 1996

SILICONE SEALANT

- High Performance
- Multi Usage
- Easy To Use
- Sealing & Bonding

Article No. </>	Color	Type	Pcs/Box 	EAN 
SS1200CL	Clear	General Purpose	24	6902018546249
SS1200WH	White	General Purpose	24	6902018582636
SS1200BK	Black	General Purpose	24	6902018710367
AFS1800WH	White	Anti-Fungal	24	6902018180047
AFS1800CL	Clear	Anti-Fungal	24	6902018180005





-  No cracking
-  No air in sealant
-  Waterproofing ability
-  Less curing time
-  No seasonal limited use

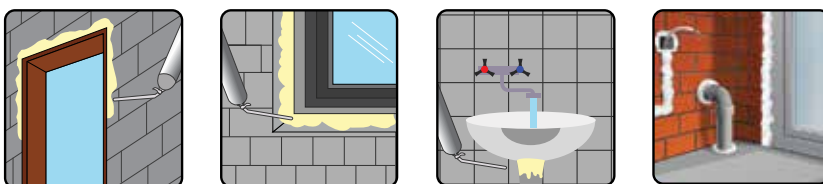


SEALANTS

POLYURETHANE FOAM

- 4 Times More Density
- Strongly Durable
- Wider Coverage
- Water Proofing Ability

Article No. </>	Type	Pcs/Box 	QTY (ml)	QTY (gms)	EAN 
PF2200	Normal	12	750	600	2017121722009
PF2500	Normal	12	750	700	2017121725000
PF2700	Premium	12	750	600	6902019270075
PF2800	Premium	12	750	700	6902019280074



SHELF LIFE

12 months in unopened packing, store in temperature between 5°C to 25°C



TUF-FIX[®]

PROFESSIONAL

SINCE 1996

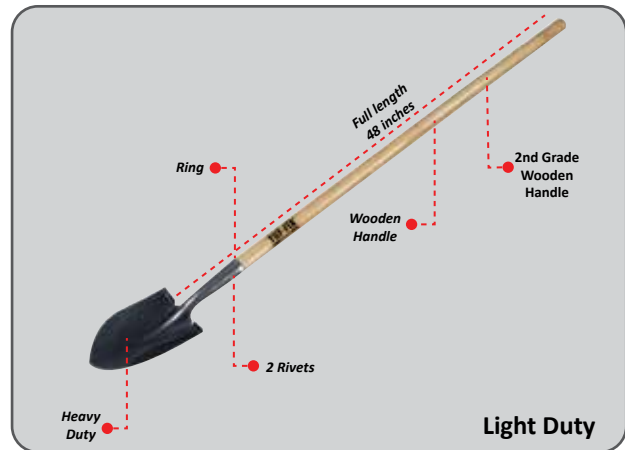
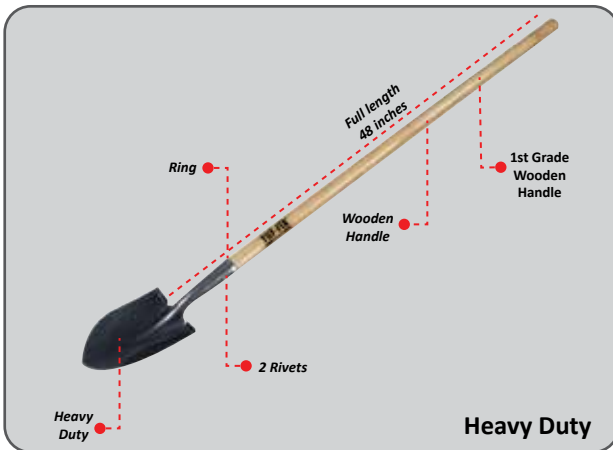
GENERAL TOOLS





Tools are the most important part of completing a project. With various tools such as, shovels and pick axe ; you can be sure that the quality and performance you will get from TUF-FIX will be of the highest quality

SINCE 1996

WOODEN SHOVEL





Article No. </>	Weight (kg)	Handle	Sizes	Pcs/Box 	EAN 
S518L-1	1	1st Grade Wood	48	12	6902018181488
S518L-2	1	2nd Grade Wood	48	12	6902018182485



PICK AXE

- Heavy Duty
- Wooden Handle
- Mild Steel Axe
- Weight 2 kg

Article No. </>	Qty/Bundle	EAN 
HP402	6	6902018006118





GENERAL TOOLS

SINCE 1996

MAGNETIC NUT SETTERS


- Alloy Steel
- Hex Drive Nut Setters

Article No. </>	Size (mm)	Length (mm)	Pcs/Box 	EAN 
TFXMBH865	8	65	10	690201886511
TFXMBH1065	10	65	8	690201810651



SCREW BITS


- Alloy Steel
- Hex Drive Phillips Head Screw Bits

Article No. </>	Input	Drive Size (Inches)	Length (mm)	Pcs/Box	EAN 
TFXBITPH2X25	PH2 SINGLE SIDED	1/4"	25	100	6902018225144
TFXBITPH2X50	PH2 DOUBLE SIDED	1/4"	50	100	6902018250146
TFXBITPH2X65	PH2 DOUBLE ENDED	1/4"	65	100	6902018265140
TFXBITPH2X100	PH2 DOUBLE ENDED	1/4"	100	100	6902018210010



MUSHROOM CAP

- Yellow Color
- Protect Against Impalement Injuries Caused By Protruding Re-Bars

Article No. </>	Size (mm)	EAN 
MCS-20	20	6902018452656
MCB-35	35	6902018454209



GENERAL TOOLS

SINCE 1996

YELLOW CONSTRUCTION BUCKETS

- PVC Bucket
- Heavy, Medium & Light Duty


Article No. </>	Range	EAN 
TFXPB12YR	Light Duty	2018189121025
TFXPB14MHD	Medium Duty	2018189121049
TFXPB11YHD	Heavy Duty	2018189121018



HARD TO BREAK

BLACK CONSTRUCTION BUCKET

- PVC Bucket
- Light Duty

Article No. </>	EAN 
TFXPB13BR	2018189121032



HARD TO BREAK

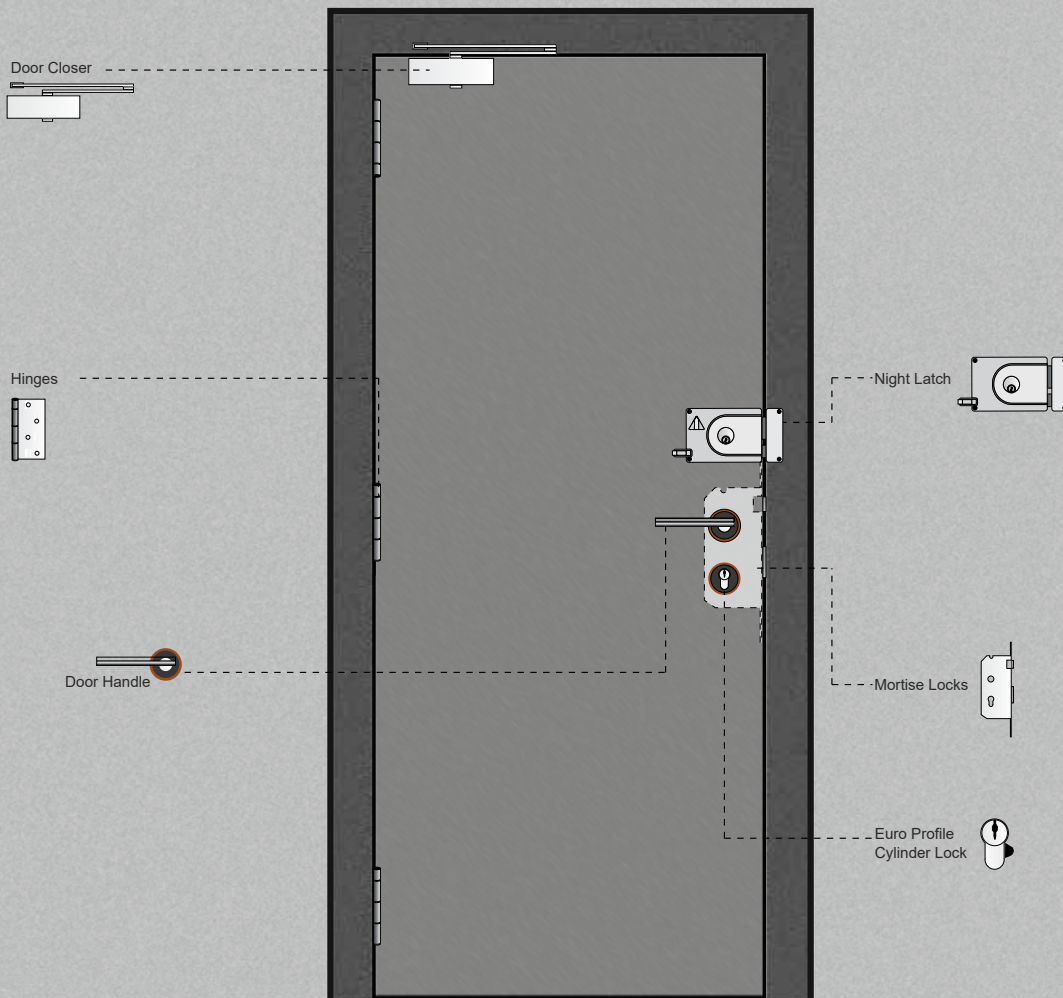
GENERAL TOOLS

TUF-FIX[®]

PROFESSIONAL

SINCE 1996

SECURITY SOLUTIONS



For the best security for your home, office and business. TUF-FIX locks provide the best locking solutions at most affordable prices.

MORTISE LOCKS

- 45x85mm Euro-profile mortise lock
- Nickel plated hardened steel forend and strike plate
- Nickel plated zinc alloy latch
- Nickel plated hardened steel bolts

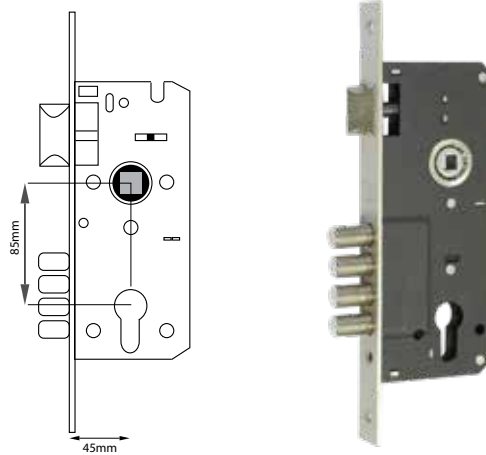
Article No. </>	Bolt	Forend	Latch	Backset	C-C	Finish	Qty/Box (pcs)	EAN
11T95-4R	4	Hardend Steel	Zinc Alloy	45mm	85mm	SS	30	6902018515221

STANDARD CONFIGURATION

- Mortise Lock
- Strike Plate
- Bolt Box
- Screw Packs For Both Wood & Metal Doors

FINISH OPTIONS

- Stainless Steel



MORTISE LOCKS

- 45x85mm Euro-Profile Mortise Lock
- Zinc Bolt & Latch
- Satin Nickel & Satin Brass Plated, Hardened Steel

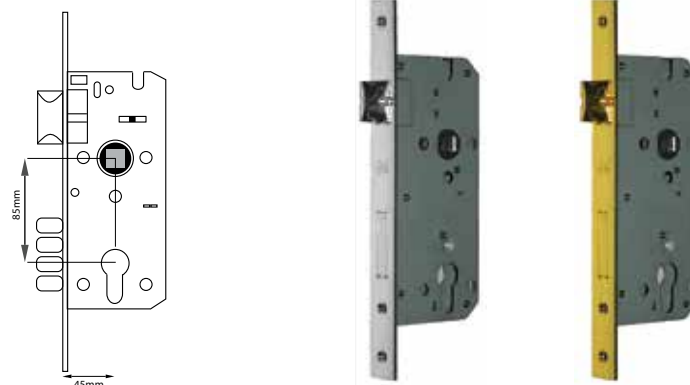
Article No. </>	Bolt	Forend	Latch	Backset	C-C	Finish	Qty/Box (pcs)	EAN
11T101SN	Zinc	SS201	Zinc Alloy	45mm	85mm	SN	30	6902018901147
11T108-SB	Zinc	STEEL	Zinc Alloy	45mm	85mm	SB	30	6902018111089

STANDARD CONFIGURATION

- Mortise Lock
- Strike Plate
- Bolt Box
- Screw Packs For Both Wood & Metal Doors

FINISH OPTIONS

- Satin Nickle
- Satin Brass



SECURITY SOLUTIONS

SINCE 1996

MORTISE LOCKS

- 45x85mm Euro-Profile Mortise Lock
- Zinc Bolt and Latch Brass Plated
- Yellow Painted

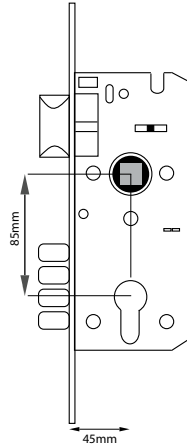
Article No. </>	Bolt	Forend	Latch	Backset	C-C	Finish	Qty/Box (pcs)	EAN
11T9011-45YP	ZINC	Steel	Zinc Alloy	45mm	85mm	YP	30	6902018485852

STANDARD CONFIGURATION

Mortise Lock
Strike Plate
Bolt Box
Screw Packs For Both
Wood & Metal Doors

FINISH OPTIONS

Yellow Plated



MORTISE LOCKS

- 20x85mm Euro-Profile Mortise Lock
- Chrome Plated Hardened Steel Forend and Strike Plate
- Available With 55mm Zinc Euro-Profile Brass Pin Cylinder
- Suitable For Aluminium Doors

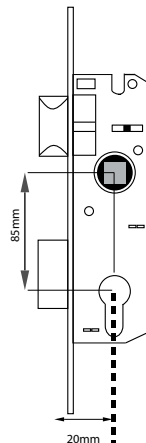
Article No. </>	Bolt	Forend	Latch	Backset	C-C	Finish	Qty/Box (pcs)	EAN
11T103-ALU	Zinc	SS201	Zinc	20mm	85mm	CP	30	6902018115896

STANDARD CONFIGURATION

Mortise Lock
Strike Plate
Bolt Box
Screw Packs For Both
Wood & Metal Doors

FINISH OPTIONS


Chrome Plated



SINCE 1996

MORTISE LOCKS

- 25x85mm Euro-Profile Mortise Lock
- SS201 Forend & Strike Plate
- Zinc Latch and Bolt
- Suitable For Aluminium Doors

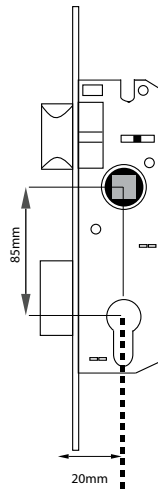
Article No. </>	Bolt	Forend	Latch	Backset	C-C	Finish	Qty/Box (pcs)	EAN 
11T122-ZC	Zinc	SS201	Zinc Alloy	25mm	85mm	ZC	30	6902018410588
11T123-BC	Zinc	SS201	Zinc Alloy	25mm	85mm	ZC	30	6902018869515

STANDARD CONFIGURATION

- Mortise Lock
- Strike Plate
- Bolt Box
- Screw Packs For Both Wood & Metal Doors

FINISH OPTIONS

- Zinc Chrome



Zinc Cylinder




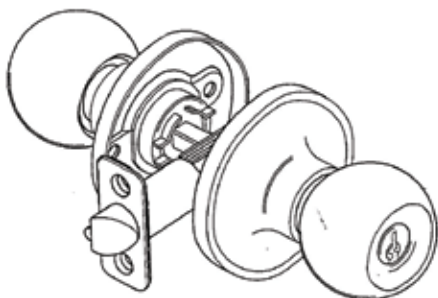
Brass Cylinder



KNOBSET

- Case: SS304
- 3 Keys
- Satin Nickle Finish
- Suitable for Door Thickness 35-45mm

Article No. </>	Backset	Keys	Finish	Qty/Box (pcs)	EAN 
K70SS304	70mm	3 Computer Brass Keys	SN	30	6902018304702



SECURITY SOLUTIONS

SINCE 1996

KEY & TURN CYLINDERS

- Euro Profiled Double Cylinders
- Used with Mortise Locks
- One Side Key & One Side Knob Operated To Lock or Unlock

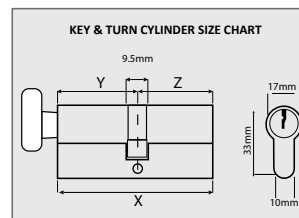
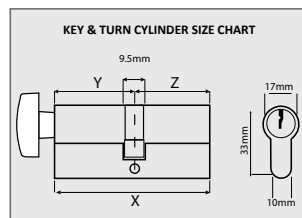
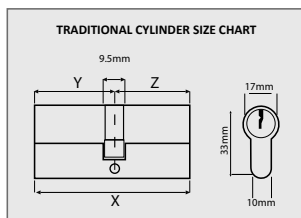
Article No. </>	Size (mm)	Knob	Key Types	Keys	Qty/Box (pcs)	EAN
11T601-70BN	70mm	V Knob	3 Normal Brass	TKB	30	6902018452182
11T602-70ZN	70mm	V knob	3 Normal Brass	TKB	30	6902018845182
11T603-70SN	70mm	Signature Knob	5 Computer Satin	HSB	30	6902018458368
11T604-70SG	70mm	Signature Knob	5 Computer Brass	HSB	30	6902018474863
11T605-70SN	70mm	V Knob	5 Computer Iron Satin	HSN	30	6902018482967
11T606-70SG	70mm	V Knob	5 Computer Iron Brass	HSN	30	6902018115933



TRADITIONAL CYLINDERS

- Euro Profiled Double Cylinders
- Used with Mortise Locks
- Key Operated From Both Side To Lock or Unlock

Article No. </>	Size (mm)	Material	Key	Key Types	Finish	Qty/Box (pcs)	EAN
11T202-60SG	60mm	Brass	3	Normal	SN/SB	100	6902458412562
11T203-70SG	70mm	Brass	3	Normal	SN/SB	100	6902458448455
11T204-70SG	60mm	Brass	5	Computer	SN/SB	100	6902458479855
11T205-70SG	70mm	Brass	5	Computer	SN/SB	100	6902458324742
11T206-60SG	60mm	Zinc	3	Normal	SN/SB	100	6902459214752
11T207-70SG	70mm	Zinc	3	Normal	SN/SB	100	6902459201844
11T208-60SG	60mm	Zinc	5	Computer	SN/SB	100	6902454869360
11T209-70SG	70mm	Zinc	5	Computer	SN/SB	100	6902448225417



Keys Type

SECURITY SOLUTIONS

SINCE 1996

ARM DOOR CLOSER

- Heavy Duty
- 2 Independent Valves
- Latching Speed Adjustable By Arm

Article No. </>	Bolt	Forend	Qty/Box (pcs)	EAN
11T901-45SL	45	SILVER	10	6902018901451
11T902-45WT	45	WHITE	10	6902018902458
11T921-60SL	60	SILVER	10	6902018921459
11T922-60GD	60	GOLD	10	6902018922456
11T923-60CG	60	CHAMPAGNE	10	6902018923453
11T924-60BR	60	BROWN	10	6902018924450
11T925-60EG	60	BEIGE	10	6902018925457
11T926-60BK	60	BLACK	10	6902018926454
11T927-60WT	60	WHITE	10	6902018927451
11T941-75SL	75	SILVER	10	6902018941259
11T942-75WT	75	WHITE	10	6902018942256



HINGES

- Case: SS304
- 3 Keys
- Suitable for Door Thickness 35-45mm

Article No. </>	Length	Width	Thickness	Material	Finish	Qty/Box (pcs)	EAN
11T801-SN	100mm (4")	75mm (3")	2.5mm	MS	SN	30	6902018352147
11T803-SB	100mm (4")	75mm (3")	2.5mm	MS	SB	30	6902018802451



SECURITY SOLUTIONS

SINCE 1996

NIGHT LATCH

- Case: SS304
- Latch Bolt Brass
- Suitable for Door Thickness 35-60mm
- 5 Pin With 5 Computer Keys

Article No. </>	Length	Finish	Qty/Box (pcs)	EAN
NL5645SN	60mm	SN	30	6902018606523
NL5645SG	60mm	SB	30	6902018608459



RIM LOCK

- Zinc/MS Material
- Suitable For Wooden Doors

Article No. </>	Bolt	Latch	Finish	Qty/Box (pcs)	EAN
RIM610	BRASS	BRASS	Powder Coated	30	6902018475860
11T707-RM	BRASS	BRASS	Black Powder Coated	30	6902018461207



SLIDING CHANNEL

- Zinc/MS Material
- Suitable For Wooden Doors

Article No. </>	Basket	Sizes	Weight	Ball	Qty/Box (pcs)	EAN
SC7772BB42	42mm	10	45 grams	3 Balls	15	6902018635479
SC7772BB43	42mm	12	45 grams	3 Balls	15	6902018249638
SC7772BB44	42mm	14	45 grams	3 Balls	15	6902018546843
SC7772BB45	42mm	16	45 grams	3 Balls	15	6902018544740
SC7772BB46	42mm	18	45 grams	3 Balls	15	6902018575584
SC7772BB47	42mm	20	45 grams	3 Balls	15	6902018572255
SC7772BB48	42mm	22	45 grams	3 Balls	15	6902018511452
SC7772BB49	42mm	24	45 grams	3 Balls	15	6902018511483
SC1112125BB45	45mm	10	70 grams	5 Balls	15	6902018573368
SC1112125BB46	45mm	12	70 grams	5 Balls	15	6902018578530
SC1112125BB47	45mm	14	70 grams	5 Balls	15	6902018570152
SC1112125BB48	45mm	16	70 grams	5 Balls	15	6902018542630
SC1112125BB49	45mm	18	70 grams	5 Balls	15	6902018542869
SC1112125BB50	45mm	20	70 grams	5 Balls	15	6902018542630
SC1112125BB51	45mm	22	70 grams	5 Balls	15	6902018501583
SC1112125BB52	45mm	24	70 grams	5 Balls	15	6902018457477



SECURITY SOLUTIONS



AUTHORIZED DISTRIBUTOR



TUF-FIX®
PROFESSIONAL

TUF-FIX, FRANCE

10 Rue de Penthièvre, 75008 Paris **France**.
Email : info@tuffix.com | Web : www.tuffix.com

THE PROMISE OF QUALITY, ECONOMY AND RELIABILITY