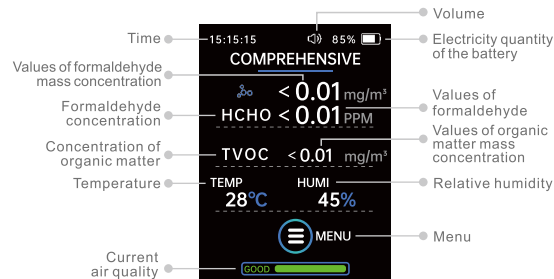


Formaldehyde Detector JMS17



Main Interface


The main interface can indicate the values of all sensors, including HCHO, TVOC, temperature and humidity.




Notes: If TVOC preheating isn't completed, only "under starting" is indicated in any interface.

Product Functions

1. Turn on/off

Turn on: Long press the power key "  ", the screen indicates boot LOGO interface, and then enters using hint interface, which will instruct that the values can't be read until the TVOC sensor is preheated for 5 minutes.

Turn off: You can long press the power key "  " for turning off the machine in any interface.

2. Calibration Reminder

If the user uses this machine for the first time or uses it again after 12 hours, a window will pop up on the main interface after booting, and which will remind the user to operate automatic calibration, to ensure that the sensor can provide accurate test data in various environments.

3. Real-Time Functions




The real-time functions include real-time clock indication, real-time battery status, indication of real-time air quality, and real-time alarm function, in general, the four real-time functions above can be indicated or reminded (Excluding the interfaces of turning on, turning off, and charging interface).

Real-time Alarm:


Under non-silence condition, when the air quality is indicated as "poor" or "very poor", the buzzer begins to give alarm at an interval of 5S (1kind);

Under non-silence condition, if the conditions are met, which will trigger buzzer alarm (8 kinds).


Real-time Air Quality:

- The air quality is good: 
- The air quality is poor: 
- The air quality is very poor: 

4. Silence

Short press the key "  ", the buzzer will stop alarm in any case (real-time alarm function, alarm setting interface).

5. Return to the Main Menu

Because the interface levels are complex, so you can short press the key "  " to return main menu in any interface (Excluding the interfaces of turning on, turning off, and charging interface).

6. Electricity Quantity


In power-on state, the battery electricity quantity is displayed in real time, during charging, the electricity quantity indication is changed into charging screen; in the shutdown state, shutdown charging screen will last for 5-8s.

In any state, if USB charging is connected, the indicator at upper left corner will flash, after the machine being fully charged, the indicator will be off.

Operating Instructions

1. Menu Interface



In the menu interface, click menu "  ", the machine enters functional menu interface.

Press left/right key "  > " to select the functions of real-time, recording, alarm and setting.



2. Real-time Measurement


Select "real-time" icon for real-time measuring, the interface will indicate the value of formaldehyde (mg/m³ PPM), value of organic substance (mg/m³), temperature (°C) and humidity (%).


Press left/right key "  > " to switch among formaldehyde, temperature and organic substance options, press conform key "  " to view real-time reading images of formaldehyde, temperature and organic substance.



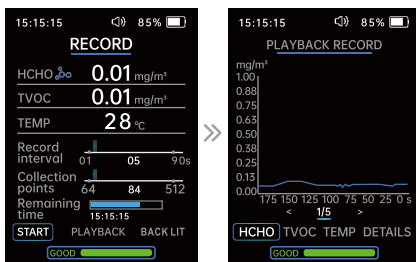
3. Recording and Measuring

① **Interface:** Select "Recording" icon to enter recording and measuring function, the values of formaldehyde (mg/m³ PPM), organic substance (mg/m³), and temperature (°C) will be indicated in the interface.

Press the key "  > " to switch among the options of start, playback, backlight, record interval threshold and collection points threshold, entering the playback viewing interface, the machine can indicate completed records last time, and it can indicate previous 5 times of record images at most.

② **Operating:** Enter recording and measuring from the menu, set the record interval and collection points, select "start", and then, press conform key "  ", recording will start (when entering playback function or returning to the menu, this measurement will be deemed as actively giving up, if only backlight is closed, the recording will not be interrupted).

The values of record interval and collection points can be used to control the measuring duration, relationship of the three: Total measurement duration (S)= Record interval value (Point)×value of collection point (Point)+3(S), when the operation of recording and measuring is completed, entering playback interface to view the data recorded last time.



4. Alarm Setting

- Interface:** Enter this interface to indicate the values of formaldehyde (mg/m³ PPM) and TVOC (mg/m³), use the left/right key to select among the options of stop/start, 10s/30s/1 minute, tone 1/tone 1, backlight open/close and alarm threshold.
- Operating:** Enter this interface, the system defaults automatic enabling of active alarm function, no matter the active alarm function is closed or not, as long as current interface stays in the interface of alarm setting interface, the real-time alarm function will be closed (at this time, the red light at upper left corner will be on).



③ The relationship between alarm threshold and the buzzer's alarm class:

When the alarm threshold is set as 0.05:

- 0.00-0.05 (Class 0): No alarm voice
- 0.06-0.20 (Class 1): Tone 1/tone 2
- 0.21-0.40 (Class 2): Tone 1/tone 2
- 0.41-0.60 (Class 3): Tone 1/tone 2
- 0.61-6.25 (Class 4): Tone 1/tone 2

When the alarm threshold is changed, the threshold of Class0-4 is also increased, for example: When the alarm threshold is set as 0.30:

- 0.00-0.30 (Class 0): No alarm voice.
- 0.31-0.45 (Class 1): Tone 1/tone 2
- 0.46-0.65 (Class 2): Tone 1/tone 2
- 0.66-0.85 (Class 3): Tone 1/tone 2
- 0.86-6.25 (Class 4): Tone 1/tone 2

Notes: Judgement of the buzzer's alarm class is also related to the indication value of TVOC, when the alarm threshold is changed, the threshold that TVOC value triggers alarm is also changed.

5. System Setting

- Main interface:** Press the left/right key "< >" to switch among the functions of sensor, time, about, save, measuring speed, shutdown time, TVOC, active ventilation, screen lightness and factory setting.

Press conform key "ENTR" to enter options or interface, if the system has entered options, you can press the left/right key "< >" to switch option contents.

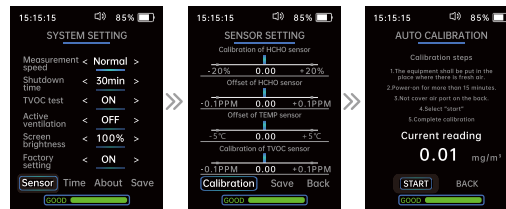
- Sensor:** Press the left/right key "< >" to switch among the functions of calibration, save, quit, formaldehyde sensor calibration, formaldehyde sensor offset, temperature sensor offset and TVOC sensor calibration.

Press conform key "ENTR" to enter options or interface, if the system has entered options, you can press the left/right key "< >" to switch option contents.

- Calibration:** In the sensor interface, select calibration function to execute auto zeroing of TVOC sensor, TVOC sensor can be calibrated in normal working state (in the states of preheating, shutdown, it can't be calibrated).

Select "start" to execute zeroing calibration, and the process will last for about 10S, the zero point value will be automatically updated.

During calibration, you can freely select stopping or not, if you want to restart, 10S of countdown for resetting.



Notes: Automatic calibration is an open function, if zeroing calibration fails because of environment, it is normal.

- Time:** Press the left/right key "< >" to switch among the functions of save, completion, year, month, day, time and minute values (leap year/common year can be identified automatically, illegal time value can be filtered automatically).

- About:** Some product information about this machine.

Product Parameters

Model	JMS17
Display Screen	Colorful screen
Real-time Display	Good, Bad, Worst
Real-time Alarm	Alarm will be given when the air quality is indicated as "Bad" or "Worst"
Real-time Measurement	Formaldehyde (mg/m ³ PPM), organic matter (mg/m ³), temperature (°C) and humidity (%)
Record Measurement	Maximum supports data playback of 200 Point×5 Pages
Formaldehyde Measurement	0.00-5.00PPM/0.00-6.25mg/m ³
Organic Matter Measurement	0.0-10.0mg/m ³
Temperature and Humidity	0-50°C, 10-90%RH
Backlight Function	Turn off the backlight, the red light at upper left corner will be on
Silence Function	✓
Calibration Remind	First use/reuse after more than 12 hours
Calibration of TVOC Sensor	After about 10S, the zero point value will be updated automatically
Speed Measurement	Fast/normal/slightly slow (0.5S/1S/2S)
Shutdown Time	5 minutes/10minutes/30minutes/never
TVOC	✓
Power Supply	3.7V polymer lithium-ion batter
Product Dimensions	150×67×25mm

Packing List

Formaldehyde Detector	1 set	Type-C USB cable	1 piece
User Manual	1 copy	Colorful box	1 piece
Certificate/warranty Card	1 copy	Considerations card for the lithium battery	1 copy

Remark: The user manual is only for reference, for any change, without notification otherwise, the real product shall prevail.

设计	品名	样式	印刷要求
CZG	JMS17说明书折页英文-V1 20231228	5折页	彩色
日期	品号	页码	
2023.12.28	304-S3101-0007		
样品	尺寸	材质	
	400×115mm	128g铜版纸	
变更记录			