

Design Template

The artwork provide via this template will be adjusted based on the kiosk you are ordering. An artwork proof will be sent prior to production.

Once complete use our online form to submit your design:

getbranded.com/pages/file-upload

WHAT WE NEED

- Accepted Artwork Files: InDesign CC (or Earlier), Vector EPS or as Adobe Illustrator files.
- Logos should all be vector or 300dpi at full scale
- Include all images (minimum size 300 DPI at full scale) used. Outline all fonts & include all fonts used.
- CMYK colors are prefered for printing purposes.
- Pantone Colors can be used but will be converted to CMYK.
- ZIP all components and assets of the artwork and upload via the link above.

* If the following requirements are not met the client is responsible for any changes in the artwork to accommodate production.

If you have any questions please conact us:
Sales@getbranded.com
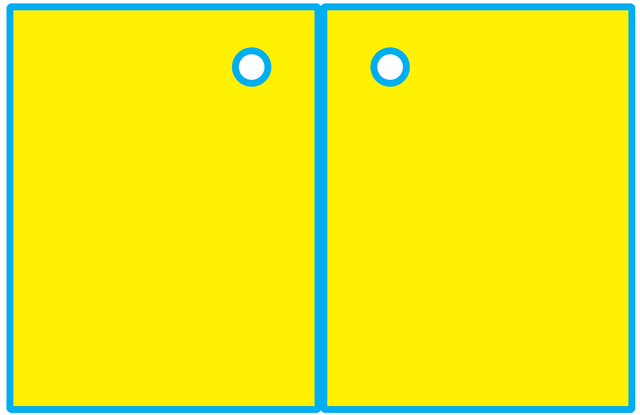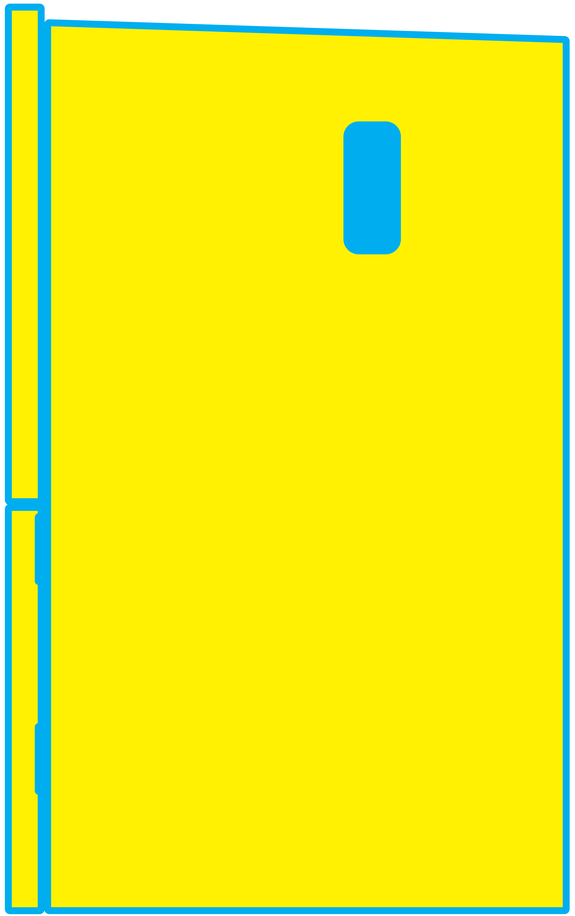
Margin
Safe Area