

OIL PUMP MANUAL

PRECAUTIONS

- Only use oil pump with disposable steel propane tanks of capacity not greater than 500g (18oz) and have passed the Propane Adaptor gauge test.
- Do not inject anything other than silicone oil.
- Do not use lubricated propane as combustible fuel eg. camp stove, plumbing torch.
- Keep pump free of contamination eg. dust, sand etc.

CHOOSE YOUR OIL

GBB Oil

Lightest weight silicone oil (1.5wt) conditions and maintains rubber seals in your gun and mags without leaving heavy residue. Good for pistols, GBBR's, and gas rifles.

Al Tornado Grenade Oil

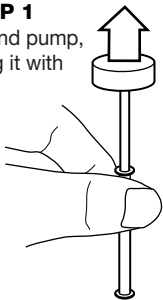
Optimally maintains and conditions seals and sliding parts in your Al Tornado grenade. Also useful for GBBR internals (not magazines) that require heavier lubrication.

OIL PUMP INSTRUCTIONS

The **AI OIL PUMP** is used together with your AI Gungas Kit to lubricate the propane used to power your airsoft products.

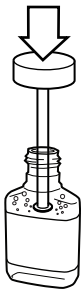
STEP 1

Extend pump, filling it with air.



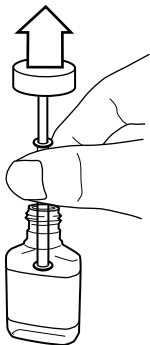
STEP 2

Submerge end of pump into oil, push pump together. This will release bubbles into the oil. Repeat



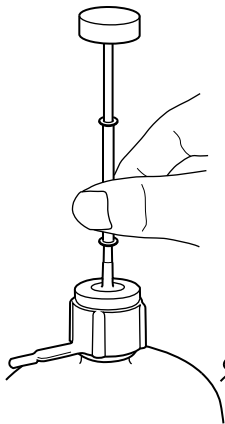
STEP 3

Extend pump, filling it with oil.



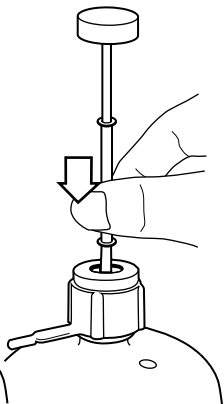
STEP 4

Screw Al Propane adaptor onto propane tank. Fit end of oil pump onto nozzle of the Al propane adaptor.



STEP 5

Firmly holding the brass body of the oil pump, push propane adaptor nozzle down opening the valve of the propane tank.



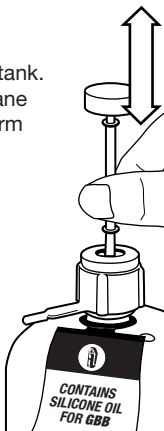
STEP 6

Press top of the pump, injecting oil into propane tank. The pressure of the propane should return the pump arm to extend position.

Pump 20 times.


STEP 7

Label propane tank with hang tag.




IMPORTANT NOTICE

FOR GBB

Steps 1-6 only **once** Your propane is lubricated and ready to use. 

FOR AI TORNADO GRENADE

Repeat steps 1-6, a total of **four times** to lubricate your propane for Tornado Grenade use. 

Do not use GBB Oil in your AI Tornado Grenade