

-1805-

EARNSHAW

London

INSTRUCTION
MANUAL



Vol. I.30 EN

-1805-

EARNSHAW

London

**Congratulations
on your purchase of this finely
crafted Earnshaw Timepiece.**

**You are now the owner of a
timepiece that draws its roots from
the renowned English horologist,
clock and watch maker**

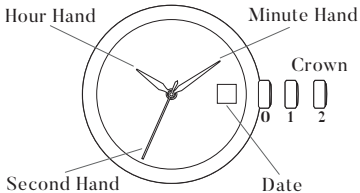
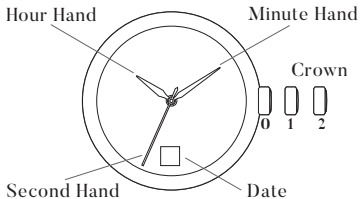
**Thomas Earnshaw
1749 - 1829**

QUARTZ 3 HANDS WITH DATE WATCH

For more details on operating this
timepiece please refer to the enclosed
booklet or visit :

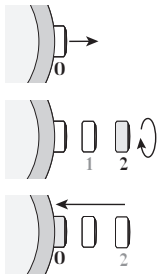
IM.THOMAS-EARNSHAW.COM

A) DISPLAY



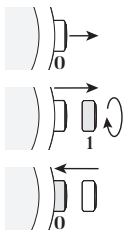
B) TIME SETTING

1. Pull out the crown to the position 2.
2. Turn the crown to set the hour and minute hands.
3. Push the crown back to position 0.



C) DATE SETTING

1. Before setting the date, be sure to set the time.
2. Pull out the crown to the position 1.
3. Turn the crown clockwise. The date will advance 1 day when the time reaches 00:00 midnight. Continue to turn the crown for the desired date.
4. After setting, push the crown back to position 0.



WATER RESISTANCE

The water resistance indicated on your timepiece serves only as a guide. Actual water resistance may vary depending on a number of important factors including temperature, water salinity, and actual use under water.

The water resistance of your timepiece may eventually be compromised over time with general wear and tear and the use of your watch under adverse conditions.

Always remember to employ the screw down crown (if available) to maintain the water resistance of your timepiece. Warranty may be voided if the screw down crown has not been properly employed.

Note that you should **NEVER** wear your watch in a jacuzzi, hot shower or steam room where steam may enter the case despite the watertight seals used to protect your watch.

The steam may cause condensation inside your watch, which may affect and damage the inner workings of your watch – which would also not be covered by the warranty.