

-1805-

EARNSHAW

*London*

INSTRUCTION  
MANUAL



Vol.1.22 EN

-1805-

EARNSHAW

*London*

**Congratulations  
on your purchase of this finely  
crafted Earnshaw Timepiece.**

**You are now the owner of a  
timepiece that draws its roots from  
the renowned English horologist,  
clock and watch maker**

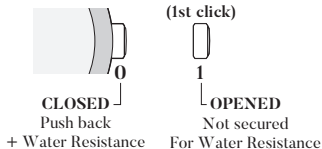
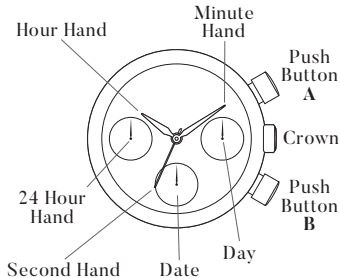
**Thomas Earnshaw  
1749 - 1829**

# MULTI-FUNCTION CALENDAR DISPLAY WATCH

For more details on operating this  
timepiece please refer to the enclosed  
booklet or visit :

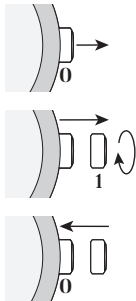
[IM.THOMAS-EARNSHAW.COM](http://IM.THOMAS-EARNSHAW.COM)

## DISPLAY



## A) TIME SETTING

1. Pull the crown to position 1.
2. Turn the crown to set Hour and Minute hands.
3. Push the crown back to position 0.




## NOTE :

Take a.m./p.m. into consideration when setting the hour and minute hands to the desired time.

- \* The 24 hour hand moves correspondingly with the hour hand.
- \* When setting the hour hand, check that the 24 hour hand is correctly set.
- \* When setting the minute hand, advance it 4 to 5 minutes ahead of the desired time and then turn it back to the exact time.


## B) DAY OF WEEK SETTING

With each pressing of the button A, the day hand advances to the next day of the week.



## C) DATE SETTING

With each pressing of the button B, the date hand advances 1 day.



\* Do not set the date and the day hands between 9:00 p.m. and 4:00 a.m.. Otherwise, they may not change properly.

## WATER RESISTANCE

The water resistance indicated on your timepiece serves only as a guide. Actual water resistance may vary depending on a number of important factors including temperature, water salinity, and actual use under water.

The water resistance of your timepiece may eventually be compromised over time with general wear and tear and the use of your watch under adverse conditions.

Always remember to employ the screw down crown (if available) to maintain the water resistance of your timepiece. Warranty may be voided if the screw down crown has not been properly employed.

Note that you should **NEVER** wear your watch in a jacuzzi, hot shower or steam room where steam may enter the case despite the watertight seals used to protect your watch.

The steam may cause condensation inside your watch, which may affect and damage the inner workings of your watch – which would also not be covered by the warranty.