




T O U R B I L L O N

H E R S C H E L

G R A N D R E S E R V E



*Herschel*

Frederick William Herschel, (1738-1822) was a German born astronomer who went on to become the first President of the Royal Astronomical Society when it was founded in 1820.



During his career he was credited with a large number of discoveries and breakthroughs in the field of astronomy. Herschel was also a prolific and successful telescope maker, selling over 60 completed reflector telescopes to other British and European astronomers.

**In 1781, Herschel discovered the planet Uranus and would later be credited for discovering the moons of Saturn and Uranus as well.**





**Incredibly, Herschel was also an accomplished composer and musician. He played the violin, oboe, harpsichord and organ, and composed 24 symphonies and many concertos.**

He was lauded for his work, and amongst his many accolades was made a Knight of the Royal Guelphic Order in 1816.



**The enclosed tourbillon timepiece represents the very highest disciplines of watchmaking.**

It remains one of the main horological complications that bears the mark of the most talented master watchmakers.

It consists of a mechanism designed to improve watch precision by compensating for the interference due to the Earth's gravity. The balance and escapement are in a cage driven around on its own axis, which completes one rotation per minute.

Beyond its technical function the tourbillon provides visual appeal through the motion of the rotating cage, its design aesthetic and the beauty of its escapement.

Our master watchmakers at Earnshaw have paid great attention to the assembly and adjustment of your watch. Its precision is subject to the influence of the Earth's attraction, magnetic fields and shocks, as well as the ageing of oils.

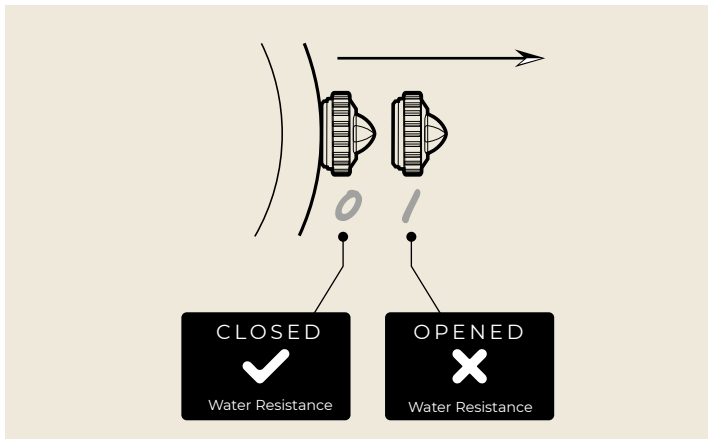
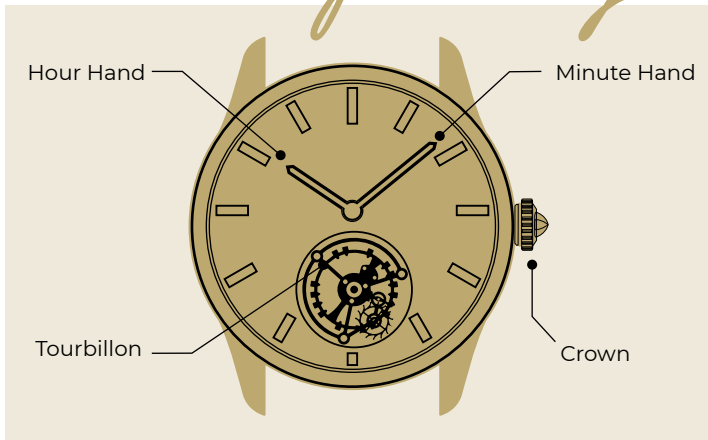
For optimal maintenance, we recommend you bring your watch in for servicing every 3 or 4 years to guarantee its longevity.

Please review this booklet, which provides you with the necessary information to enjoy this remarkable timepiece.

*Instruction Manual*



# Display



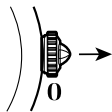
# WINDING THE MAINSPRING

1. **With the crown in position 0, turn clockwise until you feel resistance. The watch is wound.**
2. **Some watches will be manufactured with a skeleton movement. You should be able to see the balance wheel start to move rapidly to indicate the watch has sufficient power.**

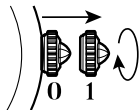
NOTE: Daily winding is recommended. When manually winding a watch always turn the crown in a clockwise direction. Do not force the crown when you feel the spring become tense toward the end of the winding process.

# TIME SETTING

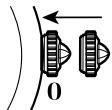
1. Pull the crown to position 1.



2. Turn the crown to set Hour and Minute hands.



3. Push the crown back to position 0.



# WATER RESISTANCE

**The water resistance indicated on your timepiece serves only as a guide. Actual water resistance may vary depending on a number of important factors including temperature, water salinity, and actual use under water.**

The water resistance of your timepiece may eventually be compromised over time with general wear and tear and the use of your watch under adverse conditions.

Note that you should NEVER wear your watch in a jacuzzi, hot shower or steam room where steam may enter the case despite the watertight seals used to protect your watch.

The steam may cause condensation inside your watch, which may affect and damage the inner workings of your watch – which would also not be covered by the warranty.

*Herschel*



# CARE & MAINTENANCE

Each Earnshaw timepiece is designed and manufactured to exceed the highest of standards. In order to ensure optimal performance and longevity from your timepiece, please review the simple guidelines for care and maintenance of your new Earnshaw timepiece.

Your timepiece should be cleaned with a soft cloth and water only. Do not submerge your timepiece. Your timepiece should be rinsed clean and dried with a soft cloth after any saltwater use. We advise having your timepiece serviced every 3 or 4 years to ensure long use and trouble free operation.

While your Earnshaw timepiece has been designed and built to exacting specification, it is important to avoid the following conditions: extreme heat or cold, as well as prolonged periods of exposure to direct sunlight, exposure to wet conditions that exceed your timepiece's water rating (see case back). Never operate any of the function buttons or crown when timepiece is in contact with water.

Avoid exposure to strong magnetic fields or sources of static electricity as these may interrupt the mechanisms inside the watch. It is also important to avoid extreme shock or impact.



- 1805 -

EARNSHAW

*London*

[Thomas-earnshaw.com](http://Thomas-earnshaw.com)