




Gas Fireplace, Stove and Insert Glass Safety

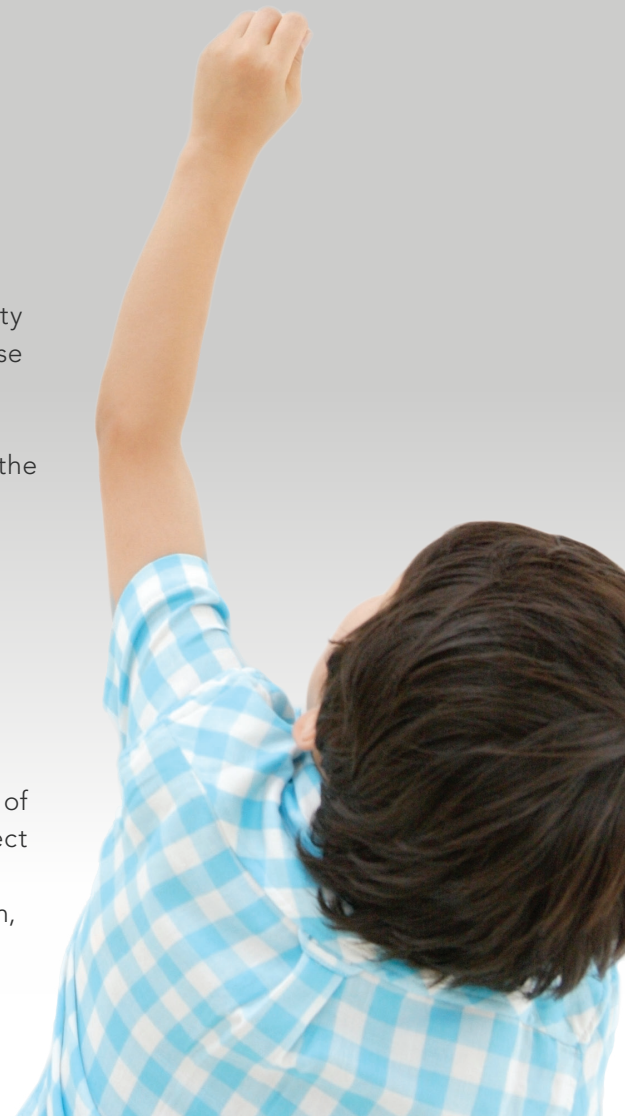


Each year, millions of people enjoy the warmth, comfort and beauty of modern gas fireplaces, stoves and inserts. Today, many of these appliances have glass to enhance the beauty of the fire.

While gas fireplaces, stoves and inserts are a great asset to any home, the glass can become extremely hot during and even long after operation. Therefore, it's important to remember that touching the hot glass can lead to serious, irreversible burns.

ABOUT THIS BROCHURE

This brochure contains Safety Tips that allow you to continue to enjoy the many benefits of your gas fireplace, stove or insert while providing an added level of safety against burns. In addition, it reviews the types of safety equipment on the market today that can be used to prevent direct access to the glass on gas fireplaces, stoves and inserts, and advice on what to look for when purchasing this equipment. For more information, go to SafeFireplaceTips.com.





SAFETY TIPS WHEN OPERATING YOUR APPLIANCE

To minimize the chance of burn injuries from hot glass, follow these safety tips and exercise caution – always consider glass as potentially hot.

FOR HOUSEHOLDS WITH CHILDREN AND AT-RISK INDIVIDUALS

- Always supervise children, the aged, infirm or pets near an operating gas fireplace, stove or insert – or one that has recently been turned off.
- Keep the remote control (if your appliance has one) out of the reach of children.
- Install a switch lock to prevent children from turning on the appliance.

GENERAL SAFETY TIPS

- Make sure family members and guests are aware that the glass on a gas fireplace, stove or insert can be very hot.
- Wait for the appliance and glass to cool down before allowing anyone to get near it. Cool down can take a long time – an hour or more.
- Be aware that metal surfaces, such as door frames and grilles, may also get hot.
- Always read the owner's manual and follow instructions.

TIPS ON PURCHASING AFTERMARKET SAFETY PRODUCTS

When shopping for aftermarket safety products, keep these tips in mind:

- If you know the manufacturer and model number of your appliance, contact the manufacturer first; they may have a safety device specific to your unit. Visit HPBA.org/manufacture-locator for manufacturer contact information.
- Proper fitting of a safety device is important, so ask an expert. Speak with a hearth specialty retailer in your area for advice.
- Use a device that is sturdy and stable so it cannot be unintentionally removed, pushed or pulled over by a child or pet.

SAFETY MANDATE FOR NEW GLASS FRONT FIREPLACES

All gas-fired, certified fireplaces manufactured after January 1, 2015 will include a safety screen or protective barrier that must be installed. Rigorous testing will ensure these safety screens and barriers are effective in preventing serious, irreversible burns.






Attachable safety screens are designed to enhance the appearance and safety of your gas fireplace

SAFETY PRODUCTS FOR EXISTING GAS FIREPLACES, STOVES AND INSERTS

While the Safety Tips can provide an extra margin of safety, there is no substitute for supervision and a physical barrier. Consumers with existing gas fireplaces, stoves or inserts should consider installing a protective screen or physical barrier to reduce the risk of serious burns by preventing direct contact with hot glass. Safety products come in various forms, including:

- **Attachable safety screens** (above) fasten to the front of the fireplace to create an air space between the hot glass and the screen. Aftermarket safety screens that attach to the fireplace, stove or insert could adversely affect the safe operation of your unit. Contact the safety screen manufacturer to verify that the safety screen is approved by the fireplace manufacturer for your appliance.
- **Free-standing safety gates** (top right) are barriers set up to prevent access.
- **Free-standing fireplace screens** (bottom right) are set back from the fireplace or stove front to prevent direct access.

Safety products are evolving as new technologies and safety tests are developed. More information about manufacturers of these products can be found at SafeFireplaceTips.com.



Free-standing safety gate



Free-standing fireplace screen



The Hearth, Patio & Barbecue Association (HPBA), HPBA Canada and their member manufacturer companies and hearth retailers are working to educate consumers about best hearth-use practices and products.