

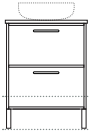
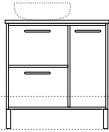
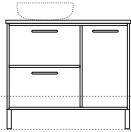
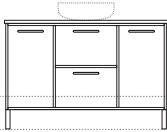
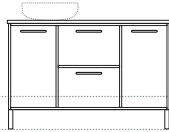
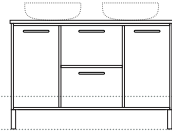
Customer name _____

PO# _____

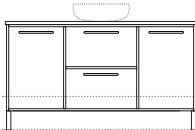
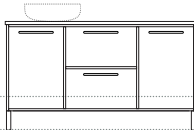
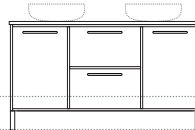
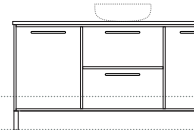
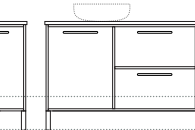
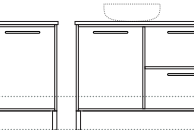
Salesperson _____

Store _____

1 Configurations Standard features: soft close drawers and doors

					
<input type="checkbox"/> Palm 1 600mm centre basin	<input type="checkbox"/> Palm 2 750mm off centre	<input type="checkbox"/> Palm 3 900mm off centre	<input type="checkbox"/> Palm 4 1200mm centre	<input type="checkbox"/> Palm 5 1200mm off centre	<input type="checkbox"/> Palm 6 1200mm double basin

Wallmount height
Kick height / Floor

					
<input type="checkbox"/> Palm 7 1500mm centre basin	<input type="checkbox"/> Palm 8 1500mm off centre	<input type="checkbox"/> Palm 9 1500mm double basin	<input type="checkbox"/> Palm 10 1800mm centre basin	<input type="checkbox"/> Palm 11 1800mm off centre	<input type="checkbox"/> Palm 12 1800mm double basin

Wallmount height
Kick height / Floor

Palm 2,3,5,8 and 11: Right hand basin Left hand basin

2 Base options (Kick not available)

Wallmount | **Legs**(surcharge applies)

Pillar - Black Chrome - **Square** - Black Aluminium

3 Cabinet finishes

Duragrain (16mm only)

Duragrain colour: _____

→ Horizontal grain ↓ Vertical grain

4 Handles For full range of handles, see marquis.com.au/handles-legs

Pinta handle

Handle name: _____

No Handle Do not drill. Attach your own.

5 Top

Above Counter Basin only

1 tap hole 3 tap holes No tap holes

12 o'clock 10 o'clock 2 o'clock

Select basins from Marquis Bathroom Book. Note: Taphole options will vary. Refer Marquis office

Top finish

Symphony colour _____

Caesarstone colour _____

Dekton colour _____

Timber colour _____

Marquis above counter basin range

Basin name _____



Additional info _____

Customer signature _____

Date _____