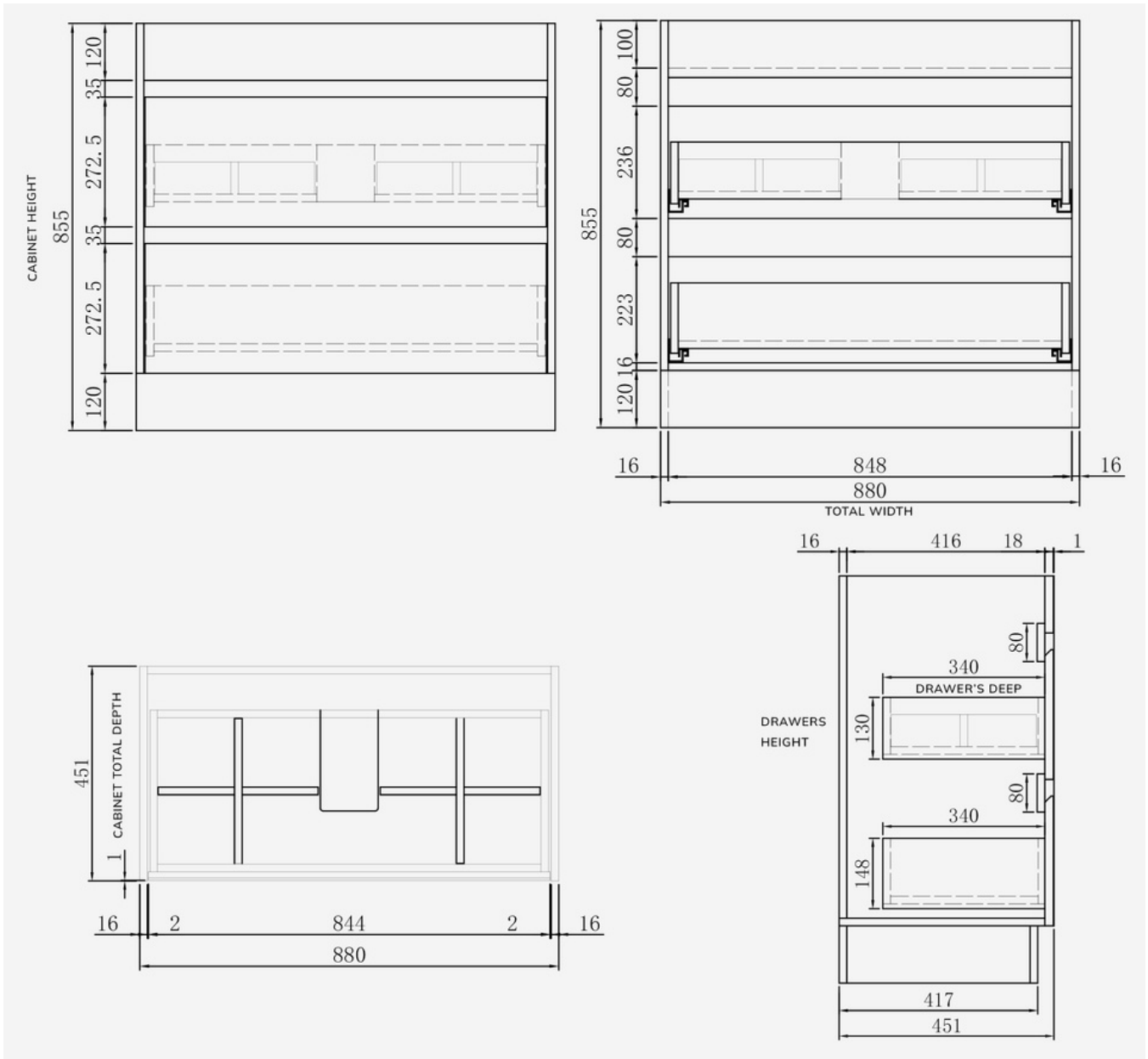


LOUIS MARCO

VENEZIA
FREE STANDING VANITY SERISE

BV01-900



PRODUCT NAME	VENEZIA FREE STANDING
DRAWER & DOOR FEATURE	SOLFT CLOSING
OPENING STYLE	FINGER PULL TO OPEN
DRAWER RUNNER USED	DTC RUNNER
CONFIGURATION	FULL DRAWERS FREE STANDING
WARRANTY PERIOD	10 YEARS
DISPLAY SIZE(MM)	880(W)*451(D)*855(H)

TOP MATCHES

UNERMOUNT BASINS

ST26-900
ST46-900
ST56-900

FLAT STONE TOP (NO HOLES)

ST26FTNH-900
ST46FTNH-900
ST56FTNH-900


CERAMIC TOP

ST28-900

NOTES:

DIMENSIONS ARE NOMINAL. DO NOT DRILL OR ROUGH IN UNTIL YOU HAVE RECIEVED AND MEASURED YOUR VANITY.

INSTALLATION KITS INCLUDED, CONCEAL AT THE PACKAGING.



WHEN YOU RECEIVED YOUR LOUIS MARCO ITEM

WITHIN 48 HOURS OF RECEIVING YOUR GOODS, UNPACK YOUR LOUIS MARCO PRODUCT AND CHECK FOR ANY POSSIBLE FREIGHT DAMAGES OR INCORRECT ITEMS.

PLEASE CONTACT YOUR PLACE OF PURCHASE TO REPORT DAMAGES OR MISSING PARTS.

NO CLAIMS FOR DAMAGES WILL BE RECOGNISED AFTER INSTALLATION.

PLEASE NOTE: FIXING SCREWS/BOLTS ARE NOT SUPPLIED FOR INSTALLATION.

CARE & MAINTENANCE

CABINET

- USE A SOFT CLOTH AND A DILUTE SOLUTION OF NON-ABRASIVE DETERGENT TO MAINTAIN THE FINISH ON YOUR CABINET.
- RUB CAREFULLY WITH VEHICLE CUTTING COMPOUND, AUTO POLISH, OR DOMESTIC BRASS/SILVER CLEANER TO REMOVE SCRATCHES, MARKINGS, AND OTHER IMPERFECTIONS FROM TWO-PACK POLYURETHANE.
- ALL CABINETS SHOULD BE LOCATED AT LEAST 300MM AWAY FROM SHOWERS OR BATHTUBS TO AVOID WATER DAMAGE.
- GOODS USED IN CONSTRUCTION ARE WATER/MOISTURE-RESISTANT, BUT NOT WATER-PROOF.


CERAMIC BASINS AND TOPS

- USE A SOFT CLOTH AND A DILUTE SOLUTION OF NON-ABRASIVE DETERGENT TO MAINTAIN THE FINISH OF YOUR CERAMIC TOP.
- SCRATCHES ON CERAMIC TOPS CANNOT BE FIXED OR REMOVED DUE TO THE GLAZED SURFACE.
- SOME AESTHETIC DISTORTION MAY OCCUR BECAUSE CERAMIC IS A HANDCRAFTED PRODUCT THAT IS FIRED AT HIGH TEMPERATURES. THIS IS NOT A FLAW, BUT IT DOES ADD TO THE PRODUCT'S AESTHETIC APPEAL.

ALL PRODUCTS MUST BE INSTALLED BY A QUALIFIED TRADESPERSON.

IF THE PRODUCT IS NOT INSTALLED IN ACCORDANCE WITH THESE INSTRUCTIONS, YOUR LOUIS MARCO WARRANTY MAY BE VOID AND THE HOMEOWNER MAY HAVE A CLAIM AGAINST YOU (THE INSTALLER).

WARRANTY



UNDER AUSTRALIAN CONSUMER LAW, OUR ITEMS ARE BACKED BY ASSURANCES THAT CANNOT BE REVOKED. IF A PRODUCT IS FOUND TO BE DEFECTIVE IN CONSTRUCTION, MATERIAL, OR ASSEMBLY, YOU ARE ENTITLED TO A REPLACEMENT OR REFUND AFTER AN INSPECTION BY AN AUTHORISED REPRESENTATIVE. IF THE ITEMS FAIL TO BE OF ACCEPTABLE QUALITY AND THE FAULT DOES NOT AMOUNT TO A MAJOR FAILURE, YOU HAVE THE RIGHT TO HAVE THEM REPAIRED OR REPLACED FOR FREE.

CONDITIONS

- 1. A LICENCED TRADESPERSON MUST INSTAL THE ITEMS.
- 2. THE FAILURE IS DUE TO A FLAW IN THE PRODUCT'S MANUFACTURING.
- 3. A RECEIPT IS ISSUED AS PROOF OF PURCHASE.
- 4. THE PRODUCT IS INSTALLED IN LINE WITH THE SPECIFIED INSTRUCTIONS.

EXCLUSIONS

TO THE FULLEST EXTENT PERMISSIBLE BY LAW, THE MANUFACTURER DISCLAIMS ANY AND ALL LIABILITY FOR PERSONAL INJURY OR PROPERTY DAMAGE. PROPERTY, AS WELL AS ANY INDIRECT, RESULTING, OR OTHER LOSS OR DAMAGE THE MANUFACTURER IS NOT RESPONSIBLE FOR INSTALLATION OR REMOVAL COSTS. IF DAMAGE OCCURS DURING OR AFTER INSTALLATION, OR IF A FAULTY OR IMPROPER EQUIPMENT IS USED, THE WARRANTY WILL BE VOID. BEEN PUT IN PLACE ADJUST THE DOORS AND DRAWERS; INAPPROPRIATE OR INAPPROPRIATE USE; INCORRECT INSTALLATION OR INSTALLATION THAT IS NOT IN COMPLIANCE WITH THE MANUFACTURER'S INSTRUCTIONS THE INSTRUCTIONS THAT WERE GIVEN; INSTALLATION OR PARTIAL INSTALLATION BY THE BUYER OR ANYONE ELSE WHO ISN'T A LICENCED TRADESPERSON; CHEMICAL, ELECTROCHEMICAL, OR ELECTRICAL EFFECTS; WEAR AND TEAR; INSUFFICIENT OR COMPLETE ABSENCE OF MAINTENANCE; WATER DAMAGE; CHEMICAL, ELECTROCHEMICAL, OR ELECTRICAL INFLUENCES;

EXCESSIVE HEAT DAMAGE, AS WELL AS THE USE OF HARSH DETERGENTS OR ABRASIVE CLEANERS ON PRODUCT FINISHES, ARE NOT COVERED BY THE WARRANTY. PROCEDURE FOR MAKING A CLAIM CUSTOMERS SHOULD CONTACT THE BRANCH WHERE THE PRODUCT WAS PURCHASED WITH ANY WARRANTY QUESTIONS. THESE SPECIFICS CAN BE FOUND ON YOUR RECEIPT.

✉ INFO@HERABATHWARE.COM.AU

🌐 WWW.HERABATHWARE.COM.AU

📷 @HERABATHWARE

📘 @HERABATHWARE