

# CeramicSpeed Wheel Kit maintenance for Leeze Rim brakes

To ensure the optimal performance and longest possible lifetime of your CeramicSpeed bearings we recommend that you follow a few simple steps.

## Lubrication

The most important part of the maintenance is to ensure that the bearings are lubricated with grease. Grease reduces friction, extends lifetime and prevents contamination and corrosion.

## Maintenance intervals

The need for maintenance fully depends on the conditions the products are exposed to. If you ride cyclo cross in wet and muddy conditions you need to maintain the bearings more often than if you use them on a road bike in dry and sunny conditions. As a general rule you should check the condition of the bearings every 5-10,000 km and if you ride cyclo cross you should check the bearings every 1-3,000 km. Add grease if they are running dry. You should as a minimum lubricate the bearings once per year.

## Maintenance of your Leeze front wheel



1 Remove the end-cap.



2 Wipe any dirt and contamination away from the bearing, hub and end-cap.




3 Gently remove the bearing seal with a narrow blade. Be careful not to cut the seal.



4 If necessary clean the bearing with a brush and some light degreaser. Re-grease the bearing. Mount the seal and the end-cap.

## Maintenance of your Leeze rear wheel




1 Remove the end caps.



2 Wipe any dirt and contamination away from the bearing, hub and end-cap.



3 Gently remove the bearing seal with a narrow blade. Be careful not to cut the seal.



4 If necessary clean the bearing with a brush and some light degreaser. Re-grease the bearing. Mount the seal and the end-cap.

The maintenance can be done by Leeze directly to ensure, that it is done properly. Please contact Leeze ([info@leeze.de](mailto:info@leeze.de) or 0049-2507-9878230)

Die Wartung der Lager kann direkt von Leeze durchgeführt werden, um sicherzustellen, dass diese ordnungsgemäß durchgeführt wird.

Bitte wende dich dafür an den Leeze Kundenservice: ([info@leeze.de](mailto:info@leeze.de) oder 02507-9878230)

**CERAMICSPEED**

# CeramicSpeed Wheel Kit maintenance for Leeze Disc brakes

To ensure the optimal performance and longest possible lifetime of your CeramicSpeed bearings we recommend that you follow a few simple steps.

## Lubrication

The most important part of the maintenance is to ensure that the bearings are lubricated with grease. Grease reduces friction, extends lifetime and prevents contamination and corrosion.

## Maintenance intervals

The need for maintenance fully depends on the conditions the products are exposed to. If you ride cyclo cross in wet and muddy conditions you need to maintain the bearings more often than if you use them on a road bike in dry and sunny conditions. As a general rule you should check the condition of the bearings every 5-10,000 km and if you ride cyclo cross you should check the bearings every 1-3,000 km. Add grease if they are running dry. You should as a minimum lubricate the bearings once per year.

## Maintenance of your Leeze front wheel




1 Remove the disc brake allowing access to remove the end-caps.



2 Wipe any dirt and contamination away from the bearing, hub and end-cap.



3 Gently remove the bearing seal with a narrow blade. Be careful not to cut the seal.



4 If necessary clean the bearing with a brush and some light degreaser. Re-grease the bearing. Mount the seal and the end-cap. Replace the disc brake according to the manufacturers instructions.

## Maintenance of your Leeze rear wheel




1 Remove the disc brake allowing access to extract the axle.



2 Wipe any dirt and contamination away from the bearing, hub and end-cap.



3 Gently remove the bearing seal with a narrow blade. Be careful not to cut the seal.



4 If necessary clean the bearing with a brush and some light degreaser. Re-grease the bearing and mount the seal.



5 Repeat the same process for the freehub body and re-assemble, replacing the axle and end-caps.

The maintenance can be done by Leeze directly to ensure, that it is done properly. Please contact Leeze ([info@leeze.de](mailto:info@leeze.de) or 0049-2507-9878230)

Die Wartung der Lager kann direkt von Leeze durchgeführt werden, um sicherzustellen, dass diese ordnungsgemäß durchgeführt wird. Bitte wende dich dafür an den Leeze Kundenservice: ([info@leeze.de](mailto:info@leeze.de) oder 02507-9878230)

**CERAMICSPEED**