





Center
Glazed
Porcelain Tile

2555 United Lane, Elk Grove Village, IL 60007
708.614.8100 www.mondanicollection.com



500-1101N - 12X24 ASH NAT RECT
500-1101N - 24x48 ASH NAT RECT




500-1103N-12X24 COAL NAT RECT
500-1103N - 24x48 COAL NAT RECT




500-1102N-12X24 CLAY NAT RECT
5001102N - 24x48 CLAY NAT RECT




500-1104N - 12X24 WHITE NAT RECT
500-1104N - 24x48 WHITE NAT RECT




500-1101MOS-2X2




500-1102MOS-2X2




500-1103MOS-2X2




500-1104MOS-2X2



500-1101MOS-1X6



500-1102MOS-1X6




500-1103MOS-1X6




500-1104MOS-1X6



500-1101N-2.5X15



500-1102N-2.5X15



500-1103N-2.5X15



500-1104N-2.5X15

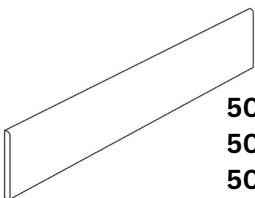
TECHNICAL DATA

Finish NATURAL	Freeze Resist Resistant	Stain Resistant V4	Color Body N/A	Absorb. Resist ≤ 0.5%	Slip Resist Class A	DOOF Area Test ≥ 0.42	Chem Resist Class A	Break Strength ≥ 2750ft	Hardness 8	Grout Joint 1/8"

PACKING INFO

Product Size Inches	Actual Size	THICKNESS MM	LBS/ CARTON	PCS/ CARTON	SF/ CARTON	SF/PALLET	LBS/ PALLET	CARTON/ PALLET
12x24	11.70 x 23.50	8.00	52.09	7	13.37	748.72	2917.01	40
24 x48	23.50 x 47.13	10.0	76.02	2	15.38	307.6	1520.4	25
2.5x15	2.51 x 14.51	8.0	71.00	20	4.3	258	4260	10
1x6 Mosaic	11.77 x 11.77	8.0	96.00	10	9.79	352.44	1296	10
2x 2 Mosaic	11.73x 11.73	8.0	39.99	10	9.57	344.52	1439.64	10

AREAS OF USAGE	
Interior, Dry	Suitable
Interior, Wet	Suitable
Interior, Wet Plus	√ POL √ NAT √ 1"x6", 2"x2", 2.5" x 15"



500-1101N-3X12
500-1102N-3X12
500-1103N-3X12
500-1104N-3X12

Mosaic




2X2 Square
1" X 6" Mosaic
2.5" X 15"

FORMATS



12X24



24 X48