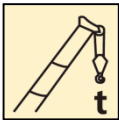


XCA275U

All Terrain Crane

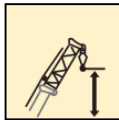
Technical Specifications



275USt



239.5ft



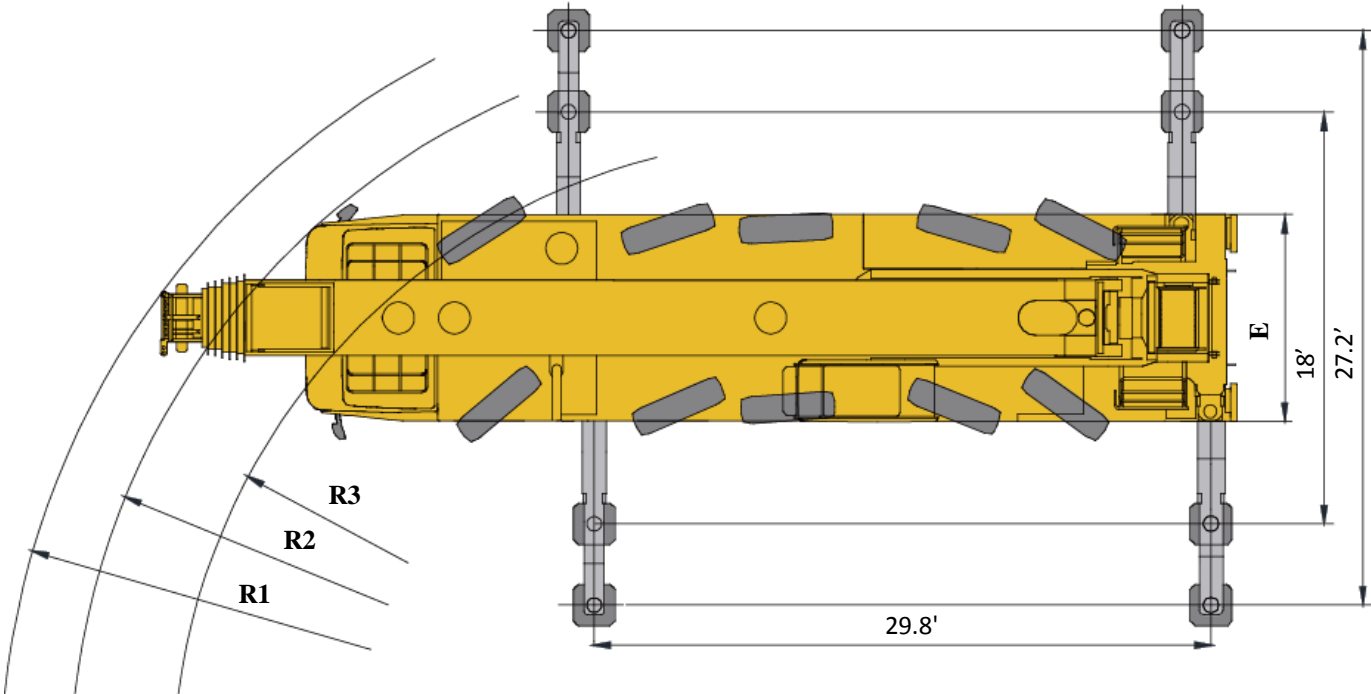
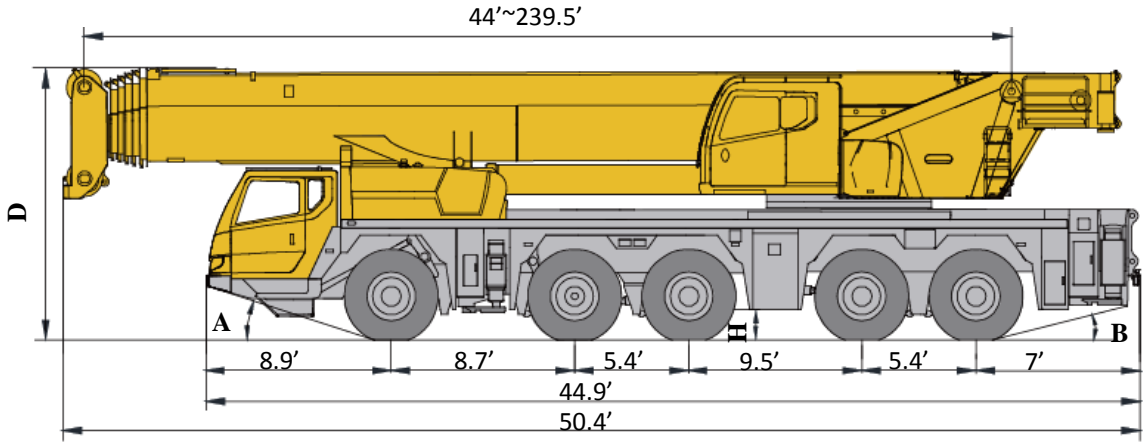
354.3ft



Contents


Contents	
Dimensions	3
Technical Specifications	4-7
Weight / Working Speeds	8-9
Counterweights	10
Dimensions of Parts to be Transported	11
Boom / Jib Combinations	12-14
Boom	15-17
Jib	18-51
Description of Symbols	52
Notes	53
Table of Main Technical Parameters	54-55
Main Parts List	56

Dimensions




	A	B	D	E	R1	R2	R3	H
445/95 R 25 (16.00 R 25)	19°	17.7°	13.2'	9.8'	38.55'	35.27'	30.35'	1.2'
525/80 R25 (20.00 R 25)	19°	17.7°	13.2'	10.2'	39.5'	37.72'	32.8'	1.2'

Technical Specifications

 Chassis	
Frame	Designed and manufactured by XCMG, it is made of high strength steel with fully covered walking surface and anti-torsion box-typed structure. ●
Outrigger	Four outriggers arranged in H-shape are hydraulically controlled by control levers. Double-stage outrigger beam is adopted. There is an outrigger control station located at each side of the chassis, and there is a level gauge, an illuminator and two speed buttons on each control station. There is a check valve fitted in each outrigger cylinder, and a double-way hydraulic valve fitted in each jack cylinder. ●
Engine	OM471LA.E4-1, in-line six-cylinder water-cooled EFI diesel engine, manufactured by Daimler, with max net power of 523.0bhp /1700rpm, compliant with EU Stage IV/ EPA /CARB Tier 4 final standard. Fuel tank capacity : 145 US gal ● OM471LA.E4-3, in-line six-cylinder water-cooled EFI diesel engine, manufactured by Daimler, with max net power of 482.8bhp /1700rpm, compliant with EU Stage IV/ EPA /CARB Tier 4 final standard. Fuel tank capacity : 145 US gal ○
Hydraulic system	The pump unit directly connected to the PTO port of the engine is used for outriggers, steering, suspension and independent cooling for hydraulic system. ●
Transmission	Automatic transmission imported from ZF Germany, equipped with a retarder, 12 forward gears and 2 reverse gears. ●
Transfer box	Mechanical transfer box imported from KESSLER Germany, equipped with an emergency steering oil pump. ●
Axles	High strength axles with reliable performance, imported from KESSLER Germany, equipped with pneumatically controlled disc brakes. ●
Suspension	Hydro-pneumatic suspension is adopted for all axles, providing good shock absorbing effect. Functions of automatic leveling, suspension lifting, elastic/rigid state switch-over, etc. are available. ●


Tires	10 tires and 1 spare tire, each axle is equipped with single tire, manufactured by Michelin / Double coin, large bearing capacity. Tire specifications:445/95R25 (16.00R25) ● Tire specifications: 525/80R25 (20.5R25) ○
Brakes	Service brake: double-circuit air pressure brake, acting on all wheels. ● Parking brake: spring-loaded brake, acting on the wheels of 2-5 axles. Auxiliary brake: engine exhaust brake and engine retarder, and transmission retarder, which are safe and reliable, and will prolong the service life of brake lining.
Steering	All axles steering, with advanced electro-hydraulic proportional steering control technology applied to ensure various steering modes for meeting the requirements under various working conditions. ●
Driver's cab	New full dimension steel structure cab, with suspension connecting structure adopted, is equipped with shock absorbers at the rear of the cab. Safety glass, electrically operated door window lifters, adjustable seats, electrical adjustable mirrors, steering wheel adjustable in height and angle, reversing display and large screen liquid crystal display & CD player are equipped. New combined central control panel is reasonably arranged with arc shape adopted, presenting human-oriented design concept. Heating & air-conditioning are standard. ●
Electrical System	24 V DC ●

 Superstructure	
Frame	Designed and manufactured by XCMG, made of high strength steel ●
Hydraulic system	The variable pump driven by chassis engine is used for hoisting, elevating, telescoping and slewing operations. Imported electro-hydraulic change valve is adopted and matched perfectly with plunger variable pump. Air-cooled hydraulic oil cooler effectively reduces the temperature of oil in the system. ●

Technical Specifications

Operating mode	Pilot electric proportional control and stepless speed regulation are available. Main crane movements are controlled through two control levers at left and right sides.	●
Main winch system	Driven by a hydraulic motor with a planetary gear reducer, a normally closed brake, a balanced valve and a Lebus grooved drum equipped. Imported wire rope with one rope end directly installed in rope socket improves rope replacing speed and makes replacement easy and fast.	●
Auxiliary winch system	Driven by a hydraulic motor with a planetary gear reducer, a normally closed brake, a balanced valve and a Lebus grooved drum equipped.	○
Hook block	176.4 USt hook block	○
	93.7 USt hook block	●
	44.1 USt hook block	●
	13.2 USt hook block	●
LMI	When the actual load moment is approaching overloading value, audible and visual warning will be sent out, and the dangerous operation will be automatically stopped ahead of overloading. Overload memory function (black box) and fault self-diagnosis function are available.	●
Operator's cab	It is equipped with safety glass and protective grilles. A windshield sun shade, a sliding door, an adjustable seat, LMI, electric control box, electric windshield wipers, engine accelerator pedal and engine start switch, etc. are available. The cab can be tilted up to 20°. Heating & air conditioning are standard.	●
Slewing system	Single-row four-point ball contact external tooth slewing ring, driven by a hydraulic motor, with built-in planetary gear reducer and normally closed brake equipped, 360° continuous rotation available. Power control or free slewing function is available, and the slewing speed may be infinitely regulated.	●
Mechanical locking mechanism	For mechanical locking of turntable in the range of 360°.	○

Wireless remote control device	It is used for remote control of crane movements, in order to improve the convenience and safety of operation.	○
Safety devices	Hydraulic balance valve, hydraulic relief valve, double-way hydraulic valve, LMI, lowering limiter for preventing wire rope from over-releasing, anti-two block at boom head for preventing wire rope from over-winding, anemometer for measuring wind speed, and winch monitor for real-time monitoring winch.	●
Combined counterweight	Total weight is 176370lb. Seven counterweight combinations of 22046lb, 44092lb, 66138lb, 88184lb, 110229lb, 149912lb and 176370lb are available.	●
Electrical System	24 V DC.	●

	Boom system	
Boom	7-section, U-shape cross section, welding structure. Single-cylinder pinning telescoping system. One double-acting cylinder with safe valve is used to control the telescoping movements of all boom sections. Various telescoping modes are available. Boom length:44.0ft ~ 239.5ft.	●
Single top	Installed at the boom top, used for single line operation. Its lifting performance is the same as that for boom, but the max. lifting load could not exceed 12.6USt.	●
Jib	Lattice structure, a boom extension of 26.2ft, a jib connecting bracket, a rotating bracket, two jib sections, jib inserts of 13.12 ft and 26.2ft may be combined to extend the total boom length, with 0° , 20° and 40° jib offset angles available. Jib length: 39.4ft~144.3ft.	○

Product parts list is as mentioned above. Please refer to the product quotation for specific parts.

Symbol explanation:

- —it means the standard configuration;
- —it means the optional configuration.

Weights



Axle	1	2	3	4	5	Total Weight
lb	26,455lb	26,455lb	26,455lb	26,455lb	26,455lb	132,275lb

1) Counterweight, single top, hook block, jib, hydraulic hose reel, auxiliary winch, main winch roller bracket on superstructure and turntable ladders are not included;
 Outrigger floats, spare tire, spare tire bracket and removable ladder on chassis are not included.
 Driving type: 10x8; Tire specification:445/95R25

2) The gross vehicle weight and axle load given in the table are the values when 445/95R25 tires are installed; the GVW is increased by 1433lb and each axle load is increased by 287lb if the optional 525/80R25 tires are fitted.



Hook	No. of lines	Weight	Remarks
176.4 USt	14	4,189lb	Double hook, Optional
93.7 USt	7	2,205lb	Double hook, Standard
44.1 USt	3	1,543lb	Single hook, Standard
13.2 USt	1	1,014lb	Single hook, Standard

Working Speeds



mph



445/95 R 25
(16.00 R 25)
525/80 R 25
(20.5 R 25)

0.6 ~ 49.7

60%

0.6 ~ 49.7

60%

Note: max. travel speed is possible only when the boom is over rear of the crane and supported by a boom dolly .



Drive

Working Speed

Max. single line pull

Rope diameter/ length



0-426.5 ft/min, single line,4th layer

12.6USt

0.075ft/984 ft



0-426.5 ft/min, single line,4th layer

12.6USt

0.075ft/852.8ft



0-1.5 r/min

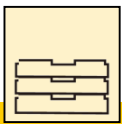
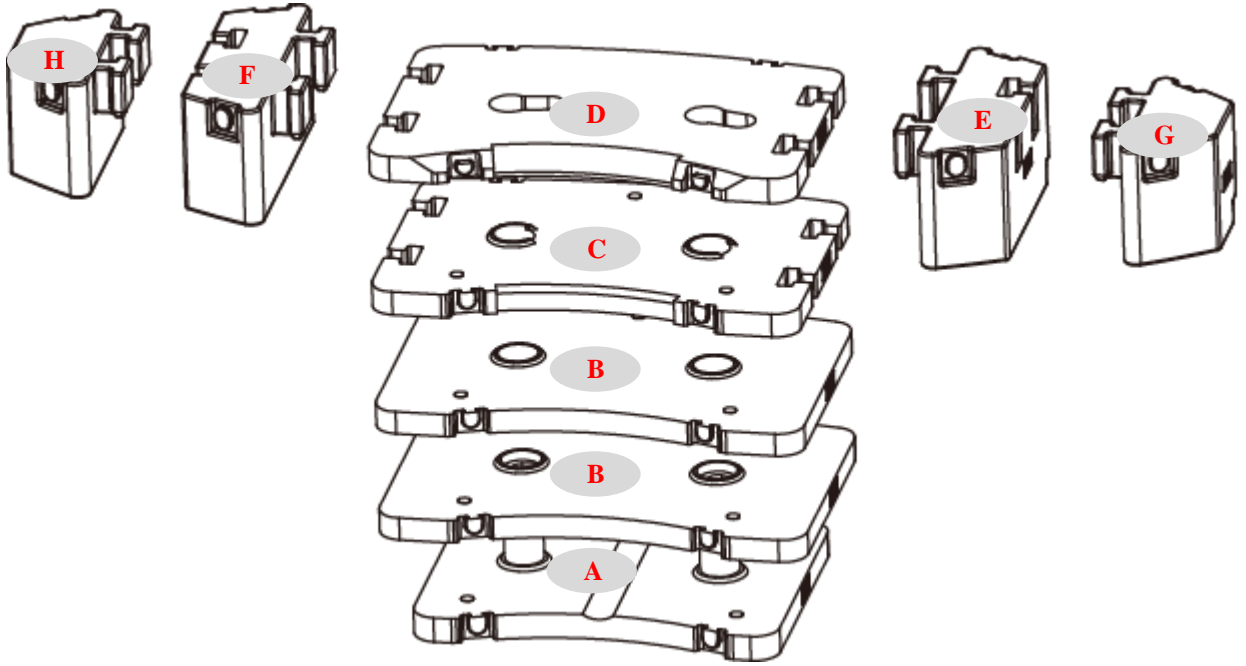


Approx. 55s for boom elevation from -0.5° to 82°



Approx. 750s for boom extension from 43.96ft to 239.5ft

Counterweights

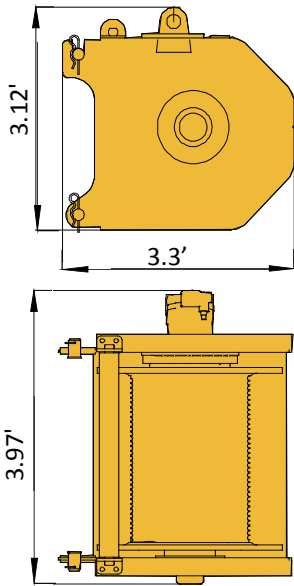


Counterweight	A	B	C	D	E	F	G	H
Dimensions (L×W×H) ft	9.81×7.71×3.36	11.48×7.71×0.73	11.48×7.71×0.76	11.48×7.55×0.71	6.95×3.12×3.31	6.95×3.12×3.31	4.8×3.25×3.31	4.8×3.25×3.31
Weight lb	22,046	22,046	22,046	22,046	19,841	19,841	13,227	13,227

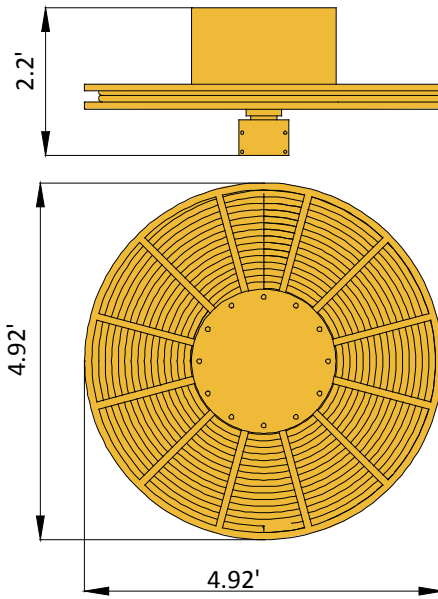
Working mode	176,370 lb	149,912 lb	110,229 lb	88,184 lb	66,138 lb	44,092 lb	22,046 lb
Combinations	A+B×2+C+D+E+F+G+H	A+B×2+C+D+E+F	A+B×2+C+D	A+B×2+C	A+B×2	A+B	A

Dimensions of parts to be transported

4,696 lb
Auxiliary winch (rope included)

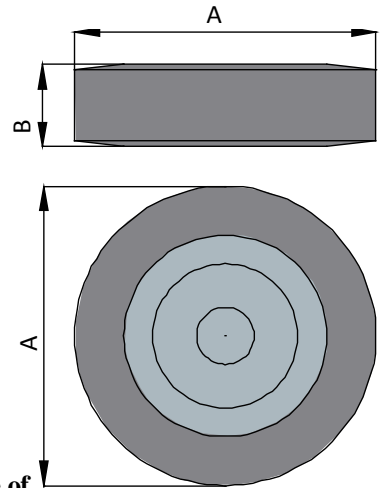


1,014 lb
Hydraulic hose reel

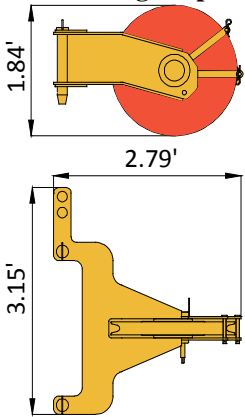


Spare Tire

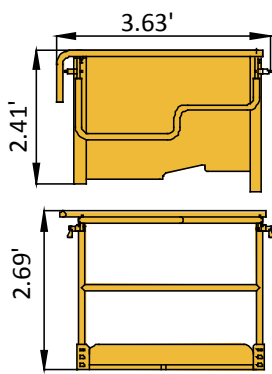
	A	B	重量
445/95R25	4.87'	16"	562lb
525/95R25	4.87'	20.5"	765lb



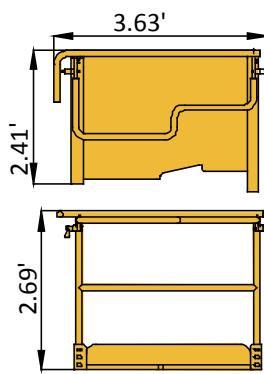
311 lb
Single top



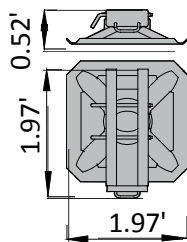
30.9 lb
Ladder at the left side of turntable



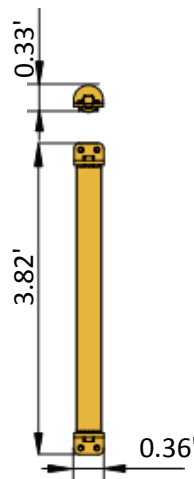
35.3 lb
Ladder at the right side of turntable



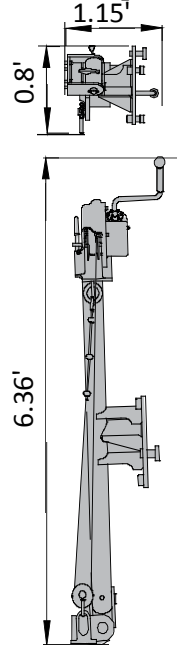
4 × 139 lb = 555.6 lb
Outrigger floats



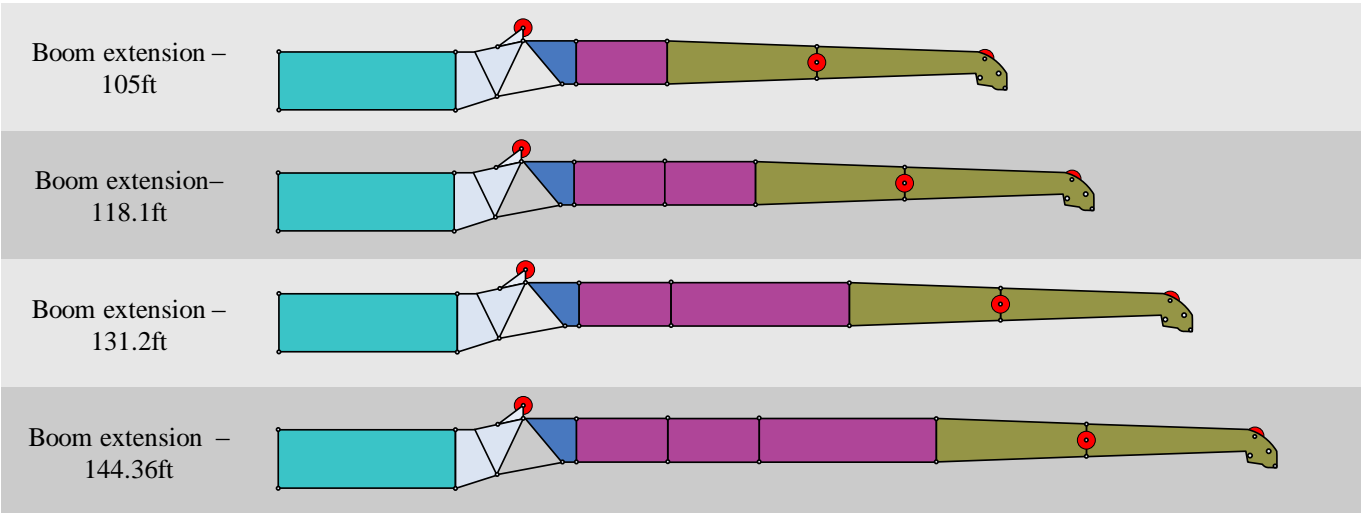
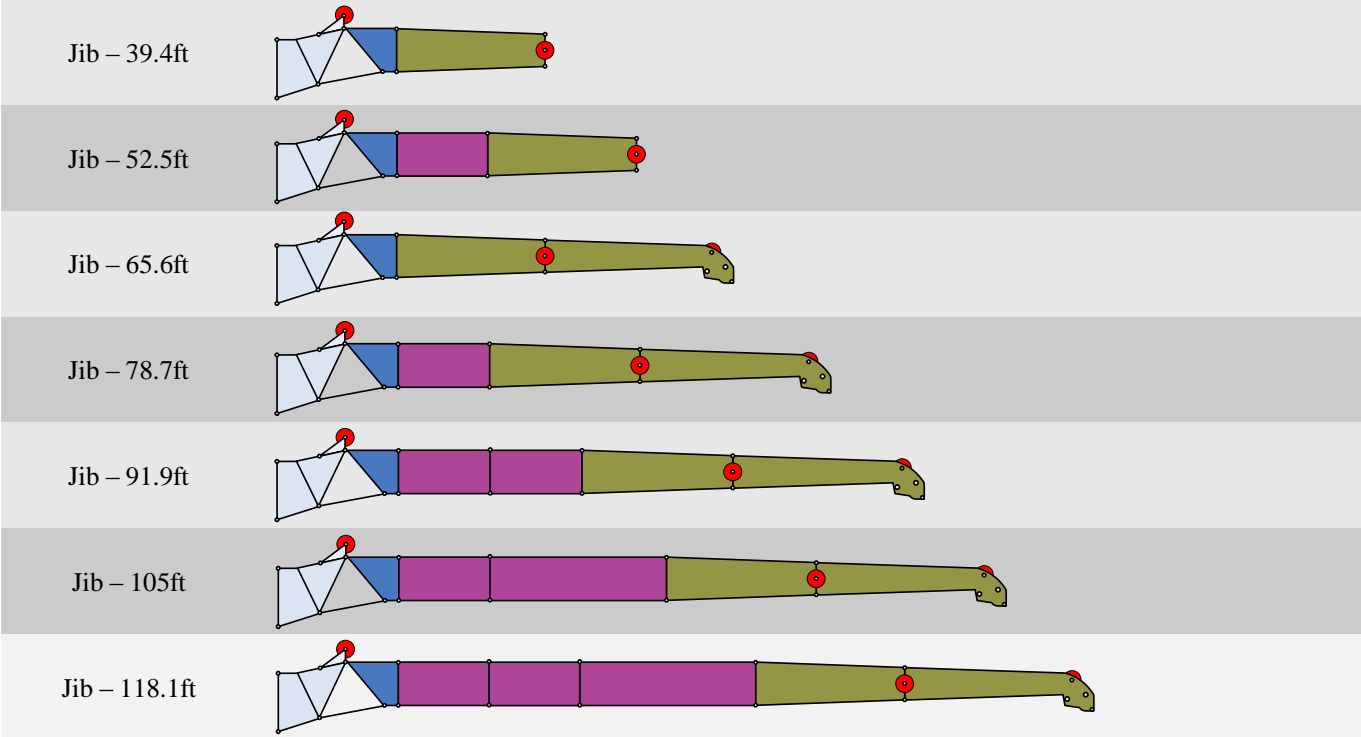
19.8 lb
Main winch roller bracket










141 lb
Bracket of spare tire



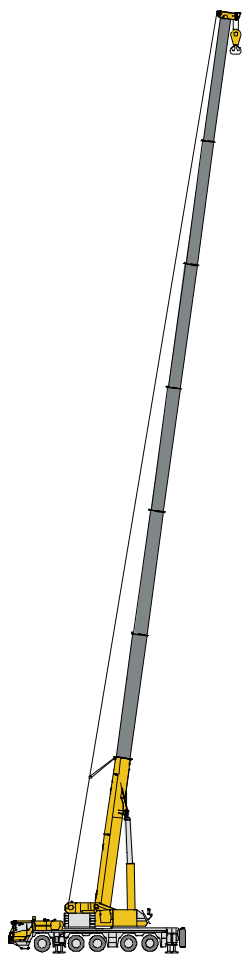
Boom / Jib Combinations



Boom / Jib Combinations


Component	Structure	Dimensions (L×W×H) ft	Weight lb
Connecting bracket		5.4×3.3×7.5	705.5
Rotating bracket		11.8×3.12×4.43	859.8
Telescopic boom extension		26.9×3.44×4.59	1322.7
First jib section assembly		25.3×3.12×3.6	1322.7
Second jib section assembly		26.2×1.97×2.3	881.8
Jib insert I		26.9×3.12×3.6	1234.6
Jib insert II		13.78×3.12×3.6	705.5

Boom / Jib Combinations




Telescopic boom

T : 44.0~239.5ft



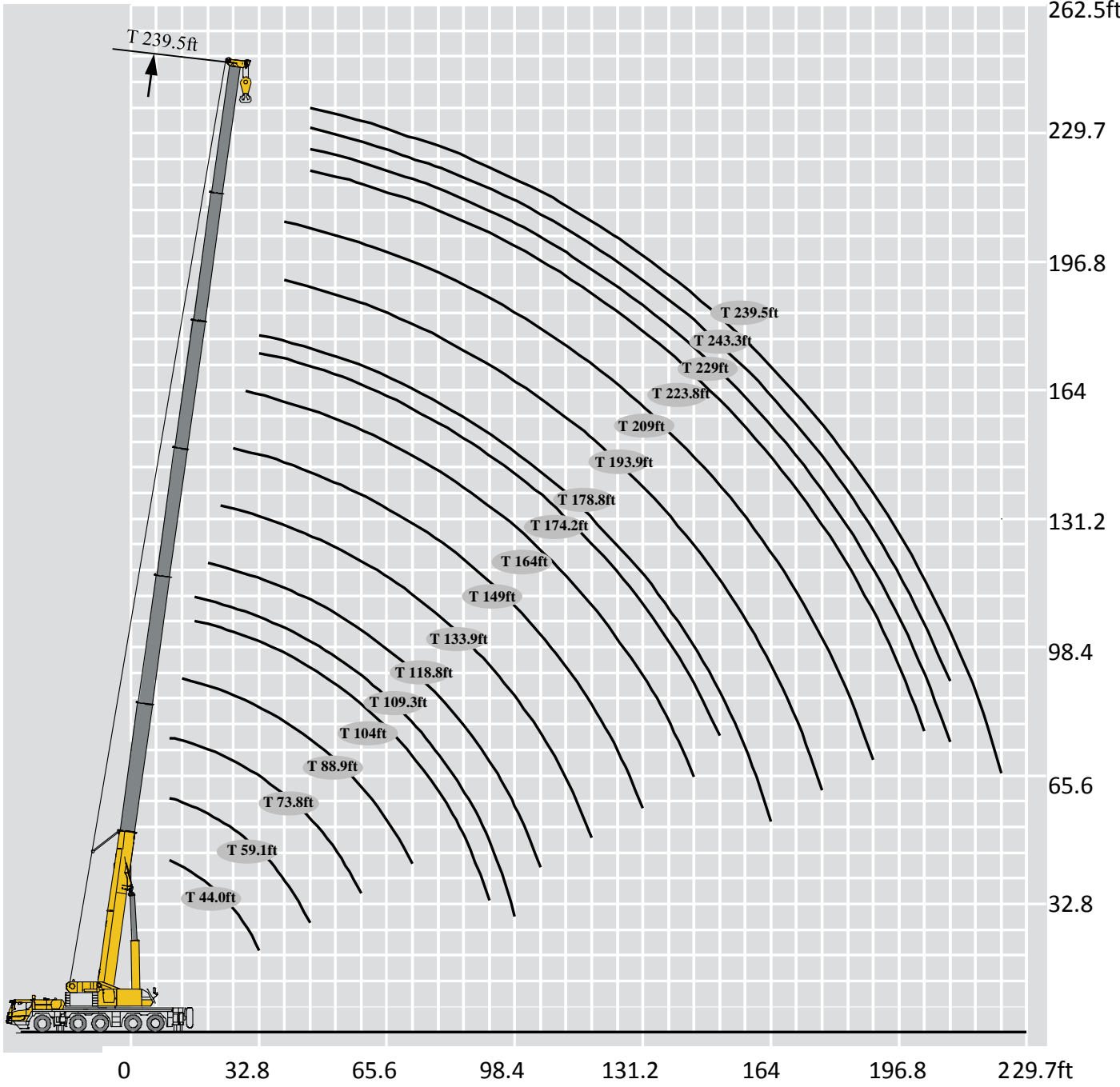
Jib

T : 59.1~239.5ft
J : 39.4~118.1ft





Telescopic boom extension



T : 193.9~223.8ft
I : 26.2ft
J : 78.7~118.1ft



Lifting Capacities



T 44.0~133.9ft



	Pounds × 1000															
	44.0ft	59.1ft	59.1ft	59.1ft	73.8ft	73.8ft	73.8ft	73.8ft	73.8ft	73.8ft	88.9ft	88.9ft	88.9ft	88.9ft		104ft
8	550															8
9.8	330.7	147.5	330.7	330.7	110.0	157.2	308.6	330.7	330.7							9.8
11.5	330.7	139.3	319.7	319.7	102.3	150.8	308.6	308.6	308.6							11.5
13.1	308.6	132.5	308.6	308.6	96.1	144.2	297.6	295.4	293.2	105.6	153.0	266.8	266.8			13.1
14.8	297.6	125.7	286.6	284.4	90.4	137.6	280.0	277.8	277.8	95.7	145.9	266.8	266.8			14.8
16.4	269.0	119.9	271.2	269.0	85.1	131.6	264.6	262.3	260.1	88.0	140.2	259.9	254.4	75.8		16.4
19.7	233.7	109.3	238.1	238.1	76.7	121.9	235.9	233.7	233.0	79.1	131.2	230.2	225.1	68.3		19.7
23.0	209.4	101.4	209.4	209.4	70.1	113.3	211.6	209.4	207.2	72.1	122.8	207.0	201.3	62.2		23.0
26.2	187.4	93.5	187.4	187.4	64.4	106.5	189.6	187.4	187.4	65.9	115.3	188.5	182.5	57.1		26.2
29.5	167.5	87.7	169.8	169.8	59.1	99.0	172.0	169.8	169.8	60.4	108.9	172.4	166.7	52.5		29.5
32.8	143.3	82.2	154.3	154.3	55.3	91.0	155.6	154.3	152.1	56.0	103.0	156.5	152.1	48.5		32.8
39.4		74.3	130.7	128.7	48.5	79.1	129.2	125.4	123.2	48.7	90.2	130.3	123.0	42.1		39.4
45.9		67.5	107.4	105.8	43.2	69.2	103.6	102.7	100.7	43.2	80.2	107.6	100.3	37.0		45.9
52.5					38.6	61.5	93.3	88.2	86.0	38.4	71.9	91.0	84.0	33.3		52.5
59.1					35.3	55.8	80.0	76.1	73.9	34.8	65.0	78.0	71.2	30.0		59.1
65.6										31.5	59.7	70.3	61.1	27.3		65.6
72.2										29.1	55.1	61.3	54.5	25.1		72.2
78.7														22.9		78.7
85.3														21.4		85.3
91.9														19.8		91.9
Code	000000	000001	001000	010000	000002	000011	011000	110000	200000	000021	000111	011100	210000	000022	Code	

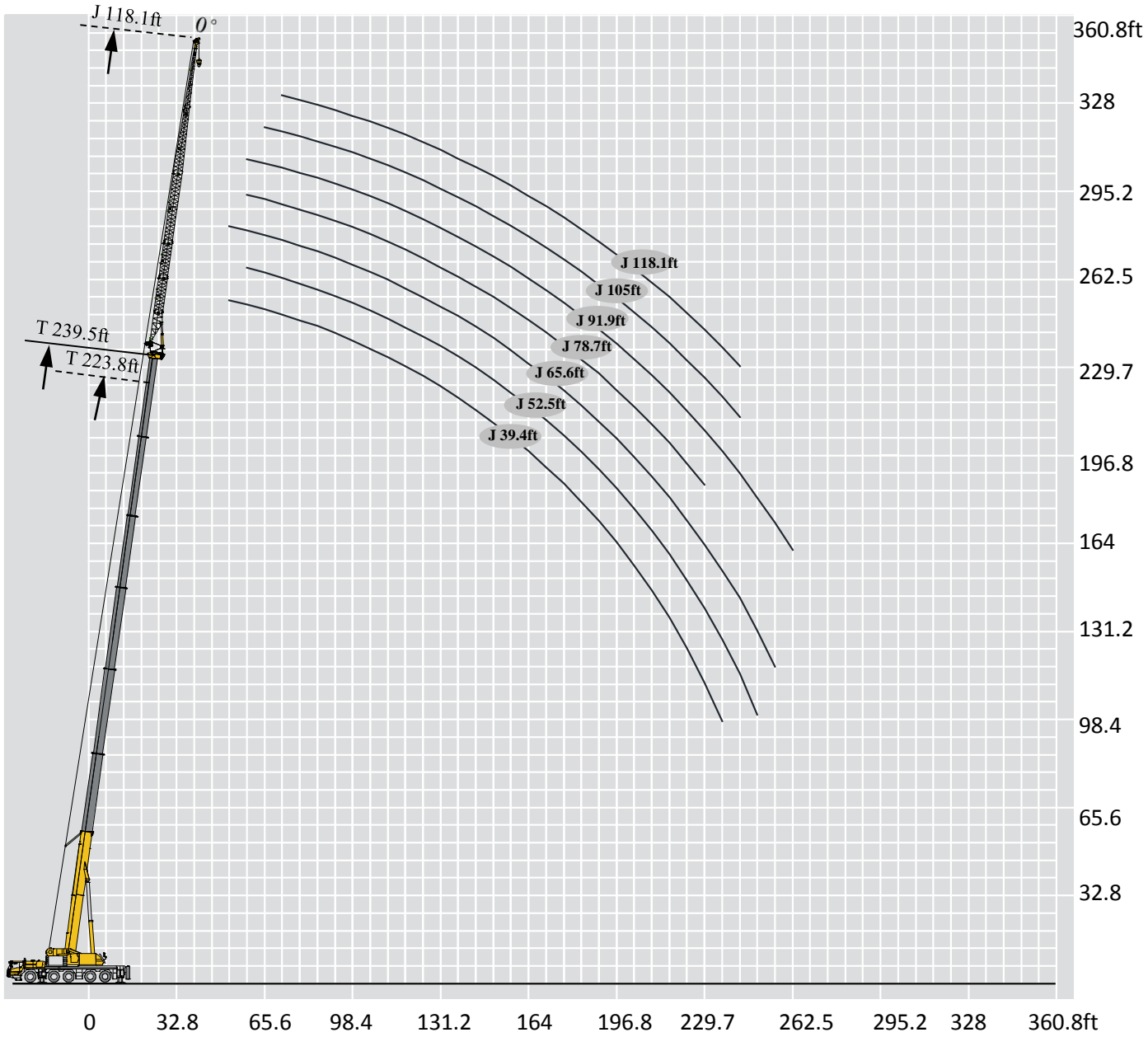
	104ft	104ft	104ft	104ft	104ft	109.3ft	118.8ft	118.8ft	118.8ft	118.8ft	118.8ft	133.9ft	133.9ft	133.9ft	
	16.4	114.9	147.0	222.7	222.7	222.7	72.1								
19.7	103.8	137.6	212.1	221.6	209.9	65.0	70.8	80.9	115.7	176.4	176.4				19.7
23.0	93.5	130.1	193.6	198.4	188.1	59.1	65.0	75.2	106.3	176.4	173.3	63.9	85.3	126.2	23.0
26.2	84.9	122.4	178.1	180.1	170.2	54.5	60.2	69.7	97.2	176.1	158.3	58.6	79.2	115.9	26.2
29.5	78.0	115.7	164.0	164.9	155.9	50.3	56.0	64.8	89.1	161.6	145.5	54.2	73.2	105.9	29.5
32.8	72.3	110.2	151.9	151.9	142.9	46.5	52.0	60.2	81.1	148.6	135.1	50.5	68.3	98.1	32.8
39.4	62.8	100.1	131.2	127.0	123.5	40.6	45.6	52.5	70.3	128.1	116.6	44.1	59.4	83.7	39.4
45.9	55.6	89.7	108.9	104.5	101.2	35.7	40.8	46.5	61.7	105.8	102.1	39.0	52.2	73.8	45.9
52.5	49.6	80.7	92.2	88.2	84.9	31.7	36.4	41.7	54.9	89.5	85.8	35.1	46.6	65.4	52.5
59.1	44.5	73.6	79.6	75.4	72.3	28.9	33.1	37.7	49.6	76.9	73.4	31.7	42.2	58.4	59.1
65.6	40.6	67.7	69.4	65.5	62.2	26.2	30.2	34.2	44.8	67.0	63.5	28.9	38.3	53.3	65.6
72.2	37.3	62.6	61.1	57.3	53.4	23.8	27.8	31.3	40.8	60.2	55.1	26.7	34.9	48.4	72.2
78.7	34.2	57.3	55.6	51.6	47.6	21.8	25.6	28.7	37.5	53.4	48.5	24.9	31.9	44.2	78.7
85.3	31.7	52.5	49.2	45.0	41.2	20.3	23.8	26.7	34.4	46.7	43.4	23.1	29.3	40.6	85.3
91.9	29.5	47.0	43.4	39.2	35.9	18.7	22.5	24.9	32.0	41.4	37.7	21.6	27.1	37.6	91.9
98.4						17.6	20.7	23.1	29.5	36.8	33.1	20.3	25.2	34.9	98.4
105.0							19.6	21.6	27.8	32.8	29.1	19.2	23.4	32.5	105.0
111.5												18.1	21.7	30.3	111.5
118.1												17.2	20.4	26.5	118.1
Code	000211	001111	011110	111100	211000	000033	000122	000221	002111	111110	211100	000222	002211	021111	Code

Lifting Capacities

T 133.9~239.5ft



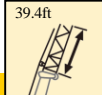
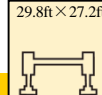

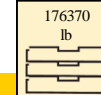
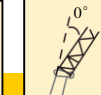

	133.9-239.5ft		29.8ft×27.2ft		360°		176370 lb		Pounds × 1000							
	133.9ft	133.9ft	149ft	149ft	149ft	149ft	164ft	164ft	164ft	164ft	164ft	164ft	174.2ft	178.8ft	178.8ft	
23.0	141.8	166.7														23.0
26.2	133.6	152.3	61.5	73.9	131.2	118.8										26.2
29.5	127.0	139.6	58.4	68.1	123.9	109.1	57.5	84.4	106.9	100.5	97.4					29.5
32.8	121.7	128.7	54.2	63.5	114.6	101.0	54.2	78.5	99.2	93.7	90.2	49.4	54.5	63.5		32.8
39.4	112.2	111.6	47.6	55.3	100.5	87.1	47.6	68.6	86.0	81.1	78.3	43.2	50.5	58.4		39.4
45.9	103.6	98.3	42.3	49.2	89.1	76.7	42.3	61.1	76.3	71.2	68.6	38.4	45.4	52.0		45.9
52.5	90.6	87.1	38.1	44.1	80.0	67.9	37.9	54.9	68.3	63.7	61.1	34.6	41.0	46.7		52.5
59.1	78.0	74.7	34.6	39.9	72.3	61.1	34.6	49.6	61.5	57.1	55.1	31.5	37.3	42.5		59.1
65.6	68.1	64.8	31.7	36.6	65.9	55.3	31.7	45.2	56.2	52.2	50.0	28.7	34.4	38.8		65.6
72.2	60.2	56.7	29.1	33.7	58.2	50.5	29.1	41.9	51.8	47.6	45.6	26.5	31.7	35.7		72.2
78.7	53.6	50.0	27.1	31.3	51.6	46.5	27.1	39.0	47.8	43.7	41.9	24.5	29.5	33.3		78.7
85.3	47.6	43.7	25.4	29.3	45.9	42.3	25.1	36.2	44.3	40.6	38.8	22.7	27.6	31.1		85.3
91.9	42.3	38.1	24.0	27.3	40.3	36.8	23.6	33.7	40.1	37.5	35.9	21.4	25.6	29.1		91.9
98.4	37.5	33.5	22.5	25.8	35.7	32.2	22.3	31.7	35.5	34.0	33.5	20.1	24.0	27.1		98.4
105.0	33.5	29.5	21.2	24.3	32.2	28.2	20.9	30.0	31.5	30.0	29.5	18.7	22.7	25.6		105.0
111.5	31.5	27.6	20.1	22.9	29.1	24.7	19.8	28.4	29.3	26.5	26.0	17.9	21.4	24.0		111.5
118.1	28.2	24.3	19.0	21.6	26.7	21.8	19.0	26.9	27.1	23.6	23.1	17.0	20.5	22.7		118.1
124.7			18.1	20.5	24.7	20.5	18.1	25.6	24.3	20.7	20.3	16.1	19.6	21.6		124.7
131.2			17.2	19.6	22.3	18.1	17.2	23.8	20.9	19.6	19.2	15.2	18.5	20.7		131.2
137.8								16.3	21.6	18.7	17.6	17.4	14.3	17.6		137.8
144.4								15.7	19.6	17.2	16.1	15.2	13.9	17.0		144.4
150.9													13.4	16.3		150.9
157.5														15.7		157.5
164.0														15.2		164.0
Code	111111	211110	001222	002221	211111	222100	002222	022211	221111	222110	222200	003333	012222	022221	Code	

	178.8ft		193.9ft		193.9ft		193.9ft		209ft		223.8ft		229ft		234.3ft		239.5ft		
	178.8ft	178.8ft	193.9ft	193.9ft	193.9ft	193.9ft	193.9ft	209ft	209ft	209ft	223.8ft	229ft	234.3ft	239.5ft					
32.8	68.8	79.4	75.0															32.8	
39.4	67.0	74.7	71.0	48.7	50.3	61.3	53.1	59.1	43.4	48.7	46.3							39.4	
45.9	60.0	67.0	63.5	45.6	46.7	60.2	49.4	58.6	43.4	46.7	45.9	41.9	38.1	35.3	33.1			45.9	
52.5	53.8	60.0	56.4	41.2	43.9	54.0	46.3	52.7	42.3	44.8	45.9	39.2	36.4	34.2	32.6			52.5	
59.1	48.7	54.2	51.1	37.7	41.0	48.9	43.0	47.6	39.5	42.8	42.5	37.0	35.3	32.8	30.9			59.1	
65.6	44.3	49.2	46.3	34.6	37.9	44.8	40.3	43.7	36.2	39.7	38.8	35.5	34.6	32.0	29.5			65.6	
72.2	40.8	45.2	42.3	32.0	35.1	41.2	37.7	39.7	33.5	36.4	35.7	32.8	32.0	30.6	29.5			72.2	
78.7	37.7	41.7	39.0	29.5	32.6	38.4	35.5	36.8	31.1	33.7	32.8	30.2	29.3	28.2	26.7			78.7	
85.3	35.1	38.6	35.9	27.6	30.6	35.5	33.3	34.0	28.9	31.5	30.6	28.0	27.3	26.0	24.9			85.3	
91.9	32.8	35.9	33.5	25.6	28.7	33.1	31.3	31.7	26.7	29.3	28.7	26.0	25.1	24.3	23.6			91.9	
98.4	30.6	33.5	31.1	24.0	26.9	30.9	29.5	29.8	25.1	27.6	26.5	24.3	23.6	22.7	22.0			98.4	
105.0	28.9	31.5	29.1	22.7	25.1	29.1	28.0	28.0	23.6	25.8	24.9	22.9	22.3	21.4	20.7			105.0	
111.5	27.1	28.4	27.3	21.4	24.0	27.3	26.0	26.2	22.5	24.3	23.4	21.8	20.9	20.1	19.4			111.5	
118.1	25.6	25.4	24.5	20.5	22.7	26.0	24.7	24.5	21.2	23.1	22.0	20.5	19.8	19.0	18.5			118.1	
124.7	24.3	22.7	21.8	19.4	21.6	24.0	23.6	23.4	20.3	21.8	20.9	19.6	18.7	18.1	17.4			124.7	
131.2	22.0	20.3	19.4	18.5	20.7	21.6	22.5	20.9	19.4	20.7	20.1	18.7	17.9	17.2	16.5			131.2	
137.8	19.8	18.1	17.2	17.6	19.8	19.6	20.5	18.7	18.5	19.8	18.7	17.6	17.0	16.3	15.7			137.8	
144.4	17.9	16.1	15.4	17.0	19.0	17.6	18.5	17.0	17.6	18.5	17.9	16.8	16.1	15.4	15.0			144.4	
150.9	16.1	14.3	13.7	16.1	18.5	16.4	16.8	15.2	17.0	16.8	16.1	16.1	15.2	14.8	14.3			150.9	
157.5	14.3	12.8	11.9	15.7	17.6	15.5	15.0	13.4	16.3	15.2	14.6	15.4	14.8	14.1	13.7			157.5	
164.0	13.0	12.3	11.7	15.0	16.1	14.9	13.7	12.1	15.4	13.7	13.0	14.3	14.1	13.4	13.0			164.0	
170.6				14.8	14.8	14.2	12.1	10.6	14.1	12.3	11.7	12.8	13.0	13.0	12.6			170.6	
177.2				13.9	13.4	13.6	11.0	9.5	12.8	11.7	10.6	11.7	11.7	11.7	11.7			177.2	
183.7									11.7	11.0	10.4	10.4	10.6	10.6	10.6			183.7	
190.3									10.6	10.6	9.7	9.5	9.5	9.5	9.5			190.3	
196.9												8.8	8.6	8.6	8.6			196.9	
203.4												8.4	7.9	7.5	7.5			203.4	
210.0													7.3	7.1	7.1			210.0	
216.5															6.6			216.5	
223.1															6.4			223.1	
Code	122220	222111	222210	022222	112222	222112	221122	222211	122222	222122	222221	222222	332222	333322	333333	Code			






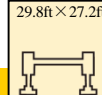

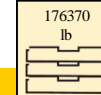
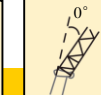

Lifting capacities

T 193.9~239.5ft

													
	193.9ft		193.9ft		209ft		209ft		223.8ft		239.5ft		
	39.4ft		39.4ft		39.4ft		39.4ft		39.4ft		39.4ft		
45.9	27.2	31.3	23.1	25.4	20.3	16.1	45.9						
52.5	26.0	30.9	23.1	25.3	20.3	16.1	52.5						
59.1	24.0	30.5	22.8	24.5	20.3	16.1	59.1						
65.6	23.0	29.4	21.9	23.5	20.3	16.1	65.6						
72.2	21.9	27.9	21.1	21.8	20.3	16.1	72.2						
78.7	20.8	26.3	20.2	20.8	20.1	16.1	78.7						
85.3	19.7	24.4	19.3	19.9	19.8	16.1	85.3						
91.9	18.5	23.0	18.3	19.0	19.2	16.1	91.9						
98.4	17.4	21.8	17.0	18.1	17.6	15.7	98.4						
105.0	16.4	20.6	15.7	17.2	16.8	15.0	105.0						
111.5	15.4	19.4	14.6	16.3	15.8	14.5	111.5						
118.1	14.5	18.4	13.6	15.4	15.1	13.5	118.1						
124.7	13.6	17.4	12.7	14.6	14.3	12.5	124.7						
131.2	12.8	16.4	11.8	13.9	13.4	11.6	131.2						
137.8	12.1	15.5	11.1	13.2	12.6	10.9	137.8						
144.4	11.5	14.6	10.3	12.5	11.8	10.2	144.4						
150.9	10.8	13.8	9.7	11.9	11.1	9.7	150.9						
157.5	10.2	13.0	9.2	11.3	10.8	9.3	157.5						
164.0	9.7	12.2	8.6	10.7	10.1	8.6	164.0						
170.6	9.2	11.5	8.1	10.2	9.9	8.2	170.6						
177.2	8.7	10.8	7.6	9.5	9.5	7.7	177.2						
183.7	8.3	10.4	7.2	9.0	9.0	7.5	183.7						
190.3	7.8	9.9	6.8	8.1	8.2	7.1	190.3						
196.9	7.5	9.5	6.4	7.2	7.7	6.6	196.9						
203.4	7.1	9.0	6.1	6.3	7.5	6.4	203.4						
210.0	6.7	8.2	5.6	5.4	7.1	6.2	210.0						
216.5	6.4	7.3	5.4	4.7	6.8	5.7	216.5						
223.1			5.1	3.9	6.4	5.5	223.1						
229.7			4.8	3.3	6.2	5.3	229.7						
236.2					5.3	5.1	236.2						
242.8						4.4	242.8						
Code	112222	222211	122222	222221	222222	333333	Code						




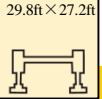
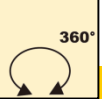
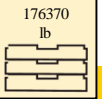
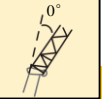

Lifting Capacities

T 193.9~239.5ft

	 193.9ft	 193.9ft	 209ft	 209ft	 223.8ft	 239.5ft	
	52.5ft	52.5ft	52.5ft	52.5ft	52.5ft	52.5ft	
	Pounds × 1000						
45.9	21.3	24.4					45.9
52.5	21.1	24.1	19.4	20.9			52.5
59.1	20.8	23.7	19.2	20.7	17.9	13.9	59.1
65.6	20.3	23.2	19.1	20.5	17.7	14.1	65.6
72.2	19.4	22.8	18.7	20.3	17.6	14.1	72.2
78.7	18.6	22.2	18.0	20.0	17.4	14.1	78.7
85.3	17.8	21.7	17.3	19.6	16.8	14.1	85.3
91.9	17.0	21.2	16.6	18.9	16.3	14.1	91.9
98.4	16.1	20.5	15.8	17.9	16.1	14.2	98.4
105.0	15.4	19.4	14.7	17.3	15.1	13.7	105.0
111.5	14.6	18.4	13.6	16.4	14.6	13.3	111.5
118.1	13.7	17.3	12.6	15.7	14.0	12.6	118.1
124.7	12.9	16.5	11.8	14.8	13.4	11.7	124.7
131.2	12.2	15.6	11.0	14.0	12.6	10.9	131.2
137.8	11.6	14.8	10.3	13.3	11.7	10.1	137.8
144.4	10.9	14.0	9.6	12.5	11.0	9.5	144.4
150.9	10.3	13.3	9.0	11.7	10.3	8.8	150.9
157.5	9.7	12.6	8.4	11.0	9.7	8.1	157.5
164.0	9.2	11.9	7.8	10.3	9.1	7.6	164.0
170.6	8.7	11.2	7.4	9.7	8.5	7.1	170.6
177.2	8.2	10.2	6.9	9.1	8.0	6.6	177.2
183.7	7.8	9.1	6.5	8.5	7.5	6.2	183.7
190.3	7.4	8.0	6.2	8.1	7.1	5.7	190.3
196.9	7.1	7.1	5.7	7.5	6.6	5.3	196.9
203.4	6.7	6.2	5.4	6.6	6.3	5.0	203.4
210.0	6.4	5.3	5.1	5.8	5.9	4.6	210.0
216.5	6.1	4.6	4.8	5.0	5.6	4.3	216.5
223.1	5.7	3.8	4.4	4.3	4.9	4.0	223.1
229.7	5.5	3.2	4.3	3.6	4.2	3.7	229.7
236.2			4.0	2.9	3.5	3.4	236.2
242.8			3.7	2.3	2.9	2.8	242.8
249.3					2.4	2.2	249.3
Code	112222	222211	122222	222221	222222	333333	Code



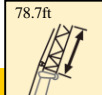
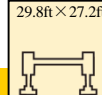

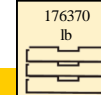
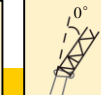

Lifting Capacities

T 193.9~239.5ft

	 193.9ft	 193.9ft	 209ft	 209ft	 223.8ft	 239.5ft	
	65.6ft	65.6ft	65.6ft	65.6ft	65.6ft	65.6ft	
	Pounds × 1000						
45.9	13.9	14.9					45.9
52.5	13.9	15.0	12.8	13.6	12.2		52.5
59.1	14.0	15.0	12.7	13.7	12.3	11.2	59.1
65.6	14.1	15.2	12.8	13.8	12.4	11.2	65.6
72.2	14.2	15.3	12.9	13.8	12.4	11.2	72.2
78.7	14.2	15.0	13.0	13.9	12.5	11.3	78.7
85.3	13.9	14.2	13.1	13.9	12.6	11.4	85.3
91.9	13.0	13.2	13.2	13.7	12.7	11.5	91.9
98.4	12.2	12.4	12.9	12.9	12.8	11.7	98.4
105.0	11.4	11.6	12.2	12.2	12.6	11.7	105.0
111.5	10.8	11.0	11.5	11.5	12.1	11.6	111.5
118.1	10.2	10.3	10.9	10.9	11.9	11.5	118.1
124.7	9.7	9.8	10.4	10.4	11.5	11.3	124.7
131.2	9.3	9.3	10.0	9.9	11.0	10.7	131.2
137.8	8.9	8.9	9.6	9.4	10.6	10.1	137.8
144.4	8.5	8.5	9.2	9.0	10.1	9.5	144.4
150.9	8.1	8.1	8.7	8.6	9.7	9.0	150.9
157.5	7.8	7.8	8.2	8.4	9.5	8.6	157.5
164.0	7.5	7.5	7.7	8.0	9.3	7.7	164.0
170.6	7.2	7.2	7.1	7.7	8.6	7.3	170.6
177.2	7.0	6.9	6.8	7.5	8.2	6.8	177.2
183.7	6.8	6.7	6.4	7.2	7.9	6.4	183.7
190.3	6.6	6.5	6.0	7.0	7.7	6.2	190.3
196.9	6.4	6.3	5.6	6.8	7.3	5.7	196.9
203.4	6.2	6.1	5.3	6.6	6.8	5.5	203.4
210.0	6.0	5.9	5.0	6.5	6.3	5.3	210.0
216.5	5.9	5.7	4.6	5.8	6.0	4.9	216.5
223.1	5.7	5.5	4.4	5.3	5.7	4.6	223.1
229.7	5.4	5.1	4.1	5.1	5.3	4.4	229.7
236.2	5.3	5.1	3.9	4.2	4.9	4.2	236.2
242.8	4.9	2.7	3.6	3.5	4.4	4.0	242.8
249.3			3.4	3.1	4.2	3.5	249.3
255.9			3.2		3.7	3.1	255.9
Code	112222	222211	122222	222221	222222	333333	Code




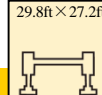

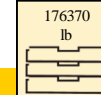
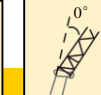

Lifting Capacities

T 193.9~239.5ft

							Pounds × 1000		
	193.9ft	193.9ft	209ft	209ft	223.8ft	239.5ft			
	78.7ft	78.7ft	78.7ft	78.7ft	78.7ft	78.7ft	78.7ft		
52.5	12.8	13.9							52.5
59.1	12.9	14.0	11.7	12.6	11.3				59.1
65.6	12.8	14.0	11.8	12.6	11.3	10.2			65.6
72.2	12.6	13.7	11.8	12.7	11.4	10.2			72.2
78.7	12.3	13.4	11.7	12.4	11.2	10.2			78.7
85.3	12.0	13.1	11.5	12.1	11.1	10.1			85.3
91.9	11.8	12.8	11.3	11.9	10.9	9.9			91.9
98.4	11.5	12.3	11.1	11.6	10.7	9.8			98.4
105.0	11.3	11.5	10.9	11.4	10.5	9.7			105.0
111.5	10.7	10.8	10.7	11.2	10.3	9.6			111.5
118.1	10.1	10.3	10.5	10.7	10.2	9.4			118.1
124.7	9.7	9.8	10.3	10.2	10.0	9.3			124.7
131.2	9.2	9.3	9.8	9.8	9.8	9.2			131.2
137.8	8.8	8.9	9.4	9.4	9.7	9.1			137.8
144.4	8.4	8.5	8.7	8.9	9.5	8.7			144.4
150.9	8.1	8.1	8.1	8.6	9.1	8.1			150.9
157.5	7.8	7.8	7.6	8.3	8.8	7.4			157.5
164.0	7.5	7.5	7.1	7.9	8.2	7.1			164.0
170.6	7.2	7.2	6.6	7.7	7.8	6.6			170.6
177.2	7.0	6.9	6.2	7.4	7.2	6.2			177.2
183.7	6.7	6.7	5.8	7.2	6.8	5.7			183.7
190.3	6.5	6.4	5.5	7.0	6.4	5.5			190.3
196.9	6.4	6.3	5.1	6.8	6.0	5.1			196.9
203.4	6.1	6.1	4.8	6.5	5.6	4.9			203.4
210.0	5.9	5.9	4.5	6.1	5.2	4.6			210.0
216.5	5.6	5.7	4.2	5.8	4.9	4.2			216.5
223.1	5.3	4.9	3.8	5.5	4.6	4.2			223.1
229.7	5.1	4.3	3.7	5.3	4.3	3.7			229.7
236.2	4.8	3.6	3.4	5.1		3.5			236.2
242.8	4.6	3.0				3.3			242.8
249.3	4.4	2.4							249.3
Code	112222	222211	122222	222221	222222	333333			Code



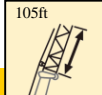
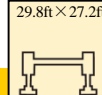

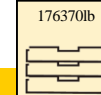

Lifting Capacities

T 193.9~239.5ft

	 193.9ft	 193.9ft	 209ft	 209ft	 223.8ft	 239.5ft	
	91.9ft	91.9ft	91.9ft	91.9ft	91.9ft	91.9ft	
	Pounds × 1000						
52.5	11.2	12.3					52.5
59.1	10.9	12.0	10.4	10.9	9.8		59.1
65.6	10.7	11.7	10.1	10.7	9.6	8.6	65.6
72.2	10.5	11.4	10.0	10.5	9.5	8.6	72.2
78.7	10.2	11.1	9.7	10.2	9.3	8.5	78.7
85.3	10.0	10.8	9.6	10.1	9.1	8.3	85.3
91.9	9.8	10.5	9.4	9.8	9.0	8.2	91.9
98.4	9.6	10.3	9.2	9.6	8.8	8.1	98.4
105.0	9.4	10.0	9.0	9.4	8.7	8.0	105.0
111.5	9.1	9.8	8.8	9.2	8.5	7.9	111.5
118.1	8.9	9.5	8.7	9.0	8.4	7.8	118.1
124.7	8.7	9.1	8.5	8.8	8.2	7.7	124.7
131.2	8.5	8.7	8.3	8.6	8.1	7.6	131.2
137.8	8.1	8.3	8.2	8.4	7.9	7.5	137.8
144.4	7.9	7.9	8.0	8.3	7.8	7.3	144.4
150.9	7.5	7.6	7.8	7.9	7.7	7.2	150.9
157.5	7.1	7.2	7.7	7.7	7.6	7.0	157.5
164.0	7.0	6.9	7.4	7.4	7.4	6.5	164.0
170.6	6.6	6.7	7.1	7.1	7.2	6.0	170.6
177.2	6.4	6.4	6.8	6.8	6.8	5.6	177.2
183.7	6.2	6.3	6.6	6.6	6.3	5.5	183.7
190.3	6.1	6.1	6.4	6.4	6.0	5.1	190.3
196.9	5.8	5.8	6.2	6.2	5.7	4.9	196.9
203.4	5.7	5.7	6.0	6.0	5.4	4.6	203.4
210.0	5.5	5.5	5.7	5.8	5.1	4.3	210.0
216.5	5.3	5.4	5.4	5.5	4.8	4.0	216.5
223.1	5.0	5.2	5.0	5.2	4.5	3.8	223.1
229.7	4.8	4.5	4.7	4.9	4.3	3.5	229.7
236.2	4.5	3.8	4.3	4.7	4.1	3.3	236.2
242.8	4.3	3.2	4.0	4.4	3.9	3.1	242.8
249.3	4.0	2.6	3.8	4.2	3.5	2.9	249.3
255.9	3.8		3.5	4.0	3.3		255.9
262.5				3.8			262.5
Code	112222	222211	122222	222221	222222	333333	Code




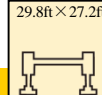


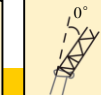
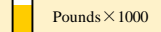

Lifting Capacities

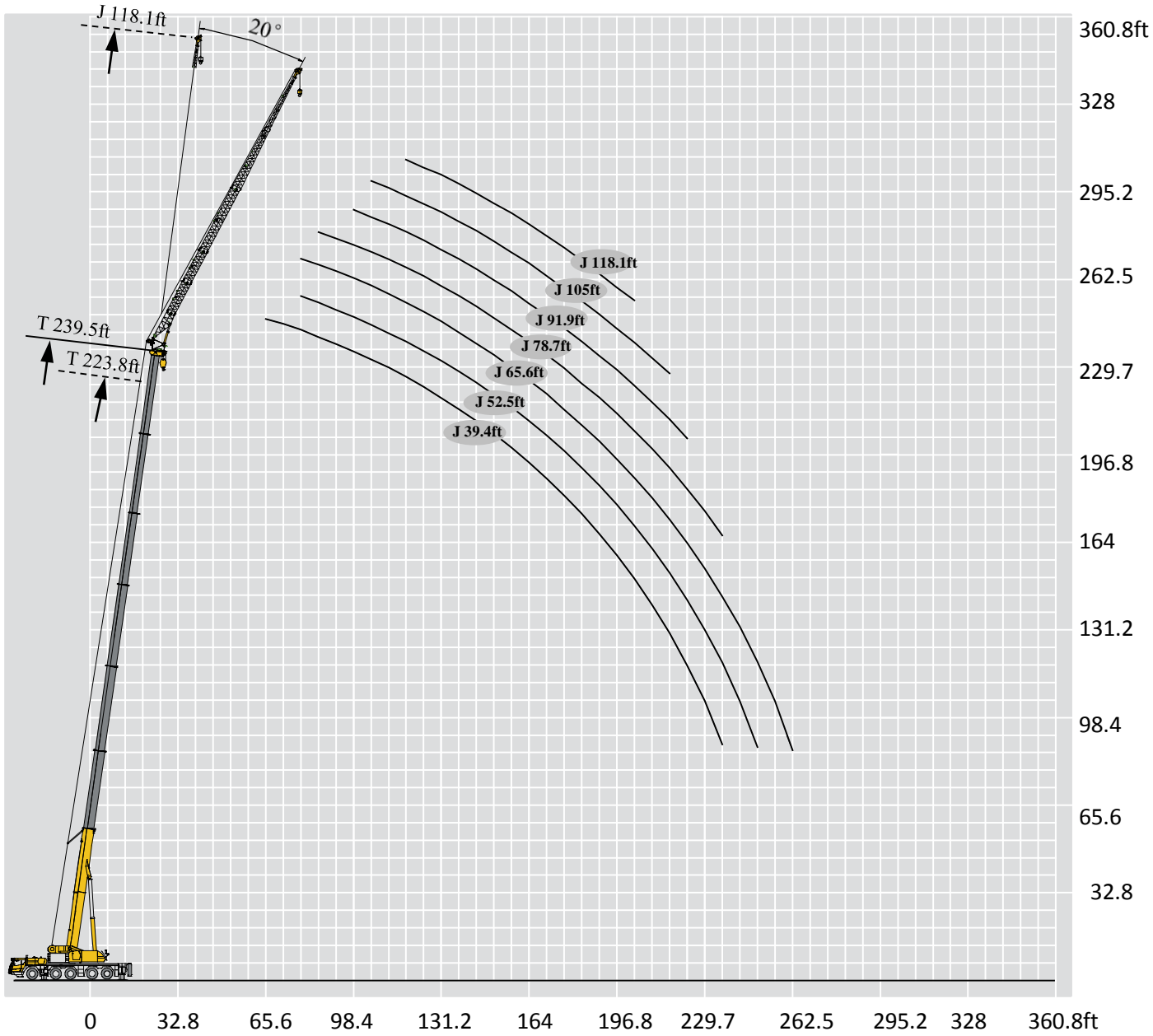
T 193.9~223.8ft

	 193.9ft	 193.9ft	 209ft	 209ft	 223.8ft	
	105ft	105ft	105ft	105ft	105ft	
	Pounds × 1000					
52.5	9.4	10.4				52.5
59.1	9.2	10.1	8.7	9.2		59.1
65.6	9.0	9.8	8.5	9.0	8.1	65.6
72.2	8.8	9.6	8.4	8.8	8.0	72.2
78.7	8.6	9.4	8.2	8.6	7.8	78.7
85.3	8.4	9.1	8.0	8.4	7.7	85.3
91.9	8.2	8.8	7.9	8.2	7.5	91.9
98.4	8.0	8.6	7.7	8.1	7.4	98.4
105.0	7.8	8.4	7.5	7.9	7.2	105.0
111.5	7.6	8.2	7.4	7.7	7.1	111.5
118.1	7.5	8.0	7.2	7.5	7.0	118.1
124.7	7.3	7.8	7.1	7.4	6.9	124.7
131.2	7.1	7.6	6.9	7.2	6.7	131.2
137.8	6.9	7.4	6.8	7.1	6.6	137.8
144.4	6.8	7.2	6.7	6.9	6.5	144.4
150.9	6.7	7.0	6.5	6.8	6.4	150.9
157.5	6.5	6.8	6.4	6.6	6.3	157.5
164.0	6.4	6.7	6.3	6.5	6.2	164.0
170.6	6.2	6.5	6.2	6.3	6.0	170.6
177.2	6.1	6.4	5.9	6.2	5.7	177.2
183.7	6.0	6.1	5.5	5.8	5.3	183.7
190.3	5.8	6.0	5.1	5.3	5.0	190.3
196.9	5.6	5.7	4.7	5.0	4.6	196.9
203.4	5.3	5.5	4.6	4.8	4.3	203.4
210.0	4.9	5.4	4.4	4.7	4.0	210.0
216.5	4.6	5.0	4.2	4.5	3.8	216.5
223.1	4.3	4.7	4.0	4.2	3.5	223.1
229.7	4.1	4.3	3.7	4.2	3.2	229.7
236.2	3.8	4.0	3.3	4.0	3.0	236.2
242.8	3.6	3.7	3.1	3.7	2.7	242.8
249.3	3.3	3.5	2.8	3.5		249.3
255.9	3.1	3.3	2.7			255.9
262.5	2.9		2.5			262.5
269.0	2.8		2.2			269.0
Code	112222	222211	122222	222221	222222	Code

Lifting Capacities



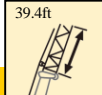
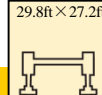

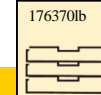
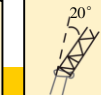
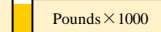

T 193.9~223.8ft

								
	193.9ft	193.9ft	209ft	209ft	223.8ft			
	118.1ft	118.1ft	118.1ft	118.1ft	118.1ft			
59.1	7.7	8.5						59.1
65.6	7.6	8.3	7.2	7.6				65.6
72.2	7.4	8.1	7.0	7.4	6.7			72.2
78.7	7.2	7.9	6.9	7.2	6.5			78.7
85.3	7.0	7.6	6.7	7.1	6.4			85.3
91.9	6.9	7.4	6.6	6.9	6.3			91.9
98.4	6.7	7.2	6.4	6.8	6.1			98.4
105.0	6.5	7.0	6.3	6.6	6.0			105.0
111.5	6.4	6.9	6.1	6.4	5.9			111.5
118.1	6.2	6.7	6.0	6.3	5.8			118.1
124.7	6.1	6.5	5.9	6.1	5.7			124.7
131.2	5.9	6.4	5.8	6.0	5.7			131.2
137.8	5.8	6.2	5.7	5.9	5.7			137.8
144.4	5.6	6.2	5.5	5.7	5.5			144.4
150.9	5.5	6.0	5.4	5.6	5.5			150.9
157.5	5.4	6.0	5.3	5.5	5.5			157.5
164.0	5.3	6.0	5.2	5.4	5.5			164.0
170.6	5.2	5.7	5.1	5.3	5.3			170.6
177.2	5.0	5.7	5.0	5.1	5.1			177.2
183.7	4.9	5.5	4.9	5.0	4.9			183.7
190.3	4.8	5.5	4.5	4.9	4.9			190.3
196.9	4.7	5.3	4.6	4.6	4.6			196.9
203.4	4.6	5.1	4.4	4.4	4.4			203.4
210.0	4.4	4.9	4.2	4.2	4.2			210.0
216.5	4.1	4.6	4.2	4.2	4.0			216.5
223.1	4.0	4.4	4.2	4.0	3.7			223.1
229.7	3.8	3.9	4.0	3.7	3.5			229.7
236.2	3.7	3.7	3.7	3.5	3.5			236.2
242.8	3.6	3.5	3.5	3.3	3.3			242.8
249.3	3.5	3.3	3.3	3.1	3.1			249.3
255.9	3.4	3.1	3.0	2.7	2.9			255.9
262.5	3.2	3.1	2.8					262.5
269.0	2.9		2.7					269.0
275.6	2.8		2.3					275.6
Code	112222	222211	122222	222221	222222	Code		Code






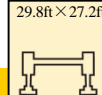

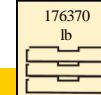
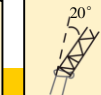

Lifting Capacities

T 193.9~239.5ft

								
	193.9ft	193.9ft	209ft	209ft	223.8ft	239.5ft		
	39.4ft	39.4ft	39.4ft	39.4ft	39.4ft	39.4ft		
59.1	22.5	26.1	21.4	25.0				59.1
65.6	21.3	25.2	20.6	24.0	19.8			65.6
72.2	20.4	24.8	19.8	23.0	19.2	17.2		72.2
78.7	19.3	24.4	19.1	22.0	18.6	16.7		78.7
85.3	18.4	23.6	18.3	20.9	17.9	16.2		85.3
91.9	17.4	22.3	17.5	19.9	17.3	16.1		91.9
98.4	16.6	21.1	16.7	18.9	16.7	15.2		98.4
105.0	15.8	20.1	16.0	17.9	16.0	14.4		105.0
111.5	15.1	19.0	15.3	16.6	15.2	13.2		111.5
118.1	14.3	17.8	14.4	15.3	14.1	12.3		118.1
124.7	13.5	16.6	13.6	14.4	13.4	11.7		124.7
131.2	12.7	15.6	12.7	13.4	12.6	11.2		131.2
137.8	12.1	15.0	12.0	12.5	11.9	10.4		137.8
144.4	11.4	14.1	11.2	11.7	11.5	9.9		144.4
150.9	10.8	13.4	10.6	11.0	10.8	9.5		150.9
157.5	10.2	12.8	9.9	10.3	10.4	8.8		157.5
164.0	9.7	12.1	9.3	9.6	9.7	8.4		164.0
170.6	9.1	11.7	8.8	9.0	9.3	7.9		170.6
177.2	8.7	11.0	8.3	8.4	9.0	7.7		177.2
183.7	8.3	10.8	7.8	7.9	8.6	7.3		183.7
190.3	7.8	10.4	7.5	7.4	8.2	7.1		190.3
196.9	7.5	8.8	7.0	7.0	7.9	6.6		196.9
203.4	7.1	7.9	6.7	6.5	7.7	6.4		203.4
210.0	6.8	6.8	5.7	5.5	7.3	6.2		210.0
216.5			5.3	4.9	7.1	6.0		216.5
223.1			4.9	4.4	6.4	5.5		223.1
229.7					5.5	5.1		229.7
236.2					4.4	4.4		236.2
Code	112222	222211	122222	222221	222222	333333		Code



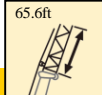
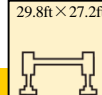

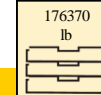
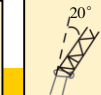

Lifting Capacities

T 193.9~239.5ft

							Pounds × 1000	
	193.9ft	193.9ft	209ft	209ft	223.8ft	239.5ft		
	52.5ft	52.5ft	52.5ft	52.5ft	52.5ft	52.5ft		
65.6	18.1	18.8						65.6
72.2	17.4	18.3	16.6	17.0				72.2
78.7	16.7	17.9	16.2	16.7	15.4			78.7
85.3	16.0	17.5	15.8	16.5	15.2	14.1		85.3
91.9	15.4	17.2	15.3	16.2	15.0	13.8		91.9
98.4	14.8	16.9	14.7	16.0	14.6	13.4		98.4
105.0	14.2	16.5	14.2	15.8	14.2	13.0		105.0
111.5	13.5	16.2	13.6	15.5	13.7	12.4		111.5
118.1	12.9	15.8	13.1	14.5	12.9	11.5		118.1
124.7	12.4	15.5	12.5	13.6	12.1	10.6		124.7
131.2	11.8	14.5	11.7	12.6	11.2	9.8		131.2
137.8	11.3	13.6	11.1	11.7	10.5	9.2		137.8
144.4	10.8	12.8	10.3	10.9	9.7	8.5		144.4
150.9	10.2	11.9	9.7	10.3	9.1	7.8		150.9
157.5	9.6	11.2	9.2	9.6	8.5	7.2		157.5
164.0	9.2	10.5	8.5	9.0	8.0	6.7		164.0
170.6	8.7	9.9	8.0	8.3	7.4	6.2		170.6
177.2	8.3	9.2	7.5	7.8	6.9	5.7		177.2
183.7	7.9	8.6	7.1	7.3	6.4	5.2		183.7
190.3	7.4	8.1	6.7	6.8	6.0	4.8		190.3
196.9	7.1	7.6	6.3	6.3	5.5	4.4		196.9
203.4	6.7	7.0	6.0	5.9	5.2	4.1		203.4
210.0	6.4	6.1	5.6	5.5	4.8	3.7		210.0
216.5	6.1	5.2	5.3	5.0	4.4	3.4		216.5
223.1	5.7	4.4	4.9	4.7	4.1	3.1		223.1
229.7			4.6	4.2	3.8			229.7
236.2			4.3	3.5	3.4			236.2
242.8					3.2			242.8
249.3					2.9			249.3
Code	112222	222211	122222	222221	222222	333333		Code



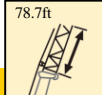
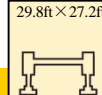

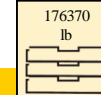
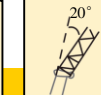
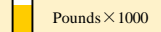

Lifting Capacities

T 193.9~239.5ft

							Pounds × 1000		
	193.9ft	193.9ft	209ft	209ft	223.8ft	239.5ft			
	65.6ft	65.6ft	65.6ft	65.6ft	65.6ft	65.6ft			
65.6	9.9	10.1						65.6	
72.2	9.5	9.6		9.7	9.7			72.2	
78.7	9.2	9.2		9.3	9.3	9.5		78.7	
85.3	8.8	8.9		9.0	9.0	9.1	9.1	85.3	
91.9	8.5	8.5		8.7	8.7	8.8	8.9	91.9	
98.4	8.2	8.3		8.4	8.4	8.5	8.7	98.4	
105.0	7.9	8.0		8.1	8.2	8.3	8.5	105.0	
111.5	7.7	7.7		7.9	7.9	8.1	8.3	111.5	
118.1	7.5	7.5		7.7	7.6	7.9	8.1	118.1	
124.7	7.3	7.2		7.5	7.5	7.7	7.9	124.7	
131.2	7.1	7.1		7.3	7.3	7.5	7.8	131.2	
137.8	6.9	6.9		7.2	7.1	7.4	7.7	137.8	
144.4	6.7	6.7		7.0	6.9	7.2	7.5	144.4	
150.9	6.6	6.6		6.9	6.8	7.1	7.4	150.9	
157.5	6.4	6.4		6.7	6.7	7.0	7.1	157.5	
164.0	6.3	6.3		6.6	6.6	6.9	6.7	164.0	
170.6	6.2	6.2		6.5	6.4	6.8	6.2	170.6	
177.2	6.1	6.1		6.4	6.4	6.7	5.7	177.2	
183.7	6.0	5.9		6.3	6.3	6.4	5.5	183.7	
190.3	6.0	5.8		6.2	6.2	6.0	5.3	190.3	
196.9	5.9	5.8		6.2	6.1	5.6	4.9	196.9	
203.4	5.9	5.8		5.9	5.9	5.2	4.6	203.4	
210.0	5.8	5.7		5.5	5.6	5.1	4.4	210.0	
216.5	5.8	5.7		5.2	5.2	4.9	4.0	216.5	
223.1	5.7	5.5		4.9	4.9	4.4		223.1	
229.7	5.4	4.7		4.6	4.5	4.2		229.7	
236.2	5.2	3.9		4.4	4.1	4.0		236.2	
242.8				4.2	3.7	3.7		242.8	
249.3				4.0	3.5	3.5		249.3	
255.9						3.1		255.9	
262.5						2.9		262.5	
Code	112222	222211		122222	222221	222222		333333	Code




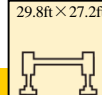

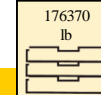
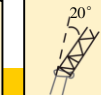
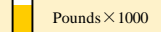

Lifting Capacities

T 193.9~239.5ft

								
	193.9ft	193.9ft	209ft	209ft	223.8ft	239.5ft		
	78.7ft	78.7ft	78.7ft	78.7ft	78.7ft	78.7ft		
72.2	9.5	9.6						72.2
78.7	9.1	9.2	9.0	9.3				78.7
85.3	8.8	8.9	8.8	8.9	9.0			85.3
91.9	8.5	8.5	8.6	8.6	8.7	8.5		91.9
98.4	8.2	8.2	8.3	8.4	8.5	8.4		98.4
105.0	7.9	7.9	8.0	8.1	8.2	8.3		105.0
111.5	7.6	7.7	7.8	7.8	7.9	8.1		111.5
118.1	7.4	7.4	7.6	7.6	7.7	7.9		118.1
124.7	7.2	7.2	7.4	7.4	7.5	7.7		124.7
131.2	7.0	7.0	7.2	7.2	7.4	7.6		131.2
137.8	6.8	6.8	7.0	7.0	7.3	7.5		137.8
144.4	6.7	6.6	6.8	6.9	7.0	7.3		144.4
150.9	6.5	6.5	6.7	6.7	7.0	7.2		150.9
157.5	6.4	6.3	6.6	6.6	6.8	6.7		157.5
164.0	6.2	6.2	6.5	6.4	6.7	6.2		164.0
170.6	6.1	6.1	6.4	6.3	6.6	5.7		170.6
177.2	6.0	5.9	6.3	6.2	6.3	5.3		177.2
183.7	5.9	5.8	6.2	6.1	5.9	4.9		183.7
190.3	5.8	5.7	6.0	6.0	5.5	4.5		190.3
196.9	5.7	5.7	5.7	5.9	5.1	4.1		196.9
203.4	5.7	5.6	5.3	5.5	4.8	3.7		203.4
210.0	5.6	5.5	5.0	5.1	4.4	3.4		210.0
216.5	5.6	5.4	4.6	4.7	4.0			216.5
223.1	5.4	5.4	4.4	4.4	3.7			223.1
229.7	5.1	5.1	4.1	4.0	3.4			229.7
236.2	4.8	4.5	3.8	3.8	3.1			236.2
242.8	4.5	3.8	3.6	3.5				242.8
249.3	4.3	3.0	3.3	3.2				249.3
255.9			3.1	2.9				255.9
262.5			2.8	2.6				262.5
Code	112222	222211	122222	222221	222222	333333		Code



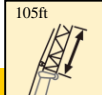
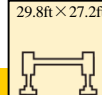

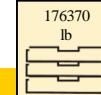
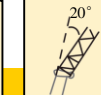

Lifting Capacities

T 193.9~239.5ft

								
	193.9ft	193.9ft	209ft	209ft	223.8ft	239.5ft		
	91.9ft	91.9ft	91.9ft	91.9ft	91.9ft	91.9ft		
85.3	8.0	8.2						85.3
91.9	7.9	7.9	7.7	7.8				91.9
98.4	7.6	7.6	7.5	7.7	7.4			98.4
105.0	7.3	7.3	7.4	7.4	7.2	6.8		105.0
111.5	7.1	7.1	7.2	7.2	7.0	6.7		111.5
118.1	6.8	6.9	7.0	7.0	6.9	6.6		118.1
124.7	6.6	6.7	6.8	6.8	6.8	6.5		124.7
131.2	6.5	6.5	6.6	6.6	6.7	6.4		131.2
137.8	6.3	6.3	6.5	6.5	6.6	6.3		137.8
144.4	6.1	6.1	6.3	6.3	6.4	6.3		144.4
150.9	5.9	5.9	6.1	6.1	6.3	6.2		150.9
157.5	5.8	5.8	6.0	6.0	6.2	6.1		157.5
164.0	5.7	5.6	5.9	5.9	6.1	5.8		164.0
170.6	5.6	5.5	5.8	5.8	6.0	5.3		170.6
177.2	5.5	5.4	5.6	5.6	5.8	4.9		177.2
183.7	5.3	5.3	5.6	5.5	5.4	4.5		183.7
190.3	5.2	5.2	5.5	5.4	5.1	4.1		190.3
196.9	5.2	5.1	5.1	5.3	4.7	3.7		196.9
203.4	5.1	5.0	4.8	5.1	4.3			203.4
210.0	5.0	4.9	4.5	4.7	4.0			210.0
216.5	4.9	4.9	4.2	4.4	3.6			216.5
223.1	4.8	4.8	3.9	4.1	3.3			223.1
229.7	4.5	4.7	3.6	3.7				229.7
236.2	4.3	4.4	3.4	3.3				236.2
242.8	4.0	4.1	3.1	3.1				242.8
249.3	3.8	3.5	2.8	2.8				249.3
255.9	3.5	2.9						255.9
262.5	3.3	2.2						262.5
Code	112222	222211	122222	222221	222222	333333		Code




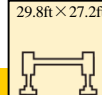

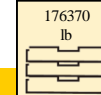
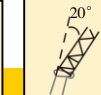
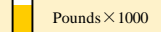

Lifting Capacities

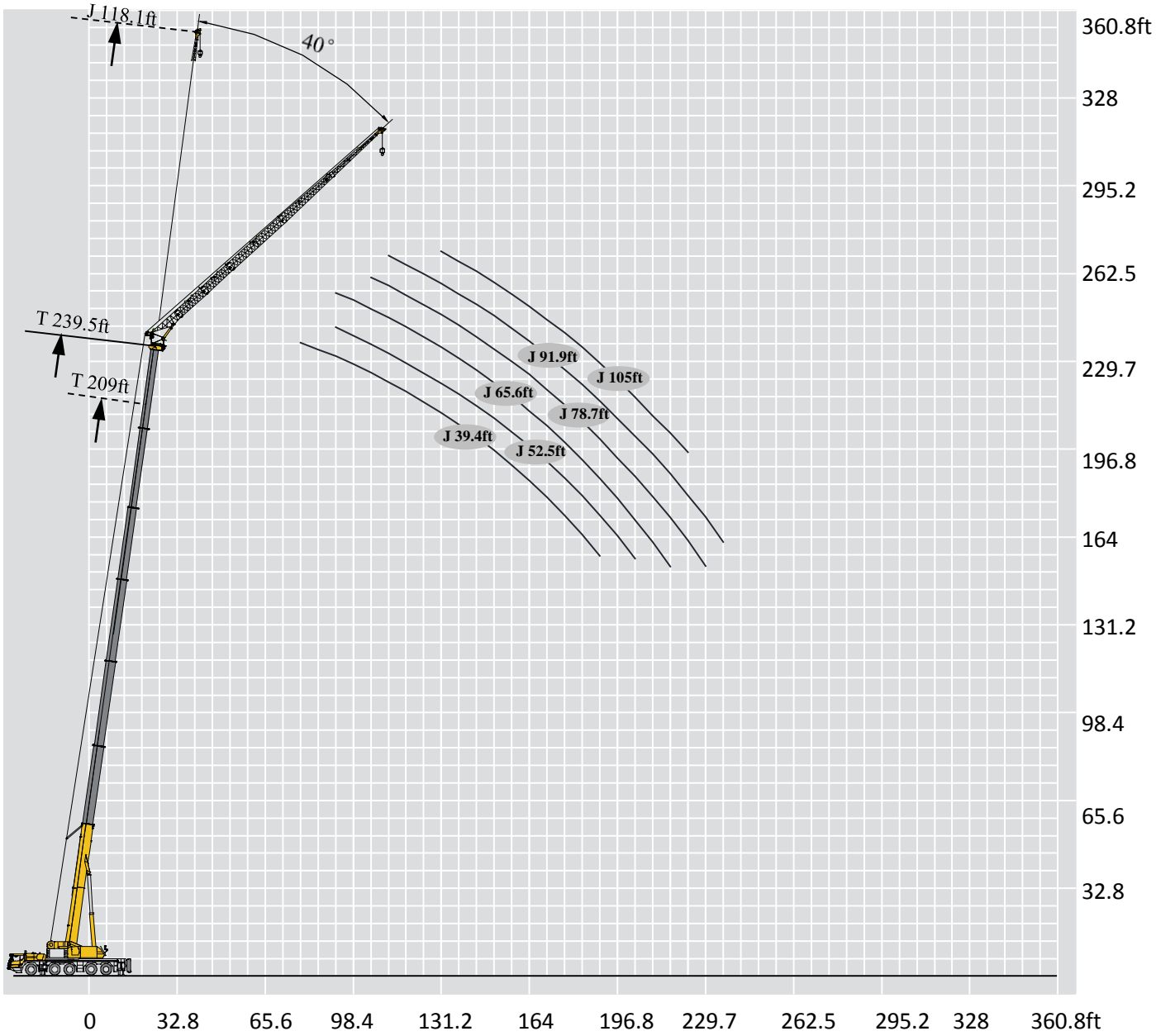
T 193.9~223.8ft

							Pounds × 1000	
	193.9ft	193.9ft	209ft	209ft	223.8ft			
	105ft	105ft	105ft	105ft	105ft			
91.9	6.5	6.9						91.9
98.4	6.4	6.8						98.4
105.0	6.3	6.6					5.9	105.0
111.5	6.2	6.4					5.8	111.5
118.1	6.0	6.2					5.7	118.1
124.7	5.9	5.9					5.6	124.7
131.2	5.8	5.8					5.5	131.2
137.8	5.6	5.6					5.4	137.8
144.4	5.4	5.4					5.4	144.4
150.9	5.3	5.3					5.3	150.9
157.5	5.1	5.1					5.2	157.5
164.0	5.0	5.0					5.2	164.0
170.6	4.9	4.8					5.1	170.6
177.2	4.8	4.8					5.0	177.2
183.7	4.7	4.6					5.0	183.7
190.3	4.6	4.5					4.7	190.3
196.9	4.5	4.4					4.4	196.9
203.4	4.4	4.4					4.0	203.4
210.0	4.3	4.3					3.7	210.0
216.5	4.3	4.2					3.4	216.5
223.1	4.2	4.1						223.1
229.7	4.1	4.1						229.7
236.2	3.9	4.0						236.2
242.8	3.6	3.9						242.8
249.3	3.4	3.6						249.3
255.9	3.2	3.3						255.9
262.5	3.0	2.8						262.5
269.0	2.8	2.2						269.0
275.6	2.5							275.6
Code	112222	222211	122222	222221	222222	Code		

Lifting Capacities



T 193.9~223.8ft



															
	193.9ft		193.9ft		209ft		209ft		223.8ft						
	118.1ft		118.1ft		118.1ft		118.1ft		118.1ft						
98.4	5.3	5.5											98.4		
105.0	5.2	5.4											105.0		
111.5	5.1	5.3											111.5		
118.1	5.0	5.2										4.7	118.1		
124.7	4.9	5.1										4.6	124.7		
131.2	4.7	5.0										4.5	131.2		
137.8	4.6	4.9										4.5	137.8		
144.4	4.6	4.7										4.4	144.4		
150.9	4.5	4.6										4.3	150.9		
157.5	4.4	4.6										4.2	157.5		
164.0	4.3	4.4										4.2	164.0		
170.6	4.2	4.4										4.1	170.6		
177.2	4.0	4.2										4.0	177.2		
183.7	4.0	4.2										4.0	183.7		
190.3	3.9	4.2										3.9	190.3		
196.9	3.8	4.2										3.9	196.9		
203.4	3.7	4.0										3.6	203.4		
210.0	3.6	4.0										3.6	210.0		
216.5	3.6	3.7										3.5	216.5		
223.1	3.5	3.7										3.3	223.1		
229.7	3.4	3.4										3.1	229.7		
236.2	3.3	3.3										2.9	236.2		
242.8	3.2	3.3										2.6	242.8		
249.3	2.9	3.2										2.2	249.3		
Code	112222	222211			122222				222221			222222	Code		



Lifting Capacities



T 193.9~239.5ft



	193.9-239.5ft		39.4ft		29.8ft×27.2ft		360°		176370 lb		40°		
	193.9ft		193.9ft		209ft		209ft		223.8ft		239.5ft		
	39.4ft		39.4ft		39.4ft		39.4ft		39.4ft		39.4ft		
65.6	20.0	20.3										65.6	
72.2	19.1	20.0			18.8		19.7					72.2	
78.7	18.3	20.0			18.1		19.5		18.0			78.7	
85.3	17.4	19.9			17.4		19.3		17.3		15.8	85.3	
91.9	16.6	19.6			16.7		19.1		16.7		15.3	91.9	
98.4	15.9	19.3			16.0		18.6		16.1		14.9	98.4	
105.0	15.2	19.1			15.3		17.6		15.5		14.1	105.0	
111.5	14.6	18.6			14.7		16.4		14.7		13.0	111.5	
118.1	14.0	17.4			14.2		15.3		13.9		12.1	118.1	
124.7	13.4	16.5			13.5		14.3		13.2		11.7	124.7	
131.2	12.7	16.1			12.7		13.4		12.6		10.8	131.2	
137.8	12.0	15.4			11.9		12.5		11.9		10.1	137.8	
144.4	11.3	14.8			11.2		11.7		11.2		9.9	144.4	
150.9	10.8	13.9			10.5		11.0		10.8		9.5	150.9	
157.5	10.2	13.2			10.0		10.3		10.4		9.0	157.5	
164.0	9.6	12.8			9.4		9.6		9.5		8.4	164.0	
170.6	9.2	12.1			8.9		9.1		8.6		7.9	170.6	
177.2					8.4		8.4		8.2		7.5	177.2	
183.7					7.9		7.9		7.9		7.1	183.7	
190.3									7.3		6.6	190.3	
196.9											6.4	196.9	
203.4											6.0	203.4	
Code	112222	222211			122222		222221		222222		333333	Code	

	193.9-239.5ft		52.5ft		29.8ft×27.2ft		360°		176370 lb		40°		
	193.9ft		193.9ft		209ft		209ft		223.8ft		239.5ft		
	52.5ft		52.5ft		52.5ft		52.5ft		52.5ft		52.5ft		
78.7	14.4	14.8										78.7	
85.3	14.1	14.6			13.8		14.3					85.3	
91.9	13.9	14.3			13.7		14.1		13.5			91.9	
98.4	13.6	14.1			13.6		13.9		13.4		12.7	98.4	
105.0	13.2	13.9			13.2		13.7		13.2		12.4	105.0	
111.5	12.8	13.8			12.8		13.5		12.8		12.1	111.5	
118.1	12.3	13.5			12.4		13.3		12.5		11.4	118.1	
124.7	11.8	13.4			12.1		13.2		11.9		10.6	124.7	
131.2	11.4	13.3			11.5		12.4		11.1		9.8	131.2	
137.8	11.0	13.2			10.9		11.8		10.4		9.2	137.8	
144.4	10.6	12.7			10.2		11.0		9.9		8.8	144.4	
150.9	10.2	11.9			9.7		10.3		9.5		8.6	150.9	
157.5	9.7	11.2			9.3		9.7		9.0		8.2	157.5	
164.0	9.2	10.5			8.8		9.5		8.6		7.5	164.0	
170.6	8.7	9.9			8.4		8.8		7.9		6.8	170.6	
177.2	8.3	9.4			7.9		8.4		7.5		6.6	177.2	
183.7	7.9	8.7			7.7		8.2		7.1		6.4	183.7	
190.3					7.3		7.7		6.8		6.2	190.3	
196.9					6.3		6.4		6.2		6.0	196.9	
203.4									6.0		5.7	203.4	
210.0											5.5	210.0	
216.5											5.1	216.5	
Code	112222	222211			122222		222221		222222		333333	Code	

Lifting Capacities



T 193.9~239.5ft



	193.9-239.5ft		65.6ft		29.8ft×27.2ft		360°		176370 lb		40°		Pounds×1000		
	193.9ft		193.9ft		209ft		209ft		223.8ft		239.5ft				
	65.6ft		65.6ft		65.6ft		65.6ft		65.6ft		65.6ft				
85.3	7.1	7.1	7.1	7.1	7.1	7.1	7.1	7.1	7.1	7.1	7.1	7.1	7.1	85.3	
91.9	6.9	7.0	7.0	7.0	7.0	7.0	7.0	7.0	7.0	7.0	7.0	7.0	7.0	91.9	
98.4	6.8	6.8	6.8	6.8	6.8	6.8	6.8	6.8	6.8	6.8	6.8	6.8	6.8	98.4	
105.0	6.7	6.7	6.7	6.7	6.7	6.7	6.7	6.7	6.7	6.7	6.7	6.7	6.7	105.0	
111.5	6.6	6.6	6.6	6.6	6.6	6.6	6.6	6.6	6.6	6.6	6.6	6.6	6.6	111.5	
118.1	6.5	6.5	6.5	6.5	6.5	6.5	6.5	6.5	6.5	6.5	6.5	6.5	6.5	118.1	
124.7	6.4	6.4	6.4	6.4	6.4	6.4	6.4	6.4	6.4	6.4	6.4	6.4	6.4	124.7	
131.2	6.3	6.3	6.3	6.3	6.3	6.3	6.3	6.3	6.3	6.3	6.3	6.3	6.3	131.2	
137.8	6.2	6.2	6.2	6.2	6.2	6.2	6.2	6.2	6.2	6.2	6.2	6.2	6.2	137.8	
144.4	6.2	6.1	6.1	6.1	6.1	6.1	6.1	6.1	6.1	6.1	6.1	6.1	6.1	144.4	
150.9	6.2	6.1	6.1	6.1	6.1	6.1	6.1	6.1	6.1	6.1	6.1	6.1	6.1	150.9	
157.5	6.1	6.1	6.1	6.1	6.1	6.1	6.1	6.1	6.1	6.1	6.1	6.1	6.1	157.5	
164.0	6.1	6.0	6.0	6.0	6.0	6.0	6.0	6.0	6.0	6.0	6.0	6.0	6.0	164.0	
170.6	6.0	6.0	6.0	6.0	6.0	6.0	6.0	6.0	6.0	6.0	6.0	6.0	6.0	170.6	
177.2	6.0	6.0	6.0	6.0	6.0	6.0	6.0	6.0	6.0	6.0	6.0	6.0	6.0	177.2	
183.7	6.0	5.7	5.7	5.7	5.7	5.7	5.7	5.7	5.7	5.7	5.7	5.7	5.7	183.7	
190.3	6.0	5.7	5.7	5.7	5.7	5.7	5.7	5.7	5.7	5.7	5.7	5.7	5.7	190.3	
196.9	6.0	5.7	5.7	5.7	5.7	5.7	5.7	5.7	5.7	5.7	5.7	5.7	5.7	196.9	
203.4														203.4	
210.0														210.0	
216.5														216.5	
223.1														223.1	
229.7														229.7	
Code	112222	222211	122222	222221	222222	333333	Code								

	193.9-239.5ft		78.7ft		29.8ft×27.2ft		360°		176370 lb		40°		Pounds×1000		
	193.9ft		193.9ft		209ft		209ft		223.8ft		239.5ft				
	78.7ft		78.7ft		78.7ft		78.7ft		78.7ft		78.7ft				
91.9	6.0	6.1	6.1	6.1	6.1	6.1	6.1	6.1	6.1	6.1	6.1	6.1	6.1	91.9	
98.4	5.9	5.9	5.9	5.9	5.9	5.9	5.9	5.9	5.9	5.9	5.9	5.9	5.9	98.4	
105.0	5.8	5.8	5.8	5.8	5.8	5.8	5.8	5.8	5.8	5.8	5.8	5.8	5.8	105.0	
111.5	5.7	5.7	5.7	5.7	5.7	5.7	5.7	5.7	5.7	5.7	5.7	5.7	5.7	111.5	
118.1	5.6	5.6	5.6	5.6	5.6	5.6	5.6	5.6	5.6	5.6	5.6	5.6	5.6	118.1	
124.7	5.5	5.5	5.5	5.5	5.5	5.5	5.5	5.5	5.5	5.5	5.5	5.5	5.5	124.7	
131.2	5.5	5.5	5.5	5.5	5.5	5.5	5.5	5.5	5.5	5.5	5.5	5.5	5.5	131.2	
137.8	5.4	5.4	5.4	5.4	5.4	5.4	5.4	5.4	5.4	5.4	5.4	5.4	5.4	137.8	
144.4	5.3	5.3	5.3	5.3	5.3	5.3	5.3	5.3	5.3	5.3	5.3	5.3	5.3	144.4	
150.9	5.3	5.2	5.2	5.2	5.2	5.2	5.2	5.2	5.2	5.2	5.2	5.2	5.2	150.9	
157.5	5.2	5.2	5.2	5.2	5.2	5.2	5.2	5.2	5.2	5.2	5.2	5.2	5.2	157.5	
164.0	5.2	5.1	5.1	5.1	5.1	5.1	5.1	5.1	5.1	5.1	5.1	5.1	5.1	164.0	
170.6	5.2	5.1	5.1	5.1	5.1	5.1	5.1	5.1	5.1	5.1	5.1	5.1	5.1	170.6	
177.2	5.2	5.1	5.1	5.1	5.1	5.1	5.1	5.1	5.1	5.1	5.1	5.1	5.1	177.2	
183.7	5.2	5.1	5.1	5.1	5.1	5.1	5.1	5.1	5.1	5.1	5.1	5.1	5.1	183.7	
190.3	5.2	5.1	5.1	5.1	5.1	5.1	5.1	5.1	5.1	5.1	5.1	5.1	5.1	190.3	
196.9	5.2	5.1	5.1	5.1	5.1	5.1	5.1	5.1	5.1	5.1	5.1	5.1	5.1	196.9	
203.4	5.2	5.1	5.1	5.1	5.1	5.1	5.1	5.1	5.1	5.1	5.1	5.1	5.1	203.4	
210.0	5.3	5.1	5.1	5.1	5.1	5.1	5.1	5.1	5.1	5.1	5.1	5.1	5.1	210.0	
216.5														216.5	
223.1														223.1	
229.7														229.7	
Code	112222	222211	122222	222221	222222	333333	Code								

Lifting Capacities




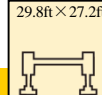

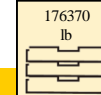
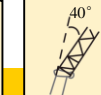

T 193.9~239.5ft

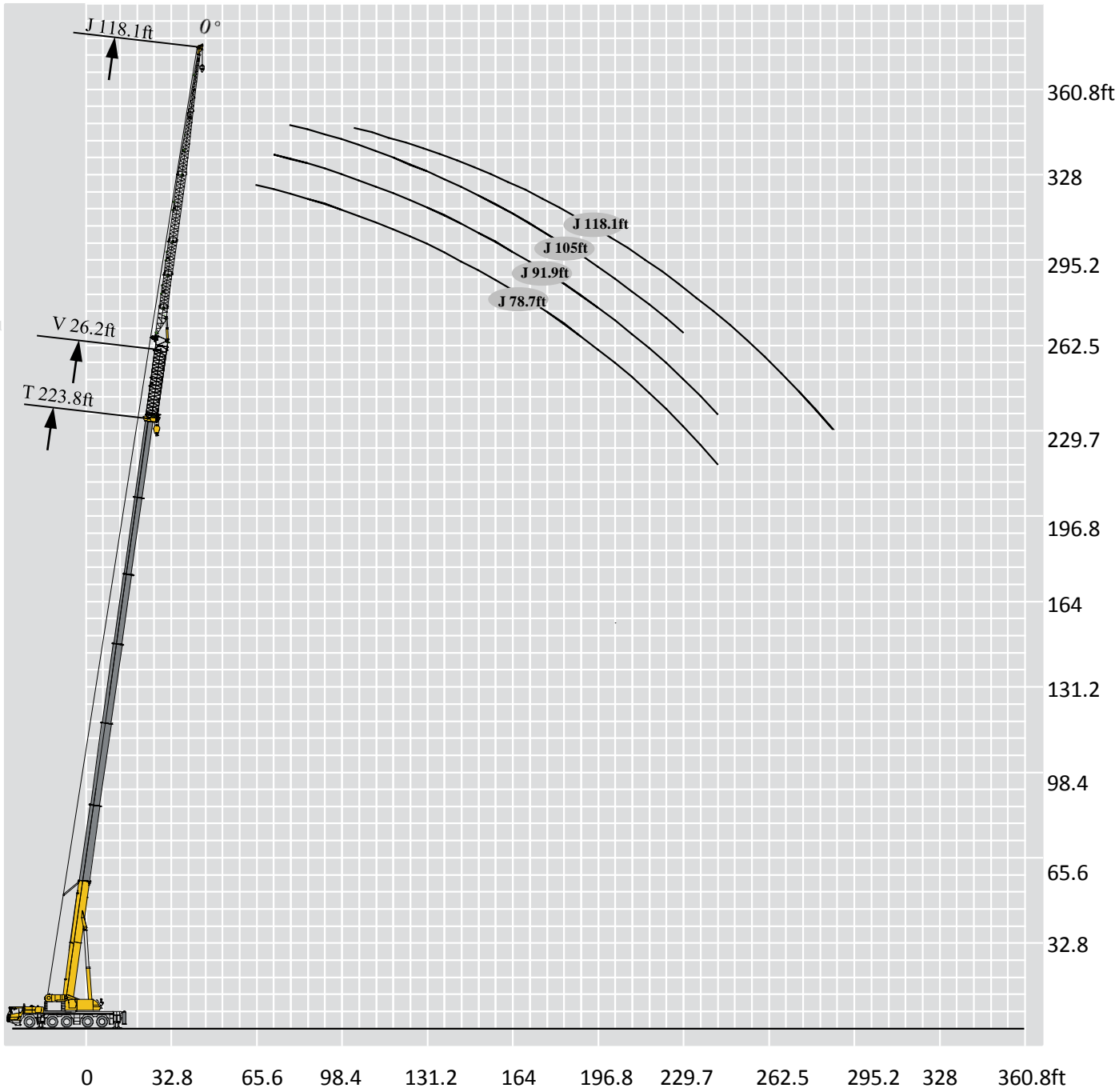
	193.9-239.5ft		91.9ft		29.8ft×27.2ft		360°		176370 lb		40°		Pounds×1000		
	193.9ft		193.9ft		209ft		209ft		223.8ft		239.5ft				
	91.9ft		91.9ft		91.9ft		91.9ft		91.9ft		91.9ft				
105.0	5.3	5.4												105.0	
111.5	5.2	5.2			5.3		5.3		5.3					111.5	
118.1	5.1	5.2			5.2		5.2		5.2					118.1	
124.7	5.0	5.0			5.1		5.1		5.1		5.1			124.7	
131.2	5.0	4.9			5.0		5.0		5.0		5.1	5.1		131.2	
137.8	4.9	4.9			5.0		4.9		5.0		5.0	5.1		137.8	
144.4	4.8	4.8			4.9		4.9		4.9		4.9	5.0		144.4	
150.9	4.7	4.7			4.8		4.8		4.8		4.9	5.0		150.9	
157.5	4.7	4.6			4.8		4.7		4.8		4.8	4.9		157.5	
164.0	4.7	4.6			4.7		4.7		4.7		4.8	4.9		164.0	
170.6	4.6	4.6			4.7		4.7		4.7		4.8	4.9		170.6	
177.2	4.6	4.5			4.7		4.6		4.6		4.7	4.9		177.2	
183.7	4.5	4.5			4.7		4.6		4.6		4.7	4.7		183.7	
190.3	4.5	4.4			4.7		4.6		4.6		4.7	4.3		190.3	
196.9	4.5	4.4			4.7		4.6		4.7		4.7	3.9		196.9	
203.4	4.5	4.4			4.7		4.6		4.4		4.4	3.6		203.4	
210.0	4.5	4.4			4.6		4.6		4.1					210.0	
216.5	4.6	4.4			4.2		4.5		3.7					216.5	
223.1	4.7	4.5			3.9		4.1		3.5					223.1	
229.7					3.7		3.8		3.1					229.7	
236.2									2.8					236.2	
Code	112222	222211			122222		222221		222222		333333			Code	

	193.9-223.8ft		105ft		29.8ft×27.2ft		360°		176370 lb		40°		Pounds×1000		
	193.9ft		193.9ft		209ft		209ft		223.8ft						
	105ft		105ft		105ft		105ft		105ft						
118.1	4.5	4.5												118.1	
124.7	4.4	4.4			4.5		4.4							124.7	
131.2	4.3	4.3			4.4		4.4		4.4		4.4			131.2	
137.8	4.3	4.3			4.3		4.3		4.3		4.4			137.8	
144.4	4.2	4.2			4.2		4.2		4.2		4.3			144.4	
150.9	4.1	4.1			4.2		4.2		4.2		4.2			150.9	
157.5	4.0	4.0			4.1		4.1		4.1		4.2			157.5	
164.0	4.0	4.0			4.1		4.0		4.0		4.1			164.0	
170.6	3.9	3.9			4.0		4.0		4.0		4.1			170.6	
177.2	3.9	3.9			4.0		3.9		3.9		4.1			177.2	
183.7	3.9	3.8			3.9		3.9		3.9		4.0			183.7	
190.3	3.8	3.8			3.9		3.9		3.9		4.0			190.3	
196.9	3.8	3.8			3.9		3.9		3.9		4.0			196.9	
203.4	3.8	3.8			3.9		3.9		3.9		4.0			203.4	
210.0	3.8	3.8			3.9		3.8		3.8		3.9			210.0	
216.5	3.8	3.8			3.9		3.8		3.8		3.6			216.5	
223.1	3.8	3.8			3.7		3.8		3.8		3.2			223.1	
229.7	3.9	3.8			3.4		3.6							229.7	
236.2	3.9	3.8			3.1		3.3							236.2	
242.8					2.9		3.0							242.8	
Code	112222	222211			122222		222221		222222					Code	

Lifting Capacities



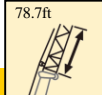
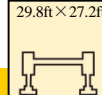

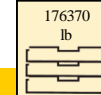
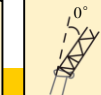

T 193.9~209ft

							Pounds × 1000		
	193.9ft	193.9ft	209ft	209ft					
	118.1ft	118.1ft	118.1ft	118.1ft					
131.2	3.7	3.7						131.2	
137.8	3.6	3.6			3.6			137.8	
144.4	3.5	3.5			3.5			144.4	
150.9	3.4	3.5			3.5			150.9	
157.5	3.4	3.4			3.4			157.5	
164.0	3.3	3.3			3.4			164.0	
170.6	3.3	3.2			3.3			170.6	
177.2	3.2	3.2			3.3			177.2	
183.7	3.2	3.2			3.3			183.7	
190.3	3.1	3.1			3.2			190.3	
196.9	3.1	3.1			3.2			196.9	
203.4	3.1	3.1			3.2			203.4	
210.0	3.1	3.0			3.2			210.0	
216.5	3.1	3.0			3.1			216.5	
223.1	3.1	3.0			3.1			223.1	
229.7	3.1	3.0			3.0			229.7	
236.2	3.1	3.0						236.2	
242.8	3.1	3.0						242.8	
249.3	3.0	3.0						249.3	
Code	112222	222211			122222			222221	Code






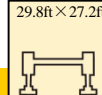

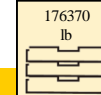
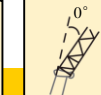

Lifting Capacities

T 193.9~223.8ft

	 193.9+26.2ft	 193.9+26.2ft	 209+26.2ft	 209+26.2ft	 223.8+26.2ft		
	78.7ft	78.7ft	78.7ft	78.7ft	78.7ft		
52.5	10.1	11.2					52.5
59.1	10.1	11.0	9.4	10.1			59.1
65.6	9.9	11.1	9.3	10.0	8.9		65.6
72.2	9.8	10.9	9.3	9.9	8.8		72.2
78.7	9.7	10.7	9.1	9.8	8.6		78.7
85.3	9.5	10.6	9.0	9.6	8.5		85.3
91.9	9.3	10.4	8.8	9.5	8.4		91.9
98.4	9.1	10.1	8.7	9.3	8.3		98.4
105.0	8.9	9.9	8.5	9.1	8.2		105.0
111.5	8.5	9.7	8.4	8.9	8.0		111.5
118.1	8.2	9.5	8.1	8.8	7.9		118.1
124.7	7.9	9.3	7.8	8.6	7.7		124.7
131.2	7.6	9.1	7.6	8.4	7.5		131.2
137.8	7.3	8.9	7.3	8.3	7.3		137.8
144.4	7.1	8.6	7.0	8.1	7.0		144.4
150.9	6.8	8.4	6.8	8.0	6.8		150.9
157.5	6.6	8.2	6.6	7.8	6.6		157.5
164.0	6.3	8.0	6.4	7.7	6.4		164.0
170.6	6.1	7.7	6.1	7.3	6.1		170.6
177.2	5.9	7.5	5.9	6.9	6.0		177.2
183.7	5.7	7.2	5.7	6.4	5.6		183.7
190.3	5.4	7.0	5.5	6.0	5.3		190.3
196.9	5.2	6.7	5.3	5.5	4.9		196.9
203.4	5.0	6.5	4.9	5.1	4.6		203.4
210.0	4.8	6.0	4.5	4.8	4.3		210.0
216.5	4.5	5.7	4.2	4.4	4.1		216.5
223.1	4.3	5.3	3.9	4.1	3.8		223.1
229.7	4.0	4.9	3.5	3.7	3.6		229.7
236.2	3.8	4.4	3.1	3.4	3.4		236.2
242.8	3.6	4.2	2.9	3.2	3.2		242.8
249.3	3.4	3.5	2.6	3.1	2.9		249.3
255.9	3.2	3.1	2.2	2.9	2.6		255.9
262.5	3.0	2.6		2.4			262.5
269.0	2.8	2.4					269.0
275.6	2.6						275.6
Code	112222	222211	122222	222221	222222		Code

Lifting Capacities


T 193.9~223.8ft



	 193.9+26.2ft	 193.9+26.2ft	 209+26.2ft	 209+26.2ft	 223.8+26.2ft		
	91.9ft	91.9ft	91.9ft	91.9ft	91.9ft		
59.1	8.4	9.4					59.1
65.6	8.3	9.3	7.8	8.3			65.6
72.2	8.2	9.1	7.7	8.2	7.3		72.2
78.7	8.0	8.9	7.6	8.1	7.2		78.7
85.3	7.9	8.7	7.5	8.0	7.1		85.3
91.9	7.8	8.6	7.4	7.9	7.0		91.9
98.4	7.7	8.4	7.3	7.7	7.0		98.4
105.0	7.6	8.3	7.2	7.6	6.9		105.0
111.5	7.4	8.1	7.1	7.5	6.8		111.5
118.1	7.3	8.0	7.0	7.4	6.7		118.1
124.7	7.0	7.8	6.9	7.3	6.6		124.7
131.2	6.8	7.7	6.7	7.2	6.5		131.2
137.8	6.5	7.5	6.5	7.1	6.4		137.8
144.4	6.3	7.4	6.3	7.0	6.2		144.4
150.9	6.1	7.3	6.1	6.8	6.0		150.9
157.5	5.8	7.1	5.8	6.7	5.8		157.5
164.0	5.6	6.9	5.6	6.6	5.6		164.0
170.6	5.4	6.8	5.4	6.4	5.5		170.6
177.2	5.2	6.6	5.3	6.2	5.3		177.2
183.7	5.0	6.4	5.1	6.0	5.1		183.7
190.3	4.8	6.2	4.9	5.5	4.8		190.3
196.9	4.6	6.0	4.6	5.2	4.5		196.9
203.4	4.5	5.8	4.3	4.9	4.2		203.4
210.0	4.3	5.6	4.1	4.6	3.9		210.0
216.5	4.1	5.4	3.9	4.3	3.6		216.5
223.1	4.0	5.2	3.6	3.9	3.4		223.1
229.7	3.7	4.7	3.4	3.7	3.1		229.7
236.2	3.5	4.1	3.2	3.4	2.5		236.2
242.8	3.3	3.5	3.0	3.2	2.3		242.8
249.3	3.1	2.9	2.8	3.0			249.3
255.9	2.9	2.3		2.8			255.9
262.5	2.7	2.2		2.6			262.5
269.0	2.5			2.4			269.0
275.6	2.4			2.2			275.6
Code	112222	222211	122222	222221	222222		Code

Pounds × 1000

Lifting Capacities




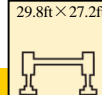

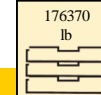
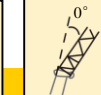

T 193.9~223.8ft



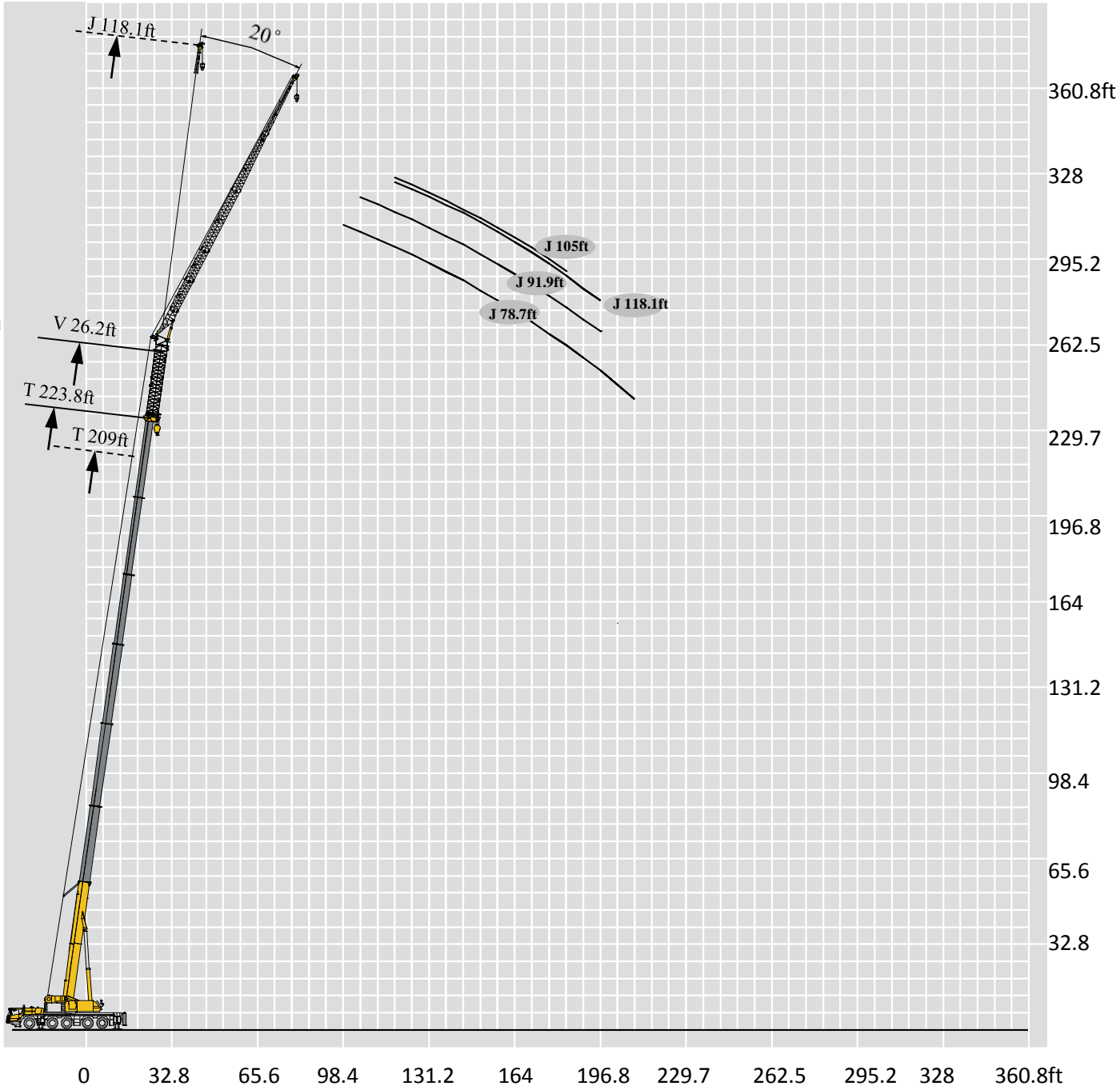
	193.9 +26.2ft	193.9 +26.2ft	209 +26.2ft	209+26.2ft	223.8+26.2ft	
	105ft	105ft	105ft	105ft	105ft	
65.6	7.5	8.3				65.6
72.2	7.4	8.2	6.9	7.4		72.2
78.7	7.3	8.1	6.9	7.3	6.5	78.7
85.3	7.1	7.9	6.8	7.2	6.4	85.3
91.9	7.0	7.8	6.7	7.1	6.3	91.9
98.4	6.9	7.6	6.6	7.0	6.2	98.4
105.0	6.8	7.5	6.5	6.9	6.2	105.0
111.5	6.7	7.3	6.4	6.7	6.1	111.5
118.1	6.6	7.2	6.3	6.6	6.0	118.1
124.7	6.5	7.0	6.2	6.5	5.9	124.7
131.2	6.4	6.9	6.1	6.5	5.8	131.2
137.8	6.3	6.8	6.0	6.4	5.8	137.8
144.4	6.1	6.6	5.9	6.2	5.7	144.4
150.9	5.9	6.5	5.8	6.1	5.6	150.9
157.5	5.6	6.4	5.6	6.0	5.6	157.5
164.0	5.5	6.3	5.4	5.9	5.2	164.0
170.6	5.2	6.2	5.1	5.7	5.1	170.6
177.2	5.0	6.0	4.7	5.5	5.1	177.2
183.7	4.8	5.9	4.6	5.3	4.9	183.7
190.3	4.6	5.6	4.4	5.1	4.5	190.3
196.9	4.3	5.2	4.3	4.8	4.2	196.9
203.4	4.0	4.7	4.0	4.5	3.5	203.4
210.0	4.0	4.9	3.3	4.2	3.1	210.0
216.5	3.7	4.6	3.1	3.9		216.5
223.1	3.7	4.6	2.9	3.3		223.1
229.7	3.5	4.3	2.4	2.6		229.7
236.2	3.3	4.0		2.2		236.2
242.8	3.1	3.8				242.8
249.3	2.9	3.1				249.3
255.9	2.7					255.9
Code	112222	222211	122222	222221	222222	Code

Lifting Capacities

T 193.9~223.8ft



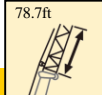
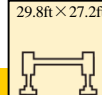

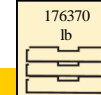
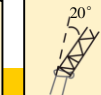

	 193.9+26.2ft	 118.1ft	 193.9 +26.2ft	 209 +26.2ft	 209+26.2ft	 223.8+26.2ft	
	118.1ft	118.1ft	118.1ft	118.1ft	118.1ft		
72.2	6.1	6.9				5.2	72.2
78.7	6.1	6.7		5.7	6.1	5.2	78.7
85.3	6.0	6.6		5.6	6.0	5.2	85.3
91.9	5.9	6.5		5.5	5.9	5.2	91.9
98.4	5.7	6.3		5.4	5.8	5.1	98.4
105.0	5.6	6.2		5.4	5.7	5.0	105.0
111.5	5.5	6.1		5.3	5.6	4.9	111.5
118.1	5.4	6.0		5.2	5.5	4.8	118.1
124.7	5.3	5.8		5.1	5.4	4.7	124.7
131.2	5.2	5.7		5.0	5.3	4.7	131.2
137.8	5.1	5.6		4.9	5.2	4.6	137.8
144.4	5.1	5.5		4.9	5.1	4.5	144.4
150.9	5.0	5.4		4.8	5.0	4.5	150.9
157.5	4.9	5.3		4.7	4.9	4.4	157.5
164.0	4.8	5.2		4.6	4.9	4.3	164.0
170.6	4.6	5.1		4.6	4.8	4.2	170.6
177.2	4.4	5.0		4.4	4.7	3.9	177.2
183.7	4.2	4.9		4.2	4.6	3.6	183.7
190.3	4.0	4.8		4.1	4.6	3.3	190.3
196.9	3.9	4.7			4.5		196.9
203.4	3.7	4.3					203.4
210.0	3.6	4.0					210.0
216.5		4.0					216.5
223.1		4.0					223.1
229.7		3.7					229.7
Code	112222	222211		122222	222221	222221	Code

Pounds × 1000





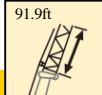
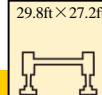

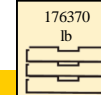
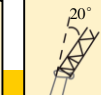
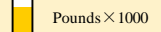

Lifting Capacities

T 193.9~223.8ft

	 193.9+26.2ft	 193.9+26.2ft	 209+26.2ft	 209+26.2ft	 209+26.2ft	 223.8+26.2ft	
	78.7ft	78.7ft	78.7ft	78.7ft	78.7ft	78.7ft	
85.3	8.2	9.0					85.3
91.9	8.1	8.8		7.7	8.2		91.9
98.4	8.0	8.5		7.6	8.0	7.7	98.4
105.0	7.9	8.3		7.5	7.9	7.5	105.0
111.5	7.7	8.0		7.4	7.8	7.3	111.5
118.1	7.6	7.8		7.3	7.7	7.3	118.1
124.7	7.5	7.6		7.2	7.6	7.2	124.7
131.2	7.3	7.4		7.1	7.4	7.1	131.2
137.8	7.1	7.2		7.0	7.3	7.0	137.8
144.4	6.8	7.0		6.8	7.2	6.9	144.4
150.9	6.6	6.9		6.6	7.1	6.8	150.9
157.5	6.4	6.7		6.4	7.0	6.7	157.5
164.0	6.2	6.6		6.2	6.9	6.6	164.0
170.6	6.0	6.5		6.0	6.7	6.5	170.6
177.2	5.8	6.4		5.7	6.2	6.0	177.2
183.7	5.6	6.2		5.3	6.0	5.7	183.7
190.3	5.4	6.2		5.0	5.9	5.4	190.3
196.9	5.3	6.0		4.6	5.8	5.1	196.9
203.4	5.0	5.7		4.2	5.6	4.9	203.4
210.0	4.7	5.5		3.9	5.3	4.6	210.0
216.5	4.4	5.3		3.6	5.1	4.4	216.5
223.1	4.1	5.3		3.3	4.8	4.1	223.1
229.7	3.9	5.2		3.0	4.5	3.9	229.7
236.2	3.5	5.1		2.9	4.3	3.7	236.2
242.8	3.3	4.9		2.6	4.1	3.5	242.8
249.3	3.1	4.2		2.4	3.9	3.3	249.3
255.9	2.9	3.7		2.2	3.3	3.1	255.9
262.5	2.6	3.3			2.6	3.0	262.5
Code	112222	222211		122222	222221	222222	Code


Lifting Capacities



T 193.9~223.8ft


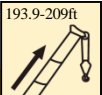
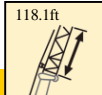
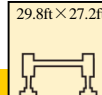
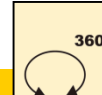
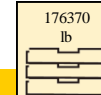
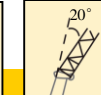

								
	193.9+26.2ft	193.9+26.2ft	209+26.2ft	209+26.2ft	223.8+26.2ft			
	91.9ft	91.9ft	91.9ft	91.9ft	91.9ft			
91.9	6.8	7.4						91.9
98.4	6.7	7.3		6.4	6.8			98.4
105.0	6.6	7.2		6.3	6.7		6.0	105.0
111.5	6.5	7.0		6.2	6.6		6.0	111.5
118.1	6.4	6.9		6.1	6.5		5.9	118.1
124.7	6.3	6.8		6.1	6.4		5.8	124.7
131.2	6.2	6.7		6.0	6.3		5.7	131.2
137.8	6.1	6.6		5.9	6.2		5.7	137.8
144.4	6.0	6.4		5.8	6.1		5.6	144.4
150.9	5.9	6.3		5.7	6.0		5.5	150.9
157.5	5.6	6.1		5.6	5.9		5.5	157.5
164.0	5.4	6.0		5.4	5.8		5.4	164.0
170.6	5.2	5.8		5.3	5.7		5.3	170.6
177.2	5.1	5.8		5.1	5.6		4.9	177.2
183.7	4.9	5.7		4.9	5.4		4.5	183.7
190.3	4.8	5.6		4.5	5.1		4.1	190.3
196.9	4.6	5.5		4.2	4.9		3.7	196.9
203.4	4.4	5.4		3.8	4.5			203.4
210.0	4.2	4.9		3.5	4.0			210.0
216.5	3.9	4.5			3.9			216.5
223.1	3.6	4.2						223.1
229.7	3.3	3.8						229.7
236.2	3.1	3.5						236.2
242.8	2.6	3.1						242.8
Code	112222	222211		122222	222221		222222	Code

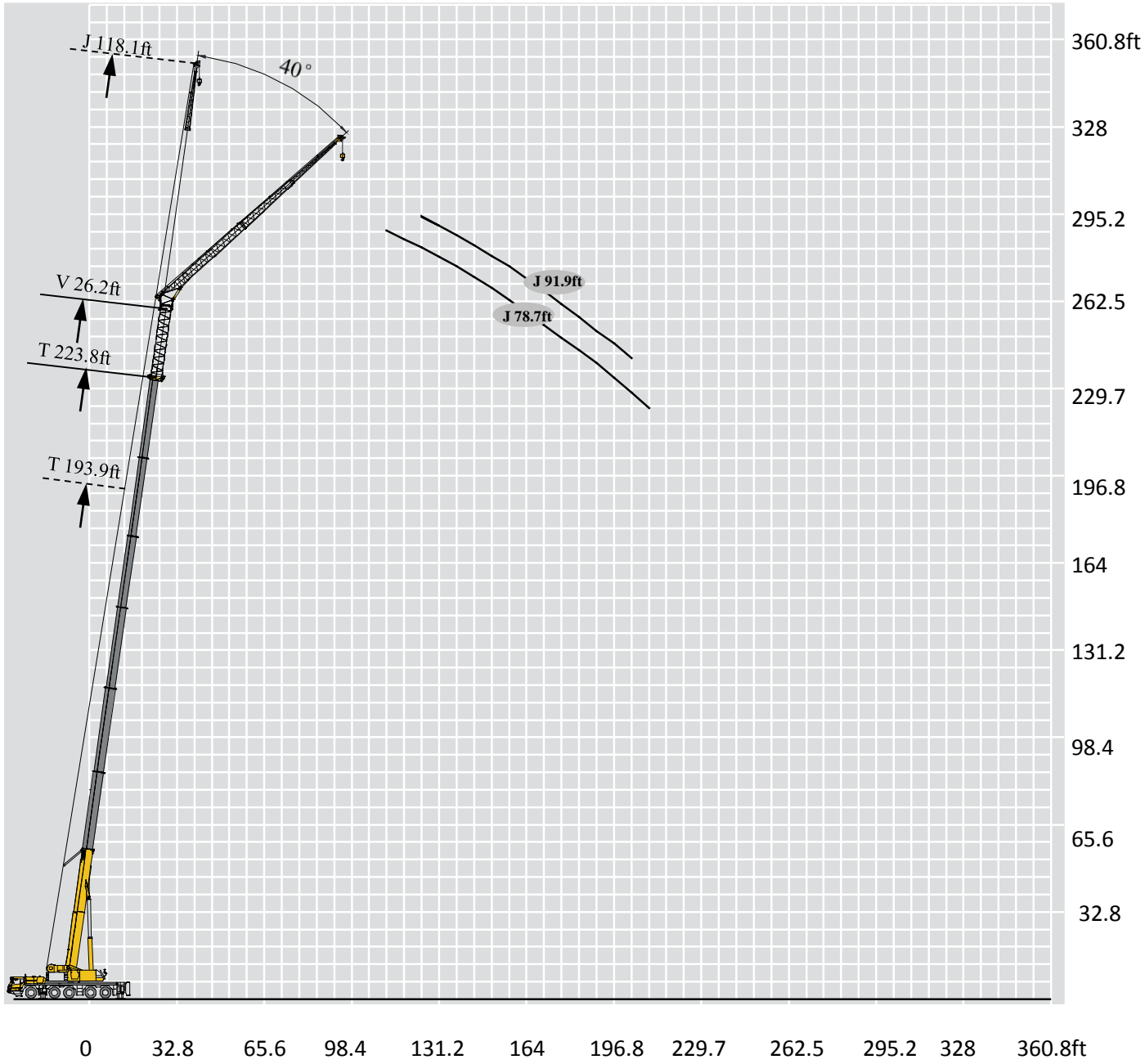
Lifting Capacities

T 193.9~223.8ft





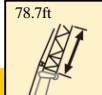
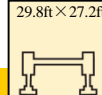

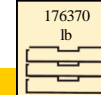
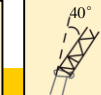

	193.9 +26.2ft	193.9 +26.2ft	209 +26.2ft	209+26.2ft	223.8+26.2ft	
	105ft	105ft	105ft	105ft	105ft	
105.0	5.6	6.1				105.0
111.5	5.5	6.0	5.3	5.6		111.5
118.1	5.5	5.9	5.2	5.5	5.0	118.1
124.7	5.4	5.8	5.1	5.4	4.9	124.7
131.2	5.3	5.7	5.1	5.3	4.8	131.2
137.8	5.2	5.6	5.0	5.2	4.8	137.8
144.4	5.1	5.5	4.9	5.2	4.7	144.4
150.9	5.0	5.4	4.8	5.1	4.7	150.9
157.5	5.0	5.3	4.8	5.0	4.6	157.5
164.0	4.9	5.2	4.7	4.9	4.6	164.0
170.6	4.7	5.1	4.7	4.9	4.5	170.6
177.2	4.5	5.0	4.6	4.8	4.5	177.2
183.7	4.4	4.9	4.4	4.7	4.3	183.7
190.3	4.2	4.8	4.2	4.7	4.2	190.3
196.9	4.1	4.7	3.9	4.4	4.0	196.9
203.4	3.9	4.7		4.0		203.4
210.0	3.8	4.6				210.0
216.5	3.6	4.4				216.5
223.1	3.3	4.0				223.1
229.7		3.7				229.7
236.2		3.3				236.2
Code	112222	222211	122222	222221	222222	Code



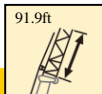
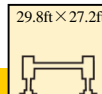

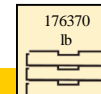
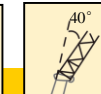

	 193.9 +26.2ft	 118.1ft	 29.8ft × 27.2ft	 360°	 176370 lb	 20°	Pounds × 1000	
	118.1ft	118.1ft	118.1ft	118.1ft	118.1ft			
111.5	4.6	5.0						111.5
118.1	4.5	4.9			4.3			118.1
124.7	4.5	4.7			4.3		4.6	124.7
131.2	4.4	4.7			4.2		4.6	131.2
137.8	4.3	4.6			4.2		4.7	137.8
144.4	4.3	4.5			4.1		4.6	144.4
150.9	4.2	4.4			4.0		4.5	150.9
157.5	4.1	4.4			4.0		4.4	157.5
164.0	4.1	4.3			3.9		4.2	164.0
170.6	4.0	4.2			3.9		4.1	170.6
177.2	3.9	4.2			3.8		4.1	177.2
183.7	3.8	4.1			3.8		4.0	183.7
190.3	3.7	4.0					3.9	190.3
196.9	3.5	4.0					3.8	196.9
203.4	3.4	3.9						203.4
210.0	3.3	3.9						210.0
216.5		3.8						216.5
223.1		3.6						223.1
Code	112222	222211			122222		222221	Code



Lifting Capacities



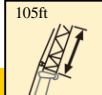
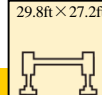

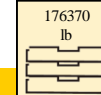
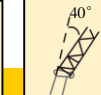

T 193.9~223.8ft


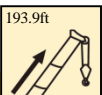
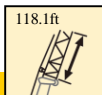
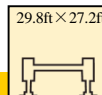

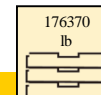
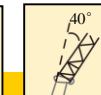

							Pounds × 1000		
	193.9+26.2ft	193.9+26.2ft	209+26.2ft	209+26.2ft	223.8+26.2ft				
	78.7ft	78.7ft	78.7ft	78.7ft	78.7ft				
105.0	5.9	5.9						105.0	
111.5	5.9	5.8						111.5	
118.1	5.8	5.8						118.1	
124.7	5.7	5.7						124.7	
131.2	5.6	5.6						131.2	
137.8	5.6	5.5						137.8	
144.4	5.5	5.5						144.4	
150.9	5.5	5.4						150.9	
157.5	5.5	5.3						157.5	
164.0	5.5	5.3						164.0	
170.6	5.4	5.3						170.6	
177.2	5.4	5.3						177.2	
183.7	5.4	5.3						183.7	
190.3	5.4	5.2						190.3	
196.9	5.2	5.2						196.9	
203.4	5.1	5.2						203.4	
210.0	4.8	5.2						210.0	
216.5	4.5	5.1						216.5	
223.1	4.3	4.7						223.1	
229.7	4.0	4.4						229.7	
236.2								236.2	
Code	112222	222211			122222		222221	222222	Code

							Pounds × 1000		
	193.9+26.2ft	193.9+26.2ft	209+26.2ft	209+26.2ft	223.8+26.2ft				
	91.9ft	91.9ft	91.9ft	91.9ft	91.9ft				
111.5	5.3	5.3						111.5	
118.1	5.2	5.2						118.1	
124.7	5.2	5.2						124.7	
131.2	5.1	5.1						131.2	
137.8	5.0	5.0						137.8	
144.4	5.0	4.9						144.4	
150.9	4.9	4.9						150.9	
157.5	4.9	4.8						157.5	
164.0	4.9	4.7						164.0	
170.6	4.8	4.7						170.6	
177.2	4.8	4.7						177.2	
183.7	4.7	4.7						183.7	
190.3	4.6	4.6						190.3	
196.9	4.5	4.6						196.9	
203.4	4.3	4.6						203.4	
210.0	4.2	4.6						210.0	
216.5	4.0	4.6						216.5	
223.1	3.7	4.4						223.1	
229.7	3.5	4.0						229.7	
236.2	3.2	3.7						236.2	
242.8	2.9	3.3						242.8	
Code	112222	222211			122222		222221	222222	Code

Lifting Capacities




















T 193.9~209ft

	 193.9-209ft	 105ft	 29.8ft × 27.2ft	 360°	 176370 lb	 40°	Pounds × 1000			
	193.9 +26.2ft		193.9 +26.2ft		209 +26.2ft				209+26.2ft	
	105ft		105ft		105ft				105ft	
131.2	4.4	4.4	4.4	4.2	4.4	131.2				
137.8	4.4	4.4	4.4	4.2	4.3	137.8				
144.4	4.3	4.3	4.3	4.1	4.3	144.4				
150.9	4.3	4.2	4.2	4.1	4.2	150.9				
157.5	4.2	4.1	4.1	4.0	4.2	157.5				
164.0	4.2	4.1	4.1	4.0	4.1	164.0				
170.6	4.1	4.0	4.0	4.0	4.1	170.6				
177.2	4.1	4.0	4.0	4.0	4.1	177.2				
183.7	4.0	4.0	4.0	3.9	4.1	183.7				
190.3	4.0	3.9	3.9	3.9	4.0	190.3				
196.9	3.9	3.9	3.9	3.9	4.0	196.9				
203.4	3.7	3.5	3.5	3.8	3.7	203.4				
210.0	3.7	3.5	3.5	3.6	3.7	210.0				
216.5	3.7	3.5	3.5		3.7	216.5				
223.1	3.6	3.5	3.5			223.1				
229.7	3.3	3.5	3.5			229.7				
236.2	3.1	3.5	3.5			236.2				
242.8		3.5	3.5			242.8				
249.3		3.3	3.3			249.3				
Code	112222	222211	222222	222221	Code					

	 193.9ft	 118.1ft	 29.8ft × 27.2ft	 360°	 176370 lb	 40°	Pounds × 1000	
	193.9 +26.2ft		193.9+26.2ft					
	118.1ft		118.1ft					
137.8	3.5	3.7	137.8					
144.4	3.5	3.6	144.4					
150.9	3.4	3.6	150.9					
157.5	3.4	3.5	157.5					
164.0	3.4	3.4	164.0					
170.6	3.3	3.4	170.6					
177.2	3.3	3.3	177.2					
183.7	3.3	3.3	183.7					
190.3	3.3	3.2	190.3					
196.9	3.2	3.2	196.9					
203.4	3.2	3.2	203.4					
210.0	3.1	3.2	210.0					
216.5	3.0	3.1	216.5					
223.1	2.9	3.1	223.1					
229.7		3.1	229.7					
236.2		3.1	236.2					
Code	112222	222211	Code					

Description of Symbols

General Symbols

	Superstructure		Chassis
	Lifting capacity		Axle
	Boom length		Driving speed
	Radius		Grade ability
	Boom angle		Tires
	Hoist height with boom		Outriggers
	Fixed jib length		Hook block
	Jib offset angle		Counterweight
	Hoist height with jib		Winch
			360° operation of the boom

Notes

1. The total rated loads given in the rated load charts are the maximum lifting capacity when the crane is set up on firm and level ground, which includes the weight of the hook block and slings. The weight of above-mentioned devices should be deducted from the rated lifting load.
2. The working radius shown in the rated load charts is the radius when the load is lifted off the ground, and it is the actual value including loaded boom deflection. Take boom deflection into consideration before beginning a lifting operation.
3. A lifting operation is permissible only when the wind force is below grade 5 (instantaneous wind speed is 14.1 m/s, wind pressure is 125 N/m²).
4. Before beginning lifting operation, the operator should know the weight of the load to be lifted and its working range, and then select proper working conditions. Never operate the crane beyond the limit shown in the chart. Use the lower value from the chart when the boom length or working radius is between the range of values.
5. Observe the boom angle limit. Never operate the crane with the boom angle beyond the recommended limit even if a load is not being carried. Otherwise, the crane will tip.
6. The boom should be extended according to the telescoping code shown by digits, which means the percentage of boom sections extended.

Table of Main Technical Parameters

Category	Item		Unit	Parameter	
Dimen- Sions (445/ 95R25)	Dimensions (L×W×H)		ft	50.4×9.8×13.2	
	Wheel base		ft	8.7+5.4+9.5+5.4	
	Track (front/rear)		ft	8.5/8.5/8.5/8.5/8.5	
	Front/ Rear overhang		ft	8.9/7	
	Front/ Rear extension		ft	5.5/0	
Weight (445/ 95R25)	Total vehicle mass in travel configuration		lb	132,255	
	Axle Load (445/95R25)	1st axle	lb	26,455	
		2nd axle	lb	26,455	
		3rd axle	lb	26,455	
		4th axle	lb	26,455	
		5th axle	lb	26,455	
Power	Engine model		—	OM471LA.E4-1	OM471LA.E4-3
	Max.net power/rpm		bhp/ (r/min)	523.0/1700	482.8/1700
	Max. output torque/rpm		lbf-ft/ (r/min)	1623.6/1300	3116.3/1300
Travel (445/ 95R25)	Travel speed	Max. travel speed	mph	≥49.7	
		Min. stable travel speed	mph	1.2 ~ 1.9	
	Min. turning diameter	Min. turning diameter	ft	≤60.7	
		Min. turning diameter at boom tip	ft	≤77.1	
	Min. ground clearance		ft	1.17	
	Approach angle		°	19	
	Departure angle		°	18	
	Braking distance (at 18.6 mph)		ft	≤29.5	
	Max. grade ability		%	≥60	
	Fuel consumption per 100 km/62.2 mi		US gal	17.2	
	Exterior noise level		dB(A)	≤80(49.2 ft) ≤86(24.6 ft)	
	Noise level at seated position		dB(A)	≤90	

Table of Main Technical Parameters

Category	Item	Unit	Parameter	
Main Performance	Max. total rated lifting capacity	USt	275	
	Min. rated working radius	ft	8	
	Turning radius at turntable tail	Counterweight	ft	16.93
		Auxiliary winch	ft	15.9
	Max. load moment	Base boom	kipf·ft	5456.0
		Fully-extended boom	kipf·ft	2186.7
		Fully-extended boom + jib	kipf·ft	900.4
	Outrigger span	Longitudinal	ft	29.8
		Lateral	ft	27.2
	Hoist height	Base boom	ft	44.0
		Fully-extended boom	ft	241
		Fully-extended boom + jib	ft	355
	Boom length	Base boom	ft	44.0
		Fully-extended boom	ft	239.5
Fully-extended boom + jib		ft	368	
	Jib offset angle	°	0, 20, 40	
Working Speed	Boom raising time	s	≤55	
	Boom fully extending time	s	≤750	
	Max. slewing speed	r/min	≥1.5	
	Hoisting speed (single line, 4th layer, no load)	Main winch	m/min	≥130
Auxiliary winch		m/min	≥130	
Noise	Exterior noise level	dB (A)	≤122	
	Noise level at seated position	dB (A)	≤90	



Add : No.165 Tongshan Road Xuzhou Jiangsu China

Tel : 0516-83462242/83462350

Quality Inquiry Tel : 0516-87888268

Spare Parts Tel : 0516-83461542

Post Code : 221004

Web : www.xcmg.com/qizhongji

Your Local Dealer:



This print does not belong to the contract. We reserve the right to modify the design (such as product model, parameters and configuration) without notice for improvement. The pictures are just for reference. The product in the picture may not be standard configuration. Some parts need to be purchased separately. Conform to the local laws for license application and road traveling.