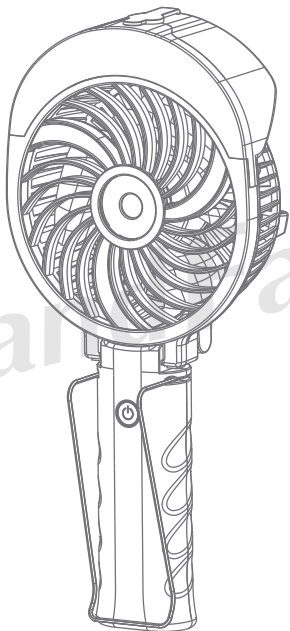




**HandFan**  
手风



HF-311

# HandFan® Handheld Misting Fan

Thank you for choosing our products.

Please read this instruction manual carefully before use.

## HandFan's safety assurance and special design

### 1.Safety Design For Battery

Use PTC (Positive Temperature Coefficient) and CID (current interrupt device), To make battery explosion impossible.

### 2.Safety Design For PCB Protection

Use individual charging protection circuit, protect from over-charged,over-discharged , over-current and short circuit. Assure service life and safety.

### 3.Safety Design For Input and Charging

Use individual management integrated circuits and constant-current charging Design, assure safety and anti-explosion,extend battery life .

### 4.Safety Design For Output

Use fixed frequency DC-DC to protect motor from being damaged and assure service life.

5.The unique design of low current and high speed motor, Service time is much longer and operation is more stab.

6.Patented double fan sheets to strengthen the middle of the wind space .

## Packing List

Mist fan / Lithium-ion battery / USB charging cable / Instructions Water bottles

Metal bracket

### Specificationa:

Model	HF-311
Speed Mode	3shift
Output power(MAX)	4W
Input/Output current(A)	5V/ 1A
Water Tank Capacity(ml)	55ml
Battery specification	2000M
Battery installation	Can be replaced
Charging time(H)	About 4H
Dimension(mm)	115. 5*49*263
N.W.(g) (including battery)	About 242g (with battery)
Packing size(mm)	115. 5*66*142
Working time(H)	2.5H-10H - only the wind 10H --- only spray 5H - low wind spray at the same time 2H - high wind spray at the same time


## How to use

### Operating instruction:


1. Gear switch: swipe right to turn on the fan, indicator lights up. Adjust the wind by swiping left or right. Swipe left to end to turn off.
2. Foldable handle: fan can be put on the desk, hold in hand or can adjust to any angle.
3. There are two "V" shape pothook on each backside, you can hang on the umbrella. In order to fix it on the umbrella, please adjust accordingly.
4. Pinch lock on the handle, which is detachable. Please notice the thickness of the object. Metal clip may be deformed if the object is too thick. This clip is multifunctional, can be used in office folding screen, pram, camping tent, student's bed....keep it well when not use.
5. Charge battery through Micro USB input, red light for charging, red light for fully charged. There is no charger in the packing, you can use laptop, computer, power bank, mobile charger to charge.



Desktop fan



Adjust angle



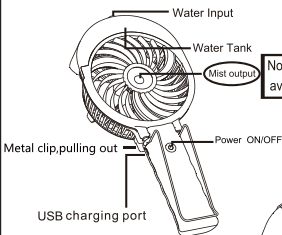
Hanging fan

## Indicator status description

"○" Lights on / "●" Lights off

Rest	○	
Misting	● Misting	Long press for 1.5 seconds
Working	● Weak	Press once
Working	● Medium	Press twice
Working	● Strong	Press three times
Stop	○	Press four times
Charging	●	Red
Finished charging	○	
Working	●	Red
Misting	●	Blue

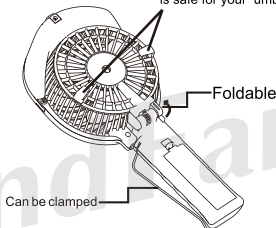
## Part Names



Note: 2H constantly mist, power off automatically, Fill water to avoid mist device to be damaged.

Short press for the speed switch, Long press about 1.5 second for Mist, only work for fan or with the mist together, or only work for mist.

Umbrella hanger, Pls to be sure it is safe for your umbrella



**Li-ion**

### Warning

Built-in rechargeable battery

- Do not disassemble the battery and do not remove the battery.
- Do not disassemble, but discard it in a dedicated collection box.

Note:

1. Don't put fingers into the fan.
2. The lithium battery is without memory function. Charge whenever you want. Maintain power is beneficial for extending battery life.
3. If the fan is not used for long time, please fully charge the battery and remove it from the fan, store in cool and dry place.
4. Fan blades will be at high-speed rotation while working. Don't put anything into the fan, otherwise, it may be serious damaged.
5. Don't use battery when the surrounding temperature is over 60 degrees centigrade. Don't pinch or disassemble the battery. Otherwise, it will lead to environmental pollution or explosion.
6. To ensure the performance and service life of the product, please use our company specified accessories.