




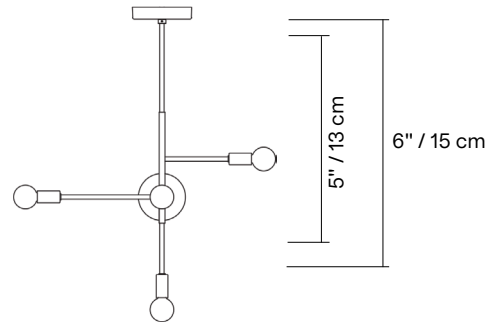
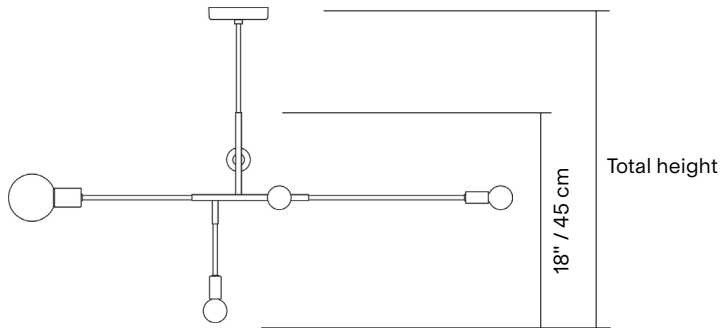
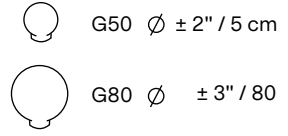
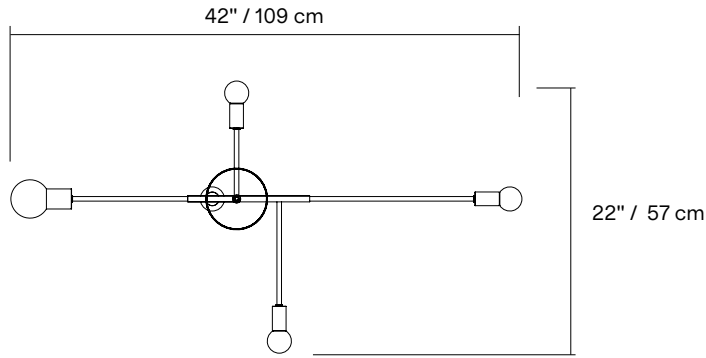


CLIFF SUSPENSION



The Dot Collection combines the directness of exposed, spherical bulbs with the rich materiality of brass. Focused, geometric compositions contain these two features, balancing line, surface, and luminous points. The result is a collection of lamps based in the reflectivity of brass—lamps that are both atmospheric and firm.

TYPE	Pendant										
CONSTRUCTION	Brass body and hardware Milk glass globes										
SPECIFICATIONS	Source: LED lamp provided (G9 base) Power consumption: 1 × 4.5W, 4 × 3.5W Lumen output: 1573lm Colour temperature: 2700K included * 3000K available upon request Colour rendering index: ≥ 90 CRI standard Expected lifetime: ≥ 25 000h										
CONTROL	Refer to our recommended list of dimmer models (HW)										
TOTAL HEIGHT	<table><tr><td>24"</td><td>30"</td><td>36"</td><td>42"</td><td>54"</td></tr><tr><td>61 cm</td><td>76 cm</td><td>91 cm</td><td>107 cm</td><td>137 cm</td></tr></table>	24"	30"	36"	42"	54"	61 cm	76 cm	91 cm	107 cm	137 cm
24"	30"	36"	42"	54"							
61 cm	76 cm	91 cm	107 cm	137 cm							
WEIGHT	Min. 3.7 lb / 1.7 kg - max. 4.1 lb / 1.9 kg										
CERTIFICATIONS	     IP20										
WARRANTY	2 years										



*dimensions are approximate and may vary slightly

FINISH



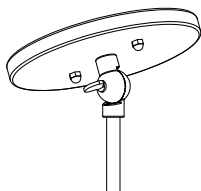
BR
Brass



GR
Graphite

CANOPY

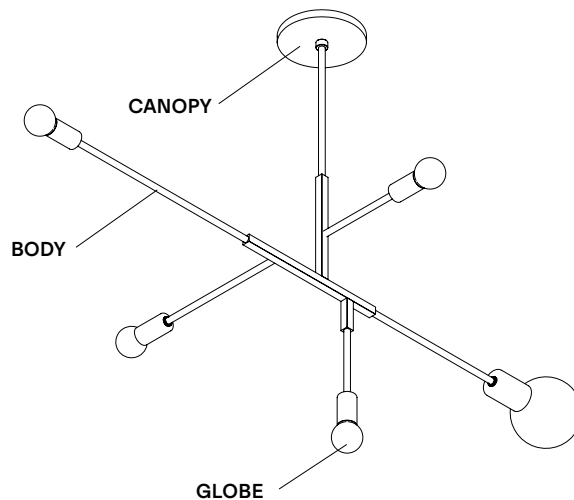
Swivel option for slanted ceiling



NOTES

- Must be installed by an electrician
- Not protected against liquids (refer to IP20)
- Additional charges for modifications or for special orders
- Please refer to maintenance sheet on our website for cleaning instructions

LAMP ANATOMY



		Example	Fill with your selection
COLLECTION	CLI Cliff	CLI	CLI
MODEL	01	01	01
FINISH	BR Brass GR Graphite	BR	
HEIGHT	A Black B White C Beige E Midnight Blue V Custom	A	
FULL SKU		CLI01BRA	
		NOTES	

FOR HARDWIRE ONLY

DIMMER LIST COMPATIBILITY FOR G9 LED BULBS – 120V

The dimming technology offering the best results is ELV (electronic low voltage) dimmers with reverse phase or trailing edge control.

DIMMER BRAND	MODEL	MAX LEVEL	MIN LEVEL	DIMMING PROTOCOL
LUTRON - MAESTRO	MAELV-600	100%	0%	Phase Cut
LUTRON - SKYLARK	SELV-300P	100%	0%	Phase Cut
LUTRON - SKYLARK	SELV-300P	100%	0%	Phase Cut
LUTRON - SKYLARK	CTELV-303P	100%	0%	Phase Cut
LUTRON - DIVA	DVELV-300P	100%	0%	Phase Cut
LEGRAND - ADORNE	TRUE UNIVERSAL	100%	30%	Phase Cut

DIMMER LIST COMPATIBILITY FOR G9 LED BULBS – 230V

Phase cut dimming (leading edge or trailing edge**)

DIMMER BRAND	MODEL	MAX LEVEL	MIN LEVEL	DIMMING PROTOCOL
VARILIGHT	V-PRO	100%	2%	Phase Cut
LEGRAND - NILOÉ	3 996 35	87%	15%	Phase Cut
NIKO	310-0280X	94%	5%	Phase Cut
NIKO	310-0190X	100%	1%	Phase Cut

*Other dimmers can yield good results and we recommend conducting your own test before final installation.

Some dimmers require a minimum load, check specifications.

*Other dimmers that specify LED lamp compatibility may operate without issue.

We recommend conducting your own test before final installation.

**Leading edge is also known as TRIAC or Forward Phase.

Trailing edge is also known as ELV or Reverse Phase.
