

**In Common With**

Brass Gemma Sconce, Small  
*Technical Specifications*



# Brass Gemma Sconce, Small with Mud-ring

## Technical Specifications

Materials	Brass
Product weight	1.5 lbs
Lead time	6 weeks
Bulbs included (1)	G9 / 120 V / 4.5 W / 450 lm 2700 K / dimmable
Dimmer	TRIAC
Max wattage	10 W
Certifications	UL listed, damp-rated

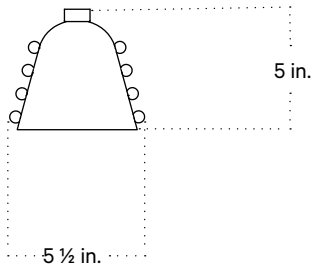


## Notes

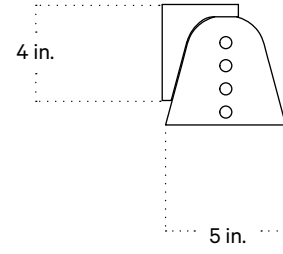
1. This fixture can be installed indoor or outdoor.
2. If installing fixture outdoor in wet location, install with the shade facing downward, or the shade will collect water. If installing indoor, you can install light fixture with shade facing in the up or down direction.
3. This fixture has a mud ring for a trimless installation over a standard junction box. Please note a professional drywall finisher will be required. See installation instructions for details.
4. This fixture can be installed indoor or outdoor. Two mounting options are available: backplate or mud ring. The square backplate option is wet-rated for installation indoor or outdoor. The mud ring option can be installed for indoor application only.

Updated July 19, 2023

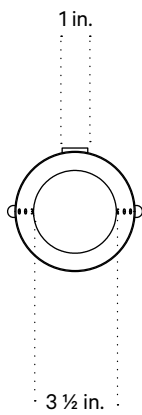
Front View



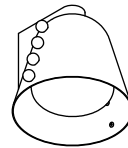
Side View



Top View



Isometric View



# Brass Gemma Sconce, Small with Backplate



## Technical Specifications

Materials	Brass
Product weight	1.5 lbs
Lead time	6 weeks
Bulbs included (1)	G9 / 120 V / 4.5 W / 450 lm 2700 K / dimmable
Dimmer	TRIAC
Max wattage	10 W
Certifications	UL listed, damp-rated, wet-rated



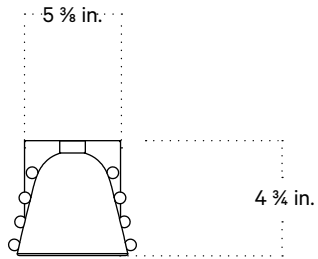
## Notes

### Notes

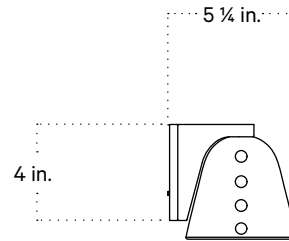
1. This fixture can be installed indoor or outdoor.
2. If installing fixture outdoor in wet location, install with the shade facing downward, or the shade will collect water. If installing indoor, you can install light fixture with shade facing in the up or down direction.
3. This fixture has a mud ring for a trimless installation over a standard junction box. Please note a professional drywall finisher will be required. See installation instructions for details.
4. This fixture can be installed indoor or outdoor. Two mounting options are available: backplate or mud ring. The square backplate option is wet-rated for installation indoor or outdoor. The mud ring option can be installed for indoor application only.

Updated July 19, 2023

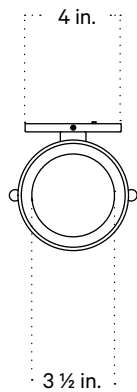
Front View



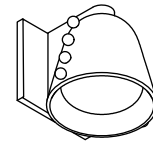
Side View



Top View



Isometric View



## Brass



Brass

Patina Brass

Blackened Brass

Pewter