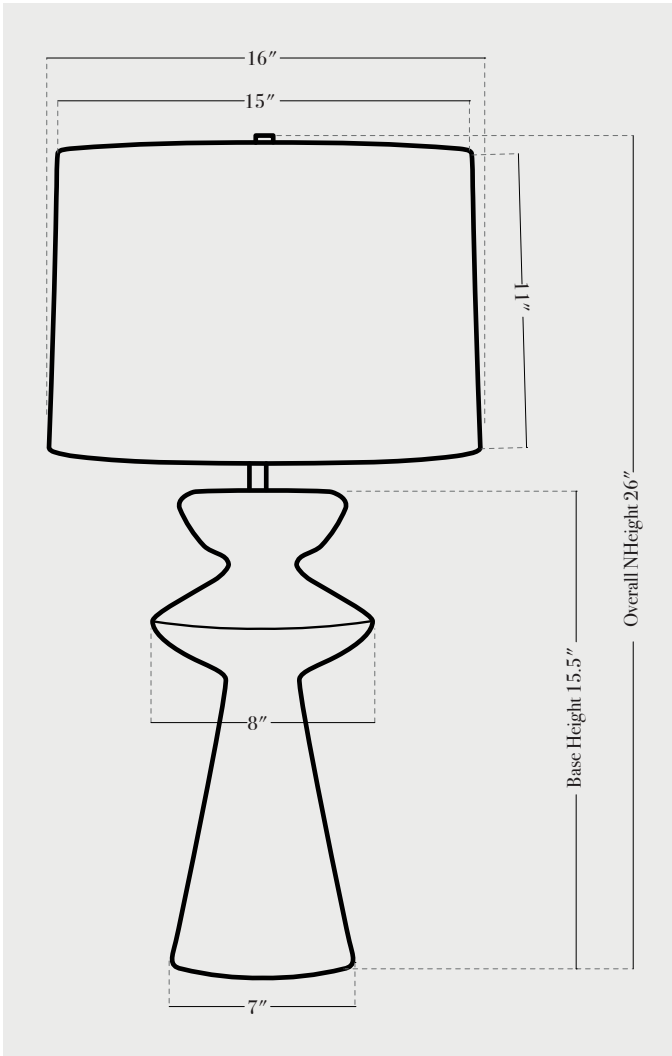





Cicero 26 inches



PRODUCT SPECIFICATIONS

BASE FINISHES

stone, anthracite, lapis, terrasig, chestnut, ivy



BASE DETAILS

glazed ceramic, 15 - 20 lbs. depending on size

SHADE DETAILS

oatmeal linen

METAL DETAILING

unfinished brass

SWITCH TYPE

socket dial (switch on socket)

RECOMMENDED WATTAGE

60 watts incandescent or LED equivalent

PRODUCTION LEAD TIME

8-10 weeks single

10-12 weeks multiple

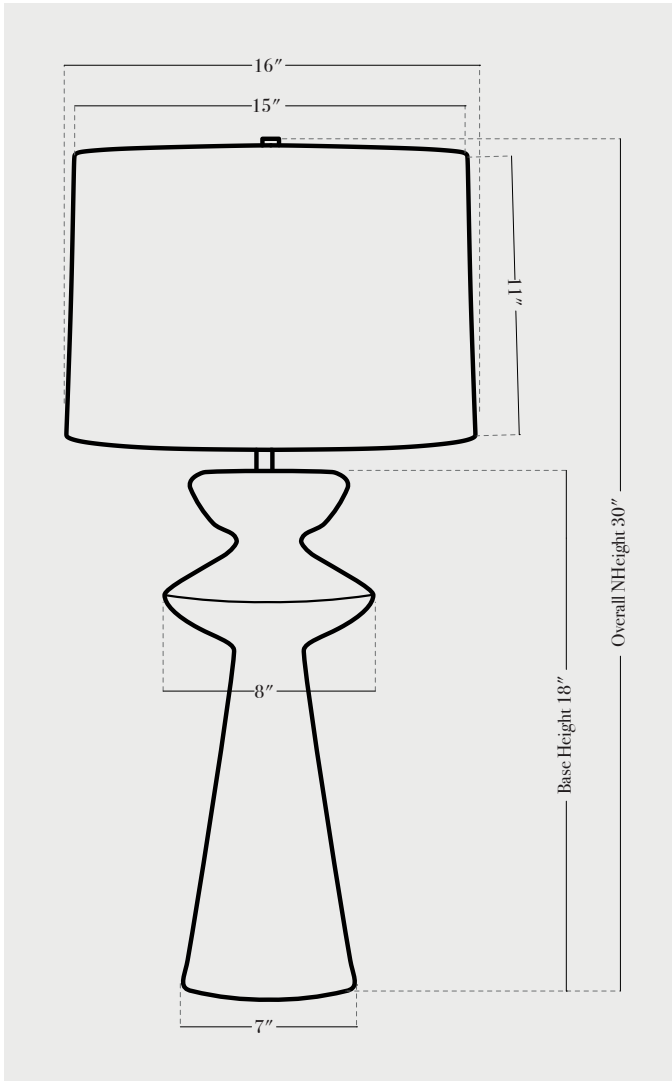
NOTES

1. This item is handmade, and may exhibit variability within the same piece. We do our best to maintain a consistent product, but honor the handmade craftsmanship. Dimensions may vary within an inch.

2. UL Certification available upon request.




Cicero 30 inches



PRODUCT SPECIFICATIONS

BASE FINISHES

stone, anthracite, lapis, terrasig, chestnut, ivy



BASE DETAILS

glazed ceramic, 15 - 20 lbs. depending on size

SHADE DETAILS

oatmeal linen

METAL DETAILING

unfinished brass

SWITCH TYPE

socket dial (switch on socket)

RECOMMENDED WATTAGE

60 watts incandescent or LED equivalent

PRODUCTION LEAD TIME

8-10 weeks single
10-12 weeks multiple

NOTES

1. This item is handmade, and may exhibit variability within the same piece. We do our best to maintain a consistent product, but honor the handmade craftsmanship. Dimensions may vary within an inch.

2. UL Certification available upon request.