

SMQ SERIES WALL MOUNTED CABINET


Safewell SMQ series designed with tempered glass front door is specifically constructed for small businesses, home offices, restaurants, classrooms, or IT professionals.




Highlights

- Loading capacity**
Welded frame, static loading capacity up to 45kgs.
- Exquisite appearance design**
Frameless front door design with tempered glass, meet customer's variety of choices
- Cost effective**
Competitive price with satisfied quality.


Features



Turning angle of front door is over 180 degrees.



Cable entry on both of top cover and bottom panel.

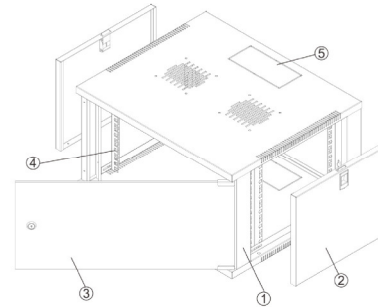


120mm*120mm fans are preinstalled on the top cover.



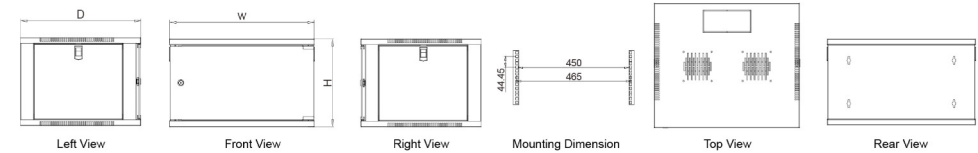
Removable side panels simplify your installation of accessories and monitoring of IT equipment.

Components of SMQ Series Wall Mounted Cabinet



S/N	Name	Quantity (6U)
1	Frame	1
2	Side panel	2
3	Front door	1
4	Vertical rail	4
5	Cable entry	2

Main Dimension



Specifications

Model	Capacity (U)	Dimension W*D*H(mm)	BU Packing Dimension	
			W*D*H(mm)	Volume (CBM)
SMQ5606	6	540*600*310	560*620*330	0.115
SMQ5609	9	540*600*445	560*620*460	0.160
SMQ5612	12	540*600*580	560*620*600	0.208
SMQ5615	15	540*600*710	560*620*730	0.253

Note:

- Package: Build-up(BU)
- Hardware: ≤12U:12 sets cage nuts
>12U:24 sets cage nuts

Color:

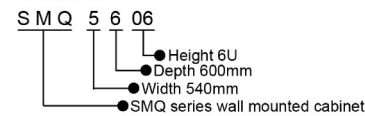
RAL9005	RAL7035

Material:

SPCC Cold Rolled Steel

How to Define Our Model

SMQ5606



Note: Other regular 19 inch accessories which is used to all racks(shelf,cable manager,fan,blank panel,patch panel and PDU),please refer to page 83 to page 94.