

Reggae Vibes

Track 1 Gm Bpm 075

www.jamtracksguitar.com
www.guitarteam.nl

Gm Gm Fm Fm

Reggae Vibes

Track 2 Dm Bpm 119

www.jamtracksguitar.com
www.guitarteam.nl

Musical staff with treble clef, 4/4 time signature, and four measures of rhythmic notation. Chords Dm, Am, Dm, and Am are indicated above the measures.

Musical staff with treble clef, 4/4 time signature, and four measures of rhythmic notation. Chords Dm, Am, Gm, and F are indicated above the measures.

Reggae Vibes

Track 3 Em Bpm 120

www.jamtracksguitar.com
www.guitarteam.nl

Em Em Fm Em Em Em Fm Em intro

Em Bm Am Em

Reggae Vibes

Track 4 Cm Bpm 090

www.jamtracksguitar.com
www.guitarteam.nl

The musical notation consists of a single staff in 4/4 time, starting with a treble clef. The staff is divided into four measures, each containing a rhythmic pattern of eight eighth notes. The chord changes are indicated above the staff: Cm for the first two measures, Bb for the third measure, and Bb for the fourth measure.

Track 5 Dm Bpm 092 Reggae Vibes

www.jamtracksguitar.com
www.guitarteam.nl

Musical staff with treble clef, 4/4 time signature, and five measures of rhythmic notation. Chords Dm, Gm, Am, Bb, and C are indicated above the staff. The word "intro" is written at the end of the fifth measure.

Musical staff with treble clef and four measures of rhythmic notation. Chords Dm, C, Dm, Bb, and C are indicated above the staff.

Reggae Vibes

Track 6 Cm Bpm 120

www.jamtracksguitar.com
www.guitarteam.nl

A musical staff in treble clef with a 4/4 time signature. The staff contains four measures of rhythmic notation, each represented by a series of diagonal slashes. Above the staff, the following chord labels are positioned: Cm, Bb, D#, F, Cm, Bb, D#, F.

Reggae Vibes

Track 7 Gm Bpm 088

www.jamtracksguitar.com
www.guitarteam.nl

A musical staff in 4/4 time, starting with a treble clef and a 4/4 time signature. The staff is divided into four measures, each containing a reggae chord indicated by a slash (/) and a chord name above the staff: Gm7, Am7, A#maj7, and C. The notes in the staff are represented by diagonal slashes, indicating a reggae rhythm.

Track 8 Fm Bpm 110

Reggae Vibes

www.jamtracksguitar.com
www.guitarteam.nl

F7sus2 F7sus2 F7sus2 F7sus2 intro



Fm Fm Bbm Bbm



Fm Fm D#m D#m



Track 9 Am Bpm 075 Reggae Vibes

www.jamtracksguitar.com
www.guitarteam.nl

Am Am Em Em

Track 10 G Bpm 075 Reggae Vibes

www.jamtracksguitar.com
www.guitarteam.nl

Gm Gm Am Am

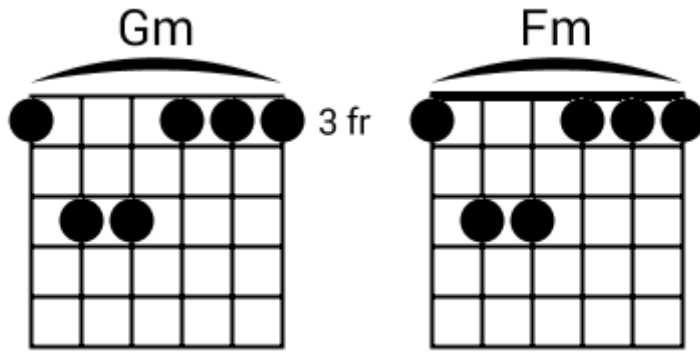


Bm Bm Am Am



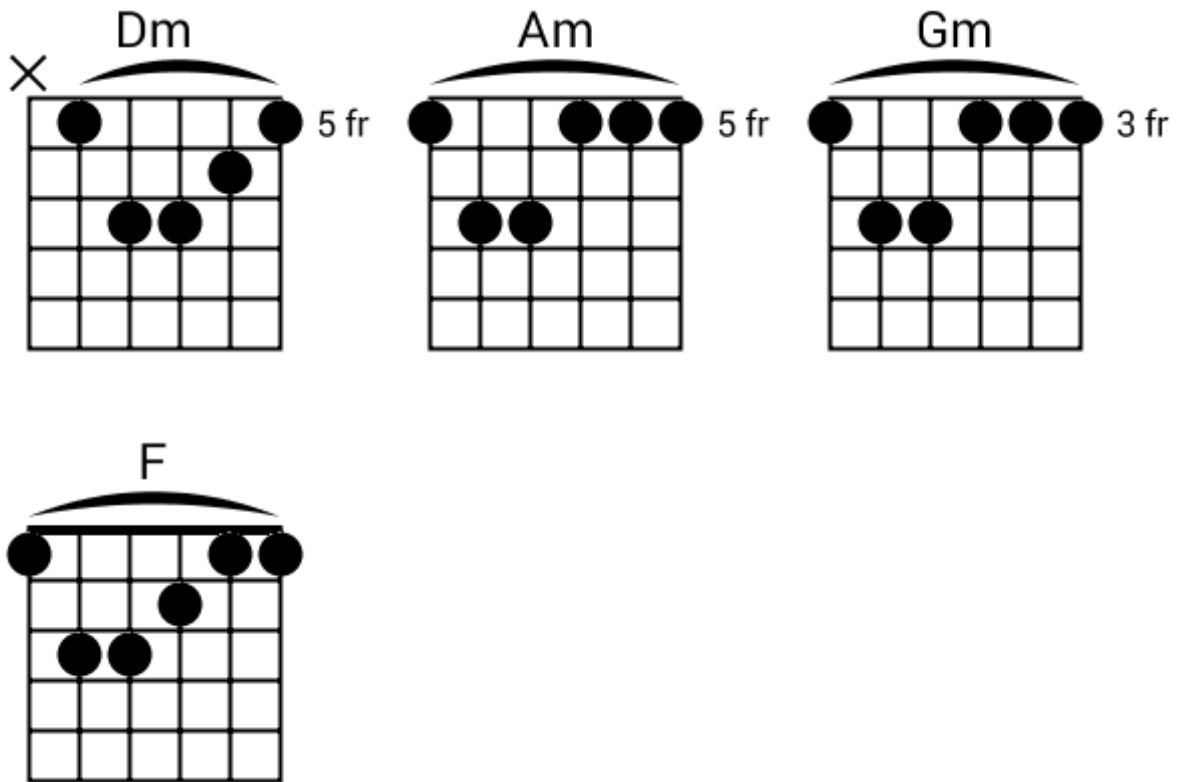
Reggae Vibes - Chord Diagrams

Track 1



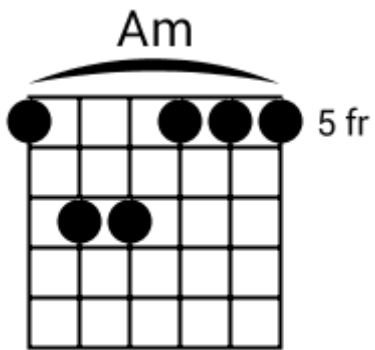
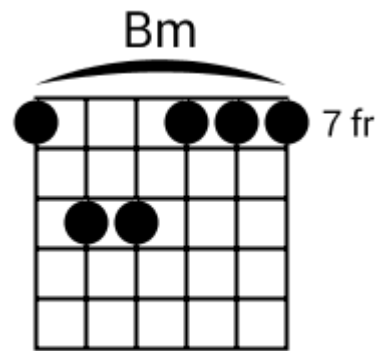
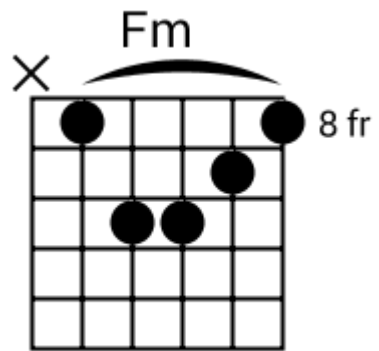
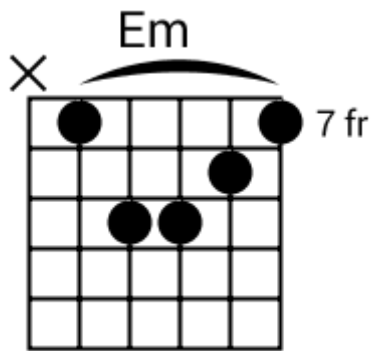
Reggae Vibes - Chord Diagrams

Track 2



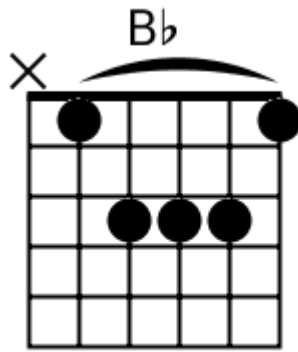
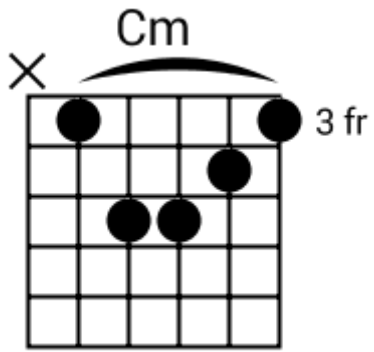
Reggae Vibes - Chord Diagrams

Track 3



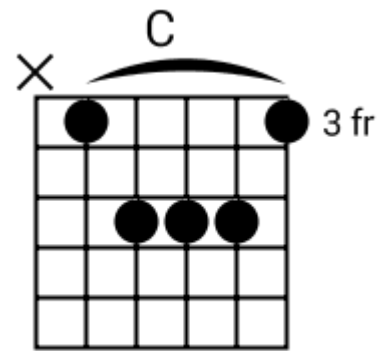
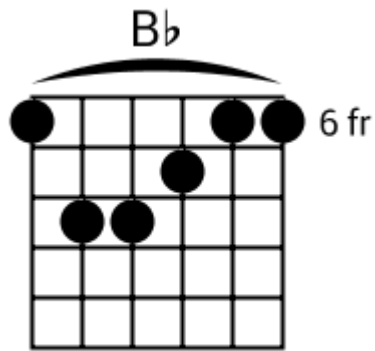
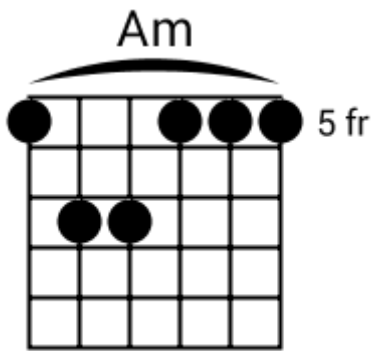
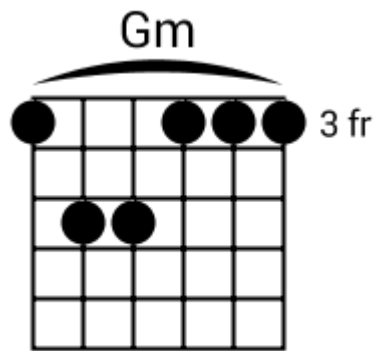
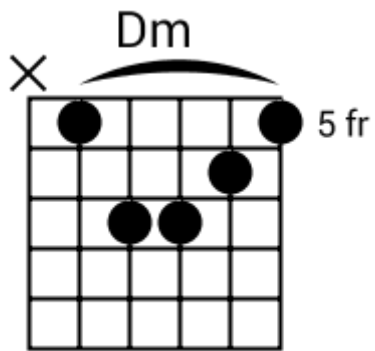
Reggae Vibes - Chord Diagrams

Track 4



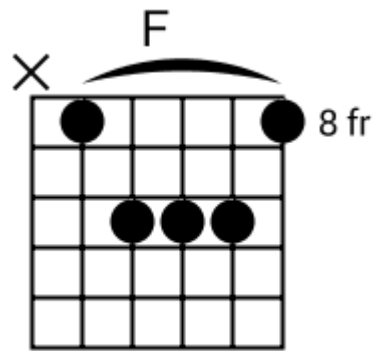
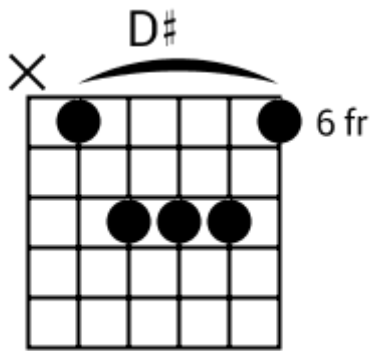
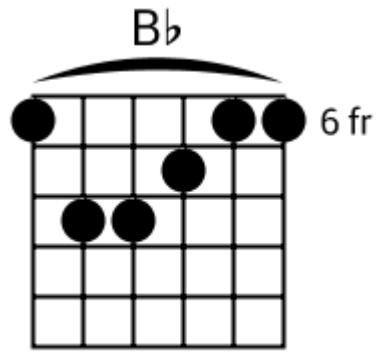
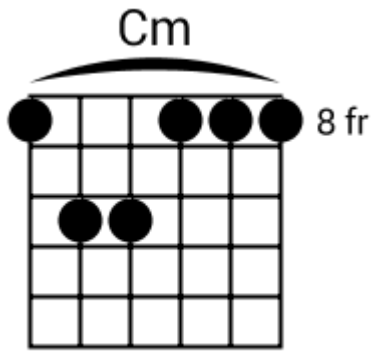
Reggae Vibes - Chord Diagrams

Track 5



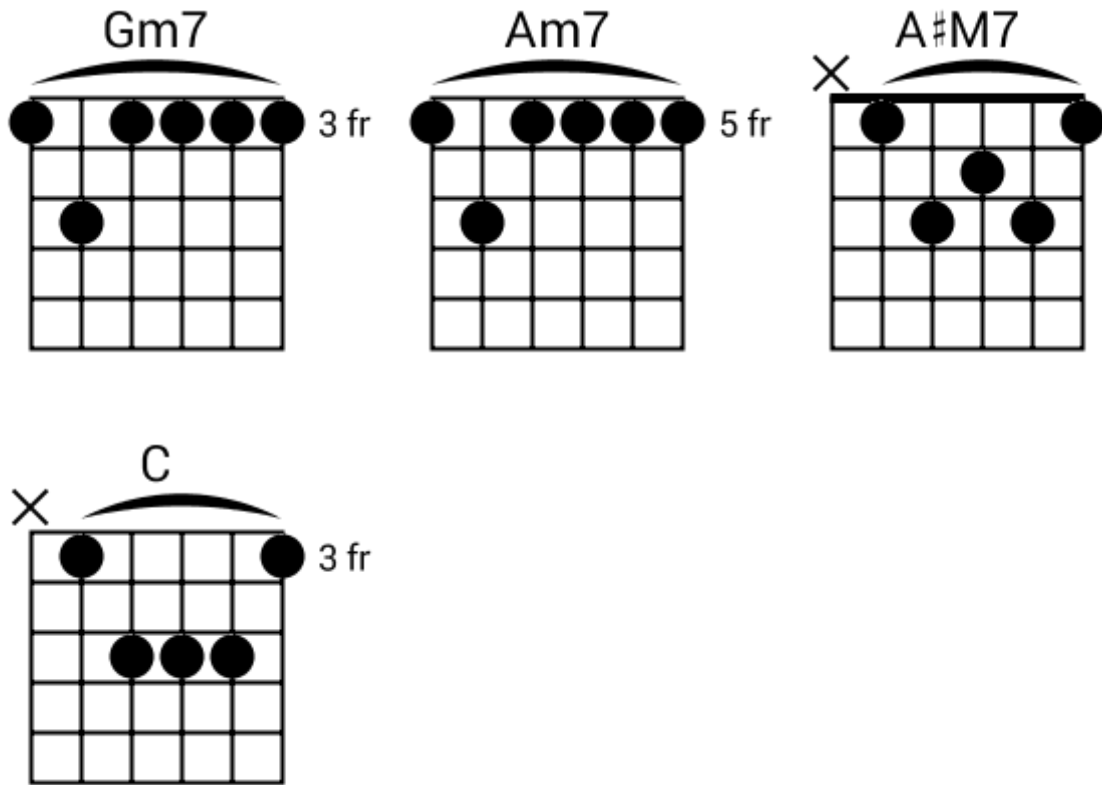
Reggae Vibes - Chord Diagrams

Track 6



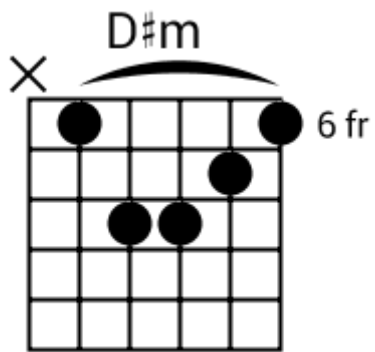
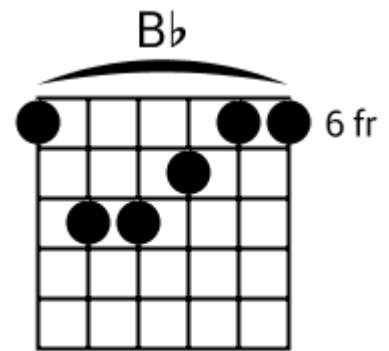
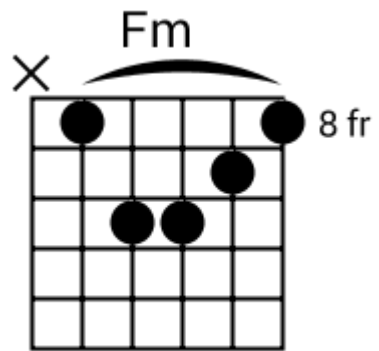
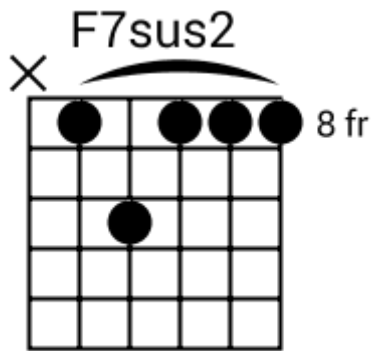
Reggae Vibes - Chord Diagrams

Track 7



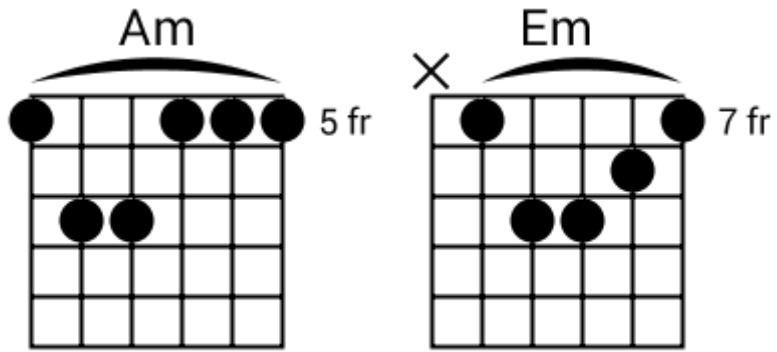
Reggae Vibes - Chord Diagrams

Track 8



Reggae Vibes - Chord Diagrams

Track 9



Reggae Vibes - Chord Diagrams

Track 10

