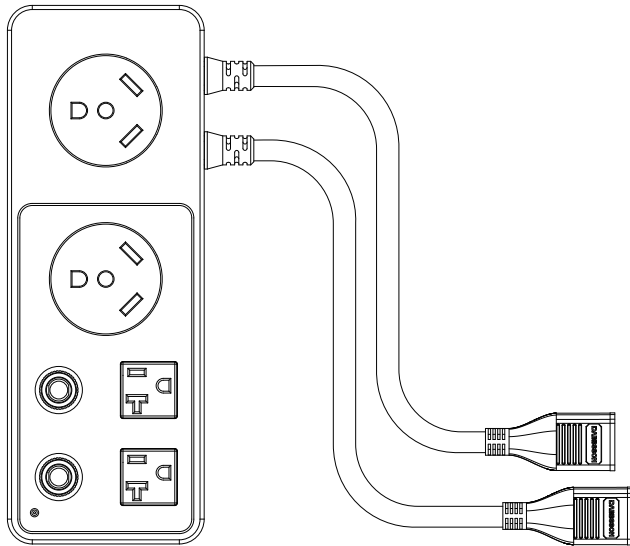


DABSSON

Parallel Power Connection Junction Box

User Manual



DISCLAIMER



Read all safety tips, warning messages, terms of use, and disclaimers carefully. Refer to the terms of use and stickers on the product before use. Users take full responsibility for all usage and operations. Familiarize yourself with the related regulations in your area. You are solely responsible for being aware of all relevant regulations and using our products in a way that is compliant.

CONTENTS



1. Interface of A20S 1

2. Product Illustration 2

3. Product Information 2

4. Operating Instructions 2

5. Safety Tips 3

6. Wrong Connection 4

7. Frequently Asked Questions 4

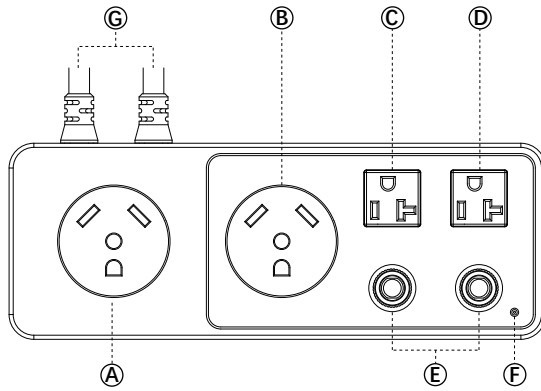
8. FCC STATEMENT 5

9. Warranty 5

10. Contact Us 6

11. Package Contents 6

1. Interface of A20S



- Ⓐ AC Output port (100-120V~ 30A MAX 3600W)
- Ⓑ AC Output port (100-120V~ 30A MAX 3600W)
- Ⓒ AC Output port (100-120V~ 20A MAX 2400W)
- Ⓓ AC Output port (100-120V~ 20A MAX 2400W)
- Ⓔ Protection switch
- Ⓕ Indicator light
- Ⓖ Parallel cable

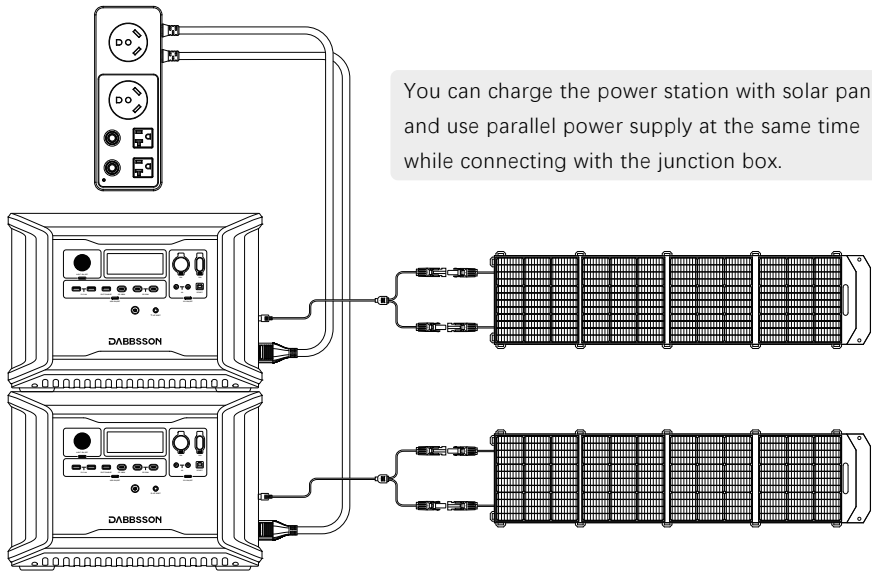
*This product is applicable to both DBS2300 and DBS1300. The parallel function can only be used under the same power rating. DBS2300 can only be paralleled with DBS2300, and DBS1300 can only be paralleled with DBS1300.

DBS2300	Ⓐ ≤ 3600W	Ⓑ + Ⓒ + Ⓓ ≤ 4000W
	Ⓑ + Ⓒ/Ⓓ ≤ 4000W	Ⓐ + Ⓑ + Ⓒ + Ⓓ ≤ 4000W
DBS1300	Ⓐ ≤ 2000W	Ⓑ + Ⓒ + Ⓓ ≤ 2000W
	Ⓑ + Ⓒ/Ⓓ ≤ 2000W	Ⓐ + Ⓑ + Ⓒ + Ⓓ ≤ 2000W

Instructions:

1. Insert the two parallel cables into the parallel ports of the two power stations.
2. DBS2300: The appliance load can be inserted into any of the A/B/C/D output ports according to their rated power. The multiple output ports can be used at the same time. The maximum output power of each A/B output port is 3600W and the maximum output power of each C/D output port is 2400W. When multiple output ports are used at the same time, the total maximum output power cannot exceed 4000W.
3. DBS1300: The appliance load can be inserted into any of the A/B/C/D output ports according to their rated power. The multiple output ports can be used at the same time. The maximum output power of each A/B/C/D output port is 2000W. When multiple output ports are used at the same time, the total maximum output power cannot exceed 2000W.

2. Product Illustration



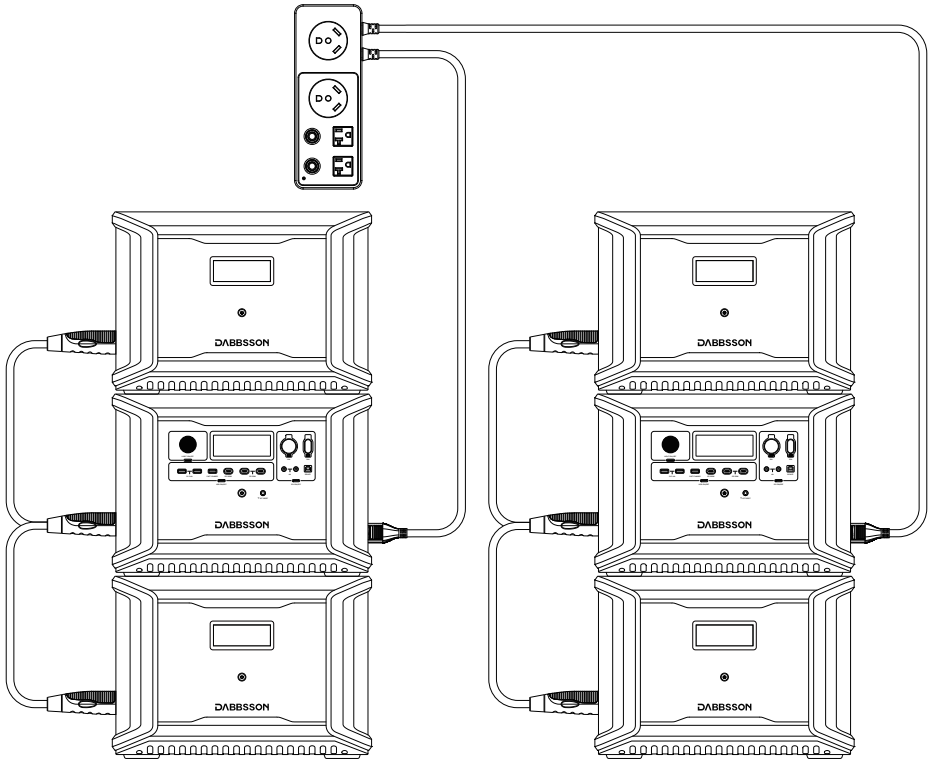
You can charge the power station with solar panels and use parallel power supply at the same time while connecting with the junction box.

3. Product Information

- Model number: A20S
- Output voltage: 100-120V~, 50/60Hz
- Maximum input/output power: DBS2300 Total 4000W Max
DBS1300 Total 2000W Max
- Input voltage: 100-120V~, 50/60Hz
- Operating temperature: 0°C to 40°C(32°F to 104°F)
- Expandable capacity: 16660Wh Max (2*DBS2300+4*DBS3000B)/9460Wh (2*DBS1300+4*DBS1700B)

4. Operating Instructions

- Before you connect two DBS2300 or two DBS1300 power stations in parallel, please make sure that the AC switches of the two units are turned off.
- After the two DBS2300 or two DBS1300 are connected to the junction box through the attached parallel connecting cables, please turn on the AC switch of one DBS2300 or one DBS1300(the junction box will provide 100-120V single output) and then turn on the AC switch of the other DBS2300 or other DBS1300 after 3 seconds (the junction box will provide 100-120V dual output,indicator light on).
- The junction box will not provide electrical output if only one DBS2300 or one DBS1300 power station is connected to the junction box.



Tip: All the plugs need to be connected accurately and fixed firmly.

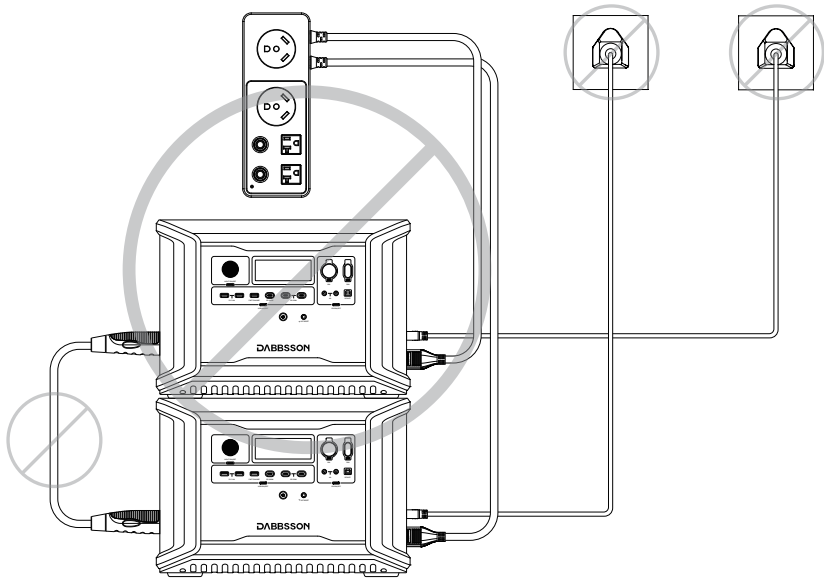
5. Safety Tips

- Please ensure that this product is fitted with the connectors of DBS2300 or DBS1300 before use;
- Please confirm the voltage range requirements of your appliance before use to prevent your appliance from burning out due to overvoltage;
- It is strictly forbidden to allow this product to come into contact with any liquid. Do not immerse this product in water or get it wet.

6. Wrong Connection



It's forbidden to connect A20S series into Split Phase System when AC Charging is ON. Please do not connect the parallel box while the units are charging with AC. If the connection is wrong, it may damage the battery of the portable power station and the warranty will be invalid.



Wrong Connection will damage the battery inside the power station and your warranty will be invalid.

7. Frequently Asked Questions



- Can the DBS2300 or DBS1300 be used normally after parallel connecting?

Yes

- Can the DABSSON DBS3000B or DBS1700B extra battery pack be connected to DBS2300 or DBS1300 power station for capacity expansion after parallel connecting?

Yes

8. FCC STATEMENT



This device complies with part 15 of the Fcc Rules. Operation is subject to the following two conditions:

- (1) This device may not cause harmful interference.
- (2) This device must accept any interference received, including interference that may cause undesired operation.

Warning:

Changes or modifications not expressly approved by the party responsible for compliance could void the user's authority to operate the equipment.

NOTE:

This equipment has been tested and found to comply with the limits for a Class B digital device, pursuant to part 15 of the Fcc Rules. These limits are designed to provide reasonable protection against harmful interference when the equipment is operated in a commercial environment. This equipment generates, uses, and can radiate radio frequency energy and, if not installed and used in accordance with the instruction manual, may cause harmful interference to radio communications. Operation of this equipment in a residential area is likely to cause harmful interference in which case the user will be required to correct the interference at his own expense.

9. Warranty



The product is covered by a limited warranty from Dabbsson for the original purchaser that covers the product from defects in workmanship and materials for 24 months from the date of purchase (damages from normal wear and tear, alteration, misuse, neglect, accident, service by anyone other than authorized service center, or act of God are not included).

During the warranty period and upon verification of defects, this product will be replaced when returned with proper proof of purchase.

10. Contact Us



Have any question? Chat with a specialist today.

US: support.us@dabbsson.com

✉ EU: support.eu@dabbsson.com

JP : support.jp@dabbsson.com



US: +1 888 850 9503 Mon-Fri 9am-5pm (PST)

EU: +1 888 850 9503 Mon-Fri 9am-5pm (PST)

Follow Us



@Dabbsson_Global

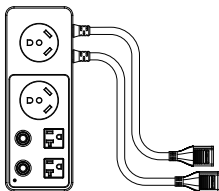


@DabbssonOfficial




@Dabbsson_Official

11. Package Contents



Parallel Power
Connection Junction Box



User Manual

