



POWERED BY



PHOENIX 2 RETAIL

GUIDE TO TRACKING YOUR ORDER

How to Track Your Order Status

Tracking your order is easy! Follow the steps below to view the status of your recent purchases.

✓ Step 1: Log in to Your Account

1. If you are **not logged in** already, head to our store: <https://vapelink.co.uk>
2. Click the **Account icon** in the top right corner (on desktop) or bottom right corner (on mobile).
3. Enter your **email address** and log in using the one-time code sent to your inbox.


Note: If you're already logged in, make sure you're on our storefront.

✓ Step 2: Go to the Account Dashboard

1. Once logged in, head to our store page by clicking the "Shop" link.
2. On **desktop**, click the **Account icon** in the top right corner.
Or if you're on **mobile**, tap **Account**, then select **Orders** from the bottom menu.



✓ Step 3: View Your Orders

1. Once on the **Account Dashboard** page:
 - On **desktop**, click the **Orders** tab on the left side menu.
 - On **mobile**, you should already be on the **Orders** page after selecting **Account > Orders**.



✓ Step 4: Review Your Order Status

1. You'll now see a list of your **recent orders**.
2. Find the order you want to track.
3. Check the **status** of your order:
 - If your order has **shipped**, you'll see **tracking details** listed.
 - Click **View** for more details on the shipment.

Your Orders	
Order #1007 April 25, 2025 at 02:49 PM £9.20 Cancelled	View
Order #1006 April 25, 2025 at 02:47 PM £16.19 Cancelled  dpd 250586725004	View
Order #1004 April 23, 2025 at 11:53 AM £2.30 Pending See April 27, 2025 Unfilled	View Invoice Pay Now
Order #1003 April 23, 2025 at 11:32 AM £9.20 Cancelled	View
Order #1002 April 23, 2025 at 10:35 AM £16.19 Pending Unfilled  dpd 250586725004	View Invoice Pay Now
Order #1001 April 23, 2025 at 10:25 AM £27.69 Paid Unfilled	View Invoice